



Geosyntec Consultants of NC, P.C.
NC License No.: C-3500 and C-295

CHARACTERIZATION OF PFAS IN PROCESS AND NON-PROCESS WASTEWATER AND STORMWATER

Quarterly Report #4

Prepared for

The Chemours Company FC, LLC
22828 NC-87
Fayetteville, NC 28306

Prepared by

Geosyntec Consultants of NC, P.C.
2501 Blue Ridge Road, Suite 430
Raleigh, NC 27607

Geosyntec Project Number TR0795

April 30, 2020

TABLE OF CONTENTS

1.	INTRODUCTION	1
1.1	Background.....	1
1.2	Activities Completed for this Quarterly Report	2
1.3	Report Organization	3
2.	METHODS	4
2.1	Sample Locations	4
2.2	Field Methods	4
2.2.1	General Field Methods.....	4
2.2.2	Decontamination Methods	5
2.2.3	Grab Sampling Methods	5
2.2.4	Temporal Composite Sampling Methods	5
2.2.5	Sample Shipping, Chain of Custody, and Holding Times	6
2.2.6	Field QA/QC Samples	6
2.2.7	Documentation	7
2.3	Laboratory Methods	7
2.3.1	Analytical Methods	7
2.3.2	Laboratory and Field QA/QC.....	7
3.	RESULTS AND OBSERVATIONS	8
3.1	Data Quality.....	8
3.1.1	Data Management and Reporting.....	9
3.1.2	QA/QC Samples.....	9
3.2	Investigative Sample Results.....	9
3.3	Observations	10
4.	SAMPLING PROGRAM STATUS	15
4.1	Activities Planned for Next Quarter	15
5.	SUMMARY AND RECOMMENDATIONS	16
6.	REFERENCES	17

LIST OF TABLES

Table 1: Paragraph 11(b) Proposed Sample Location Summary

Table 2: Summary of Samples Collected

Table 3: PFAS and Associated Analytical Methods

Table 4: Analytical Results – 2020 Quarter 1

Table 5: Analytical Results – All Events

Table 6: Total Daily Precipitation – 2020 Quarter 1

LIST OF FIGURES

Figure 1: Site Location Map

Figure 2: Paragraph 11(b) Sample Locations

Figure 3A: HFPO-DA, PFMOAA, and PMPA Concentrations – Locations that Reach Outfall 002

Figure 3B: Total Table 3+ Concentrations – Locations that Reach Outfall 002

Figure 4A: Intake and Outfall 002 HFPO-DA Concentrations

Figure 4B: Intake and Outfall 002 PFMOAA Concentrations

Figure 4C: Intake and Outfall 002 PMPA Concentrations

LIST OF APPENDICES

Appendix A: Field Parameters

Appendix B: Laboratory Reports and Data Review Narrative Whitebooks

ACRONYMS AND ABBREVIATIONS

COC – Chain of Custody
DEQ – The North Carolina Department of Environmental Quality
DO – Dissolved oxygen
DQO – data quality objectives
DVM – Data Verification Module
EIM – Environmental Information Management
EPA – Environmental Protection Agency
HDPE – High Density Polyethylene
HFPO-DA – Hexafluoropropylene oxide dimer acid
HRT – Hydraulic residence time
mg/L – Milligrams per liter
mL – Milliliter
MS – Matrix spike
MSD – Matrix spike duplicates
mV – Millivolts
ng/L – Nanograms per liter
NTU – Nephelometric turbidity units
ORP – Oxidation/Reduction Potential
PFAS – Per- and polyfluoroalkyl substances
PFMOAA – 2,2-difluoro-2-(trifluoromethoxy) acetic acid
PMPA – Perfluoromethoxypropyl carboxylic acid
QA/QC – Quality assurance/ quality control
RPD – Relative percent difference
SC – Specific conductance
SOP – Standard Operating Procedure
TestAmerica – TestAmerica Sacramento
WWTP – Wastewater treatment plant
°C – Degrees Celsius
µmho - micromhos

“I certify that I am personally familiar with the information contained in this submittal, including any and all supporting documents accompanying this report, and that the material and information contained herein is, to the best of my knowledge and belief, true, accurate and complete.”



04/30/2020

Adrienne Nemura, North Carolina Licensed Professional Engineer 038141

Geosyntec Consultants of NC, PC is licensed to practice engineering in North Carolina. The certification number (Firm's License Number) is C-3500.

1. INTRODUCTION

This report was prepared by Geosyntec Consultants of NC, P.C. (Geosyntec) for The Chemours Company FC, LLC (Chemours) to provide a quarterly update on the identification and concentrations of per- and polyfluoroalkyl substances (“PFAS”) in process wastewater, non-process wastewater, and stormwater at the Chemours Fayetteville Works, North Carolina site (the Facility, Figure 1). This report is prepared pursuant to Paragraph 11(c) in the executed Consent Order entered February 25, 2019 amongst Chemours, the North Carolina Department of Environmental Quality (DEQ), and Cape Fear River Watch.

This is the fourth quarterly report addressing Paragraph 11(c) of the Consent Order. The objective of this report, as stated in the PFAS Characterization Sampling Plan (Geosyntec, 2019a), is to characterize the concentrations of PFAS in the raw water intake at the facility, process wastewater, non-process wastewater, and stormwater, including water that is discharged through Outfall 002.

1.1 Background

Chemours submitted an updated PFAS Characterization Sampling Plan to DEQ on May 6, 2019 (Geosyntec, 2019a) based on comments received on the draft plan submitted on December 30, 2018. On June 19, 2019, DEQ provided written approval of the PFAS Characterization Sampling Plan to Chemours.

The first quarterly report for this program was submitted on July 31, 2019 (Geosyntec, 2019b) and contained data for the 2019 Quarter 2 period (April, May and June). The first bimonthly PFAS characterization sampling event took place on April 24, 2019 (the April 2019 event). Samples were also collected on June 27 and June 28, 2019 (the June 2019 event), but data were pending at the time of submission of the first report.

The second quarterly report for this program was submitted on October 31, 2019 (Geosyntec, 2019c) and contained data for the 2019 Quarter 3 period (July, August, September), including samples collected on August 21 and 22, 2019 (the August 2019 event), as well as the June 2019 event PFAS characterization data that was pending at the time of submission of the first report.

The third quarterly report for this program was submitted on January 31, 2020 (Geosyntec, 2020) and contained data for the 2019 Quarter 4 period (2019 Quarter 4 (October, November, and December 2019). Samples were collected on October 9 and October 10, 2019 (the October 2019 event) and on December 20 and 23, 2019 (the

December 2019 event). The recommendations from the second quarterly report (Geosyntec, 2019c) were implemented during the December 2019 event.

Recommendations made in the third quarterly report included (i) further evaluation into the source of PFAS observed at Location 8 (effluent from the Wastewater Treatment Plant [WWTP]) (Geosyntec, 2019c), and (ii) continued evaluation of the PFAS related to the WWTP after the Terracotta Pipe feeding into the WWTP has been decommissioned.

1.2 Activities Completed for this Quarterly Report

The activity period for this quarterly report includes 2020 Quarter 1 (January, February and March 2020). Table 1 provides a summary of the proposed sample locations to be collected at the Facility (Geosyntec, 2019a). In this quarter, process wastewater and non-process wastewater samples were collected for the sixth bimonthly PFAS characterization sampling event on January 29 and January 31, 2020 (the January 2020 event). These samples were collected as outlined in the PFAS Characterization Sampling Plan (Geosyntec, 2019a) to address requirements specified in Paragraph 11(b) in the executed Consent Order, with adjustments made based on recommendations in prior reports (Geosyntec 2019a, 2019b, 2019c, and 2020).

Previous bimonthly sampling events were conducted during dry periods; the January 2020 event was also conducted during a dry period to enable comparison to the prior events. Future sampling events are planned to be conducted during a wet (rainfall/storm) event to complement the findings from prior dry weather sampling events. To characterize PFAS concentrations during rain events, grab samples have also been collected as part of a dedicated stormwater sampling program outlined in the Cape Fear River PFAS Mass Loading Reduction Plan (Geosyntec, 2019d).

During 2020 Quarter 1, additional investigations to more fully contextualize WWTP operations as part of this program were conducted. These activities are still on-going as of April 2020 and recommendations for additional sampling and analysis will be submitted in a future quarterly report.

Supplemental targeted stormwater sampling was also conducted in 2020 Quarter 1 to characterize potential stormwater-related PFAS sources in the Monomers/IXM area as outlined in the Cape Fear River PFAS Mass Loading Reduction Plan (Geosyntec, 2019d). These data will be reported in a future quarterly report.

1.3 Report Organization

The remainder of this document is organized as follows:

- **Section 2 – Methods:** this section describes the methods employed for sample collection and analysis;
- **Section 3 – Results and Observations:** this section describes the PFAS concentrations in investigative samples and quality control samples;
- **Section 4 – Sampling Program Status:** this section describes planned sampling activities and supplemental sampling activities that support PFAS characterization at the Facility;
- **Section 5 – Summary and Recommendations:** this section summarizes activities conducted, observations of results, recommended supplemental sampling activities, and any recommended changes to the sampling plan; and
- **Section 6 – References:** this section lists the documents referenced in the report.

2. METHODS

This section describes the methods implemented for data reported in this 2020 Quarter 1 report.

2.1 Sample Locations

Proposed sample locations outlined in the PFAS Characterization Sampling Plan (Geosyntec, 2019a) are described in Table 1 and shown in Figure 2.

In the January 2020 event, investigative samples were collected from twenty (20) locations listed in Table 2. Locations 2, 3, 4, 5, 11, 12, 13 and 14 were not sampled for the January 2020 event as there was insufficient water at these locations during the sampling event because it occurred during a dry period. Some of these locations have been sampled as a part of the stormwater grab sampling program described in Geosyntec (2019d). During each sampling event, either Location 21A or 21B (the south and north sediment ponds) is sampled depending on which sediment pond is active. The south sediment pond (Location 21A) was active during the January 2020 event and a sample was collected from this pond.

2.2 Field Methods

2.2.1 General Field Methods

All equipment was inspected by the field program supervisor and calibrated daily prior to use in the field, according to the manufacturer's recommendations. Field parameters were measured with a water quality meter prior to sample collection and then recorded. Field parameters include the following:

- pH;
- Temperature (degrees Celsius; °C);
- Specific conductance [SC] (micromhos, μmho);
- Dissolved oxygen [DO] (milligrams per liter; mg/L);
- Oxidation/Reduction Potential [ORP] (millivolts; mV);
- Turbidity (nephelometric turbidity units, NTU);
- Color; and
- Odor.

Samples were collected in 250 milliliter (mL) high density polyethylene (HDPE) bottles with a wide-mouth screw-cap. Sample bottles were filled and caps were securely fastened after sample collection. Each sample was labelled with a unique sample identification number, date, time and location of sampling, and the initials of the individual collecting the sample. A field notebook was used to record information regarding additional items such as quality assurance/ quality control (QA/QC), sample identifications, color, odor, turbidity, and other field parameters.

2.2.2 Decontamination Methods

Sample containers were new and used only once for each sample. Disposable equipment (e.g., gloves, tubing, etc.) was not reused, therefore; these items did not require decontamination.

All non-dedicated or non-disposable sampling equipment (i.e., the autosampler reservoir and dip rod) was decontaminated immediately before sample collection in the following manner:

- De-ionized water rinse;
- Scrub with de-ionized water containing non-phosphate detergent (i.e., Alconox®); and
- De-ionized water rinse.

If there was a delay between decontamination and sample collection, decontaminated sampling equipment was covered with PFAS-free plastic until it was ready for use.

2.2.3 Grab Sampling Methods

Grab samples were collected during the January 2020 event from locations where temporal variability over the course of one day was not expected. These locations include non-process wastewater and process wastewater samples and are identified in Table 2 and shown on Figure 2. All grab samples were collected by directly filling the HDPE bottle with the sample. Prior to grab sample collection, field parameters were measured using a flow through cell for all grab sample locations.

2.2.4 Temporal Composite Sampling Methods

Temporal composite samples were collected during the January 2020 event from locations where variability was expected to potentially be significant within a short time frame (e.g., one day). These locations, identified in Table 2 and shown on Figure 2,

include those within the Facility conveyance network and the intake and outfall locations, since these locations can have highly variable dissolved and suspended constituent loads over short time periods. Temporal composite samples were collected using a dedicated Teledyne 6712C autosampler equipped with a rain gauge, HDPE tubing, silicon tubing, and an HDPE sample reservoir. Field parameters were measured twice for temporal composite samples: once during composite sampling (collected directly from the water stream), and once after composite sampling (collected from the autosampler reservoir). At each location, autosamplers integrated water over a four-hour sample collection period.

In accordance with recommendations from Geosyntec (2019c), Location 8 (effluent from the WWTP) was collected approximately 40 hours after Location 22 (influent to the WWTP), which was initially estimated as the hydraulic residence time (HRT) of the WWTP. Additional investigation into WWTP operations during 2020 Quarter 1 indicate the HRT is approximately 12 days based on current operations. Due to the variability in the HRT, Location 8 is recommended to be collected concurrently with other sample locations during future sampling events. Location 22 is also recommended to be collected as a temporal composite sample for future sampling events.

2.2.5 Sample Shipping, Chain of Custody, and Holding Times

Upon sample collection, each labelled, containerized sample was placed into a plastic bag inside an insulated sample cooler with ice. Prior to shipment of the samples to the laboratory, a chain of custody (COC) form was completed by the field sample custodian. Sample locations, sample identification numbers, description of samples, number of samples collected, and specific laboratory analyses to be performed on the samples were recorded on the COC form. The COC was signed by the field personnel relinquishing the samples to the courier and was signed by the laboratory upon receipt of the cooler.

2.2.6 Field QA/QC Samples

The following field QA/QC samples were collected and analyzed along with the January 2020 investigative samples:

- Two blind field duplicates;
- Two equipment blanks for the dip rod and autosampler;
- One field blank; and
- One trip blank.

2.2.7 Documentation

The project field team kept a daily record of field activities during the execution of field work including sampling notes and observations, instrument calibration records, measured field parameters, sample COC, and shipping records.

2.3 Laboratory Methods

2.3.1 Analytical Methods

Samples were analyzed for PFAS by the following methods:

- Table 3+ Laboratory Standard Operating Procedure (SOP); and
- EPA Method 537 Mod (Laboratory SOP).

PFAS reported under each of these methods are listed in Table 3.

2.3.2 Laboratory and Field QA/QC

Field sampling and laboratory analyses were performed in accordance with the PFAS Characterization Sampling Plan (Geosyntec, 2019a). Samples were collected by the field team and shipped to TestAmerica Sacramento (TestAmerica) under COC. Laboratory analyses were performed within the guidelines specified by the laboratory SOPs. The collection frequency of field duplicates, matrix spike / matrix spike duplicates (MS/MSD), trip blanks, and equipment blanks was largely in accordance with the PFAS Characterization Sampling Plan (Geosyntec, 2019a), and deviations, listed below, were acceptable since previous QA/QC samples have met criteria.

An equipment blank was not collected for the peristaltic pump in the January 2020 event. Equipment blanks collected for the peristaltic pump in previous events were non-detect for all PFAS except 2-(N-ethyl perfluoro-1-octanesulfonamido)-ethanol in the April 2019 event. This is discussed further in the first quarterly report (Geosyntec, 2019b).

3. RESULTS AND OBSERVATIONS

3.1 Data Quality

All data were reviewed using the Data Verification Module (DVM) within the Locus[™] Environmental Information Management (EIM) system, which is a commercial software program used to manage data. Following the DVM process, a manual review of the data was conducted. The DVM and the manual review results were combined in a data review narrative report for each set of sample results which were consistent with Stage 2b of the EPA Guidance for Labelling Externally Validated Laboratory Analytical Data for Superfund Use (EPA-540-R-08-005 2009). The narrative report summarizes which samples were qualified (if any), the specific reasons for the qualification, and any potential bias in reported results. The data usability, in view of the project's data quality objectives (DQOs), was assessed and the data were entered into the EIM system.

The data were evaluated by the DVM against the following data usability checks:

- Hold time criteria;
- Field and laboratory blank contamination;
- Completeness of QA/QC samples;
- MS/MSD recoveries and the relative percent differences (RPDs) between these spikes;
- Laboratory control sample/control sample duplicate recoveries and the RPD between these spikes;
- Surrogate spike recoveries for organic analyses; and
- RPD between field duplicate sample pairs.

The manual review includes instrument-related QC results for calibration standards, blanks, and recoveries. The data review process (DVM plus manual review) applied the following data evaluation qualifiers to analysis results, as warranted:

- J – Analyte present. Reported value may not be accurate or precise;
- UJ – Analyte not detected. Reporting limit may not be accurate or precise; and
- B – Not detected substantially above the level reported in the laboratory or field blanks.

The data review process described above was performed for all laboratory chemical analysis data generated for the sampling events. The DQOs were met for the analytical results for accuracy and precision. The data collected are believed to be complete, representative, and comparable.

3.1.1 Data Management and Reporting

Chemours's Analytical Data Quality Management team currently uses the EIM system for management of analytical data, xyz Site coordinate data, and field parameter data. Validation and qualification of data are performed by AECOM who maintains the EIM system for the Chemours Fayetteville Site. Whitebooks consisting of the data review narratives and the laboratory analytical reports produced by AECOM summarize the findings of the DVM and manual review process.

3.1.2 QA/QC Samples

PFAS concentrations for all field QA/QC samples in the January 2020 event are reported in Table 4. The following observations were noted for the QA/QC samples:

January 2020

- The RPD for field duplicate pairs in the January 2020 event were generally less than 30% for all PFAS. Where RPDs were greater than 30%, the reported results may be imprecise and were J qualified, indicating the results are estimated.
- No PFAS were detected above the associated reporting limits in the January 2020 Equipment Blanks (2), Trip Blank, or Field Blank.

3.2 Investigative Sample Results

PFAS concentrations for all sample locations in the January 2020 event are provided in Table 4. Figure 3A presents hexafluoropropylene oxide dimer acid (HFPO-DA), 2,2-difluoro-2-(trifluoromethoxy) acetic acid (PFMOAA), and perfluoromethoxypropyl carboxylic acid (PMPA) concentrations for locations in the January 2020 event that reach Outfall 002; October 2019 and December 2019 results are provided for comparison. Figure 3B presents the Total Table 3+ concentrations for locations in the January 2020 event that reach Outfall 002; October 2019 and December 2019 results are provided for comparison. Table 5 presents a summary of the PFAS concentrations in the samples collected to date. Table 6 provides the total daily precipitation in the area of the Facility and the flow measured at Outfall 002 at the times of sampling events discussed in this

report. The analytical reporting limits associated with the January 2020 data were determined by the laboratories.

Field parameter data are provided in Appendix A. TestAmerica analytical reports and the data review narrative whitebooks are provided in Appendix B.

3.3 Observations

The following observations are made based on sample group type for the January 2020 event.

Intake River Water at Facility [Location 1]

River intake samples continued to have modest concentrations of PFAS in the January 2020 sample event (total Table 3+ concentration: 62 ng/L). Fourteen (14) PFAS were detected in the sample collected at Location 1 in January 2020 using the Table 3+ SOP and EPA Method 537 Mod SOP methods (Table 4). These PFAS were generally observed in other Site locations that derive water from the river intake. This is consistent with trends observed over the length of the bimonthly sampling program. While there have been some analytes detected at Location 1 that are not detected at other sampling locations (e.g., PFMOAA has not been detected at Location 18 during any sampling event, but has been detected at Location 1 in April 2019, August 2019, December 2019, and January 2020), PFAS concentrations observed at Location 1 tend to be reported at other sampling locations.

Process Wastewater [Locations 18, 19A, 19B, and 23B]

Location 18 (Kuraray Process Wastewater) had measured concentrations of HFPO-DA, PFMOAA, and PMPA similar to or lower than previous events (Figure 3A, Table 5). Location 18 also had lower HFPO-DA, PFMOAA, and PMPA than the Intake River Water at the Facility (Location 1) in the January 2020 sample event. Concentrations of these compounds have generally been lower than Location 1 throughout the sampling program, with the exception of: (1) the August 2019 event where HFPO-DA and PMPA were higher than Location 1, and (2) the October 2019 event where HFPO-DA was higher than Location 1. Total Table 3+ PFAS concentrations at Location 18 were lower than previous events except for the June 2019 event (Figure 3B, Table 5).

Locations 19A (DuPont Plant 1 Process Wastewater) and 23B (Kuraray Laboratory Process Wastewater) both had lower PFAS concentrations compared to December 2019 (Figure 3A, Figure 3B). Except for December 2019, the total Table 3+ concentration at

Location 19A has been lower or similar to the total Table 3+ concentration measured at Location 1 (Table 5). Location 23B has generally had total Table 3+ concentrations higher than the total Table 3+ concentrations observed at Location 1 (Table 5).

Process water location 19B (DuPont Plant 2 Process Wastewater) had higher measured concentrations of HFPO-DA, PFMOAA, and PMPA than previous sampling events (Figure 3A, Table 5). The total Table 3+ PFAS concentration (510 ng/L) was also substantially higher than previous events (range: 27 ng/L – 86 ng/L, Table 5). The total Table 3+ concentration measured at Location 19B was lower than the total Table 3+ concentration at Location 1 (Intake River Water at Facility) during the June 2019, August 2019, October 2019, and December 2019 events and was within 15% during the April 2019 event. Future sampling results will be used to evaluate if the deviation from past events observed in January 2020 is an ongoing occurrence.

Non-Process Wastewater [Locations 6A, 6B, 24A, 24B, and 24C]

Similar to previous sampling events, the Kuraray non-process wastewater samples collected from the non-process wastewater only Locations (6A, 6B) contained low levels of HFPO-DA (ranging from 9 [B qualified] to 66 ng/L); PFMOAA (ranging from <5 ng/L [UJ qualified] to 13 ng/L); and PMPA (ranging from 19 ng/L [B qualified] to 62 ng/L). These levels are similar to the concentrations detected at Location 1 (Intake River Water at Facility) with the exception of two samples for HFPO-DA (66 ng/L in June 2019 for Location 6A and 41 ng/L in April 2019 for Location 6B).

There are three sampling locations in Monomers IXM for non-process wastewater (Figure 2). During the January 2020 event, total Table 3+ PFAS concentrations at Locations 24A and 24B were slightly lower or similar to prior sampling events (Table 5). An increase in PFAS concentrations was observed at Location 24C in December 2019, which may have been associated with non-routine site activities (e.g., construction of the Thermal Oxidizer/Scrubber System or restarting of operations after the Plant Turn Around in late October 2019). Total Table 3+ concentrations at Location 24C were significantly lower in January 2020 than the December 2019 event, and were more similar to what was observed in previous events (Table 5). This suggests the temporary increase in PFAS concentrations have returned to normal levels.

Stormwater [Location 10]

Location 10 receives stormwater discharge from the Chemours Monomers/IXM area. HFPO-DA, PFMOAA, and PMPA concentrations observed at Location 10 during the January 2020 event were 8,300 ng/L, 22,000 ng/L, and 810 ng/L, respectively (Figure

3A, Table 4). Several other PFAS were detected, contributing to a total Table 3+ concentration of 59,000 ng/L during January 2020 (Figure 3B, Table 4). In the five days prior to the January 2020 sampling event, approximately 0.4 inches of rain fell at the site. On the day of sampling there was water in the channel and the autosampler was deployed. The Location 10 temporal composite sample was likely collected from standing water and therefore unlikely to be hydraulically connected to Outfall 002 (i.e., water from Location 10 was unlikely to be flowing downstream and contributing to concentrations at Outfall 002). The concentrations observed at Location 10 were unlikely to have contributed to Outfall 002 during the January 2020 dry weather sampling event.

Except for the October 2019 event, which was dry for the previous 35 days, rainfall patterns at the site were similar in prior sampling events. Rainfall ranged from 0.5 to 2.7 inches in the five days prior to the sampling event for the April 2019, August 2019, and December 2019. Previous samples at Location 10 may also have been collected from standing water.

Prior supplemental sediment sampling and cooling water channel sampling activities suggest sediments may be contributing to elevated PFAS concentrations (Geosyntec, 2019c). In accordance with a recommendation in Geosyntec (2019c), sediment was removed from the cooling water channel in mid- to late-October 2019 during the Plant Turn Around. In December 2019, concentrations at Location 10 decreased compared to prior events (HFPO-DA: 230 ng/L; total Table 3+: 650 ng/L, Table 5). The increase observed at Location 10 in January 2020 compared to December 2019 may be due to ongoing PFAS contributions from stormwater inflows that were not fully flushed from the channel.

According to the PFAS Characterization Sampling Plan (Geosyntec, 2019a), locations that only receive stormwater should be sampled when water is flowing. Field forms have been modified to avoid sampling stormwater locations with standing water and to obtain the appropriate information to confirm whether samples collected at stormwater only locations were in accordance with the PFAS Characterization Sampling Plan (Geosyntec, 2019a).

In March 2020, a targeted stormwater characterization and sampling program was conducted, as part of Paragraph 12 efforts, to characterize potential sources observed in the Monomers/IXM area. These data will be reported in a future quarterly report.

Non-Process Wastewater and Stormwater [Locations 7A, 9, 15 and 21A]

In January 2020, samples that contained both non-process wastewater and stormwater generally had PFAS detected at similar or slightly higher concentrations than the non-process wastewater only locations. Location 15 (Combined Stormwater and Non-Contact Cooling Water Discharge from Eastern Portion of the Facility) had the highest concentrations of HFPO-DA, PFMOAA, and PMPA among non-process wastewater and stormwater locations, with concentrations measured at 85 ng/L, 120 ng/L, and 23 ng/L for HFPO-DA, PFMOAA, and PMPA, respectively. Location 15 also had the highest Total Table 3+ concentration among non-process wastewater and stormwater locations at 1,000 ng/L. Location 15 represents the combined flow from Location 10 (total Table 3+ concentration: 59,000 ng/L) and Location 9 (total Table 3+ concentration: 540 ng/L). As described previously, it is unlikely that Location 10 was hydraulically connected to Location 15 for the January 2020 sampling event.

The remaining non-process wastewater and stormwater samples (Locations 7A, 9 and 21A) had HFPO-DA ranging from 7.8 to 59 ng/L, PFMOAA ranging from 12 ng/L to 15 ng/L (J qualified), and PMPA ranging from 15 to 34 ng/L in the January 2020 event. Locations 7A and 9 are in the Open Channel to Outfall 002 and the Cooling Water Channel, respectively, where sediment removal occurred during the Plant Turn Around in late October 2019. These locations generally had lower PFAS concentrations in the December 2019 and January 2020 events compared to the October 2019 event, which was conducted prior to sediment removal. This indicates sediment removal may have resulted in lower PFAS concentrations at these locations.

Process and Non-Process Wastewater [Locations 8, 22 and 23A]

For the process and non-process wastewater locations, samples collected from the manhole at the Terracotta Pipe, Location 23A (Figure 3A), generally had lower HFPO-DA, PFMOAA and PMPA concentrations than previous sampling events (Table 5). While concentrations were lower than previous events, the Total Table 3+ concentration measured at Location 23A was still among the highest concentrations observed during the January 2020 event (Figure 3B, Table 4). The concentrations of HFPO-DA, PFMOAA, and PMPA in the January 2020 event were 190 ng/L, 500 ng/L (J qualified), and 33 ng/L respectively. The source of these concentrations is being explored via ongoing investigation into WWTP operations. The remaining in use portions of the Terracotta Pipe may be a continuing source of PFAS to the WWTP. Kuraray and Chemours are planning to decommission the remaining portion of the Terracotta Pipe and replace it with an above ground pipe. After this action is completed, future

characterization will help assess the results of this action and whether additional sampling or characterization is needed.

Similar to observations in previous events, during the January 2020 event, several PFAS, including HFPO-DA, PFMOAA, and PMPA were detected at lower concentrations at Location 22, the influent to the WWTP, compared to Location 8, the effluent of the WWTP (Figure 3A). A recommendation from the second quarterly report was to collect the sample from Location 8 one HRT time after the collection of the sample from Location 22 (Geosyntec 2019c). The HRT was initially estimated at 40 hours; this delay in sampling was implemented for the December 2019 and January 2020 events. Additional investigation into WWTP operations during 2020 Quarter 1 indicate the HRT is approximately 12 days. Due to the variability in the HRT, Location 8 should be collected concurrently with other sample locations. Location 22 is recommended to be collected as a temporal composite sample for future sampling events.

Further investigation into WWTP operations to better understand PFAS dynamics at the WWTP is ongoing.

Process and Non-Process Wastewater and Stormwater [Locations 7B and 20]

The sample collected at Location 20 (Outfall 002) had detectable concentrations of HFPO-DA (89 ng/L, J qualified), PFMOAA (35 ng/L, J qualified), and PMPA (27 ng/L) in January 2020 (Figure 3A). There are two main water streams that combine to form the total flow at Location 20: Location 7B, Open Channel after the WWTP, and Location 15, Cooling Water Channel water from the Monomers/IXM area before it joins the Open Channel to Outfall 002. The Location 20 total Table 3+ concentration (320 ng/L) was higher than the total Table 3+ concentration at Location 7B (120 ng/L) but lower than the total Table 3+ concentration at Location 15 (1,000 ng/L).

Sediment removal from the Open Channel to Outfall 002 was recommended in Geosyntec (2019c). This occurred during the Plant Turn Around in mid- to late-October, after collection of the October 2019 samples. Consistent with the December 2019 event, total PFAS concentrations at Locations 7B and 20 during January 2020 were generally lower than what was observed prior to sediment removal during the Plant Turn Around. Future bimonthly sampling events will help continue to assess the effect of this sediment removal from the Open Channel to Outfall 002.

Chemours is sampling routinely for PFAS concentrations at Outfall 002 (Location 20) as required by the National Pollutant Discharge Elimination System permit for the facility. Figures 4A, 4B, and 4C provide time trends for HFPO-DA, PFMOAA, and PMPA

observed at Outfall 002 from January 2019 to March 2020. The results at Location 20 indicate increases in concentrations during the annual Plant Turn Around in mid- to late-October. The increased concentrations are probably due to (1) an increase in PFAS-containing sediment in the water column due to disturbance of the sediment during sediment removal, and (2) the flow at Outfall 002 primarily consisting of stormwater during the Plant Turn Around, which in some locations (e.g., Monomers/IXM area) has shown higher PFAS concentrations compared to non-process wastewater (Geosyntec, 2019d). The flow at Outfall 002 during the Plant Turn Around was much less than under operating conditions (Geosyntec, 2020).

PFAS concentrations measured at Outfall 002 generally decreased once the plant was operational again in early November and continued to be under peak levels through March 2020.

4. SAMPLING PROGRAM STATUS

A description of activities planned for the next quarter and recommendations for updates to the sampling plan are provided below.

4.1 Activities Planned for Next Quarter

As described in the PFAS Characterization Sampling Plan (Geosyntec, 2019a), PFAS characterization samples are to be collected from the Facility on a bimonthly basis. The most recent sampling event occurred on April 28, 2020 and samples were collected from locations that contained water reaching Outfall 002. The sampling event in April was planned to be conducted as a wet (rainfall/storm) event to complement the findings from prior dry weather sampling events; however, several attempts to collect during a rainfall event in April were unsuccessful because: (1) remote deployment of autosamplers over the Easter holiday weekend did not capture the rainfall event appropriately and (2) storm events did not meet the criteria from the PFAS Characterization Sampling Plan (Geosyntec, 2019a). Future sampling events are planned to be collected during a wet event. The next quarterly report will be submitted in July 2020 and will provide results for any Paragraph 11(c) samples described in Table 1 available at the time of reporting.

Activities conducted as a part of the ongoing investigation into the WWTP, as well as any recommendations for additional sampling and analysis, will be submitted in a future quarterly report.

5. SUMMARY AND RECOMMENDATIONS

Pursuant to Consent Order Paragraph 11(c), Chemours conducted a sample characterization event in 2020 Quarter 1 and these results are presented in this report.

The results from the January 2020 event continue to show the intake water contains PFAS and this water is then distributed throughout the Facility. HFPO-DA concentrations in the intake samples in the January 2020 event were similar to the concentrations in the October 2019 and December 2019 events.

Several samples collected from discharges that reach Outfall 002 (Locations 8, 10, 15, and 23A) were observed to have higher PFAS concentrations compared to other sample locations during the January 2020 event. Supplemental targeted stormwater sampling was conducted in 2020 Quarter 1 to continue to characterize potential stormwater-related PFAS sources in the Monomers/IXM area; data are pending and will be reported in a future quarterly report. Sediment removal actions in the conveyance network during the Plant Turn Around in mid- to late-October 2019 had a beneficial effect on PFAS concentrations in the December 2019 event, which appeared to remain continuing into the January 2020 sampling event.

Further evaluation into the source of PFAS observed at Location 8 (effluent from the WWTP) in the January 2020 event and during prior events is ongoing. A summary of the supplemental WWTP sampling plan and operations investigation will be provided in a future quarterly report.

The Terracotta Pipe feeds into the WWTP and samples collected from this pipe continue to contain elevated concentrations of PFAS. Portions of the Terracotta Pipe have been decommissioned and the remaining portions of the Terracotta Pipe will be decommissioned in 2021. After this action is completed, continued characterization consistent with the existing sampling protocol is recommended to assess the results of this action and evaluate whether additional sampling or characterization is needed.

Other recommendations to be implemented in future bimonthly sampling events include: (1) Location 8 should be collected concurrently with other sample locations, (2) Location 22 should be collected as a temporal composite sample, (3) samples collected from stormwater only locations will be collected only if water is hydraulically connected to Outfall 002, and (4) additional location-specific field forms providing information on water conditions (e.g., standing water, water clarity) at the time of sampling will be completed during the sampling event.

6. REFERENCES

- Environmental Protection Agency (EPA), 2009. Guidance for Labelling Externally Validated Laboratory Analytical Data for Superfund Use. Office of Solid Waste and Emergency Response. OSWER No. 9200.1-85, EPA-540-R-08-005
- Geosyntec, 2019a. PFAS Characterization Sampling Plan. May 6, 2019.
- Geosyntec, 2019b. Characterization of PFAS in Process and Non-Process Wastewater and Stormwater: Quarterly Report #1. July 31, 2019.
- Geosyntec, 2019c. Characterization of PFAS in Process and Non-Process Wastewater and Stormwater: Quarterly Report #2. October 31, 2019.
- Geosyntec, 2019d. Cape Fear River PFAS Loading Reduction Plan. August 26, 2019.
- Geosyntec, 2020. Characterization of PFAS in Process and Non-Process Wastewater and Stormwater: Quarterly Report #3. January 31, 2020.

TABLES

**TABLE 1
PARAGRAPH 11(b) PROPOSED SAMPLE LOCATION SUMMARY
Chemours Fayetteville Works, North Carolina**

Sample Number	Sample Location Description	Sampling Method	Sample Category			
			Intake at Facility/Outfall	Process water	Non-process wastewater	Stormwater
1	Discharge point of excess river water (i.e., water drawn from the Cape Fear River, but not used as process water or NCCW) to characterize background levels of PFAS	Temporal Composite	Intake River Water at Facility			
2	Kuraray northern leased area stormwater discharge	Temporal Composite				✓
3	Chemours PPA area stormwater discharge	Temporal Composite				✓
4	Combined stormwater discharge from Kuraray northern leased area and Chemours PPA area	Temporal Composite				✓
5	Kuraray southern leased area stormwater	Temporal Composite				✓
6A	Kuraray southern leased area NCCW discharge - Vacuum Condenser	Grab			✓	
6B	Kuraray southern leased area NCCW discharge - Resins Area	Grab			✓	
7A	Combined stormwater and NCCW discharge from western portion of the Facility	Temporal Composite			✓	✓
7B	Combined stormwater and NCCW discharge from western portion of the Facility and treated discharge from WWTP	Temporal Composite		✓	✓	✓
8	Outfall 001 treated non-Chemours process wastewater discharge to open channel to Outfall 002	Temporal Composite		✓	✓	
9	Chemours Monomers IXM NCCW and stormwater discharge including stormwater from Vinyl Ethers South and Vinyl Ethers North	Temporal Composite			✓	✓
10	Chemours Monomers IXM area stormwater discharge	Temporal Composite				✓
11	Stormwater discharge from portion of grassy field to north of decommissioned Chemours Teflon area	Temporal Composite				✓
12	DuPont area southern drainage ditch stormwater discharge and NCCW	Temporal Composite			✓	✓
13	DuPont area northern drainage ditch stormwater discharge and NCCW	Temporal Composite			✓	✓
14	DuPont area southeast stormwater and NCCW discharge	Temporal Composite			✓	✓
15	Combined stormwater and NCCW discharge from eastern portion of the Facility	Temporal Composite			✓	✓
16	Chemours Monomers IXM Area combined process wastewater	Grab		✓		
17A	Chemours PPA Area waste acid trailer	Grab		✓		
17B	Chemours PPA Area waste rinse water trailer	Grab		✓		
18	Kuraray process wastewater	Temporal Composite*		✓		
19A	DuPont process wastewater, Plant 1	Grab		✓		
19B	DuPont process wastewater, Plant 2	Grab		✓		
20	Outfall 002 pipe to Cape Fear River upstream of sump	Temporal Composite	Outfall			
21A	Sediment Basin South	Grab			✓	✓
21B	Sediment Basin North	Grab			✓	✓
22	WWTP combined influent	Grab		✓	✓	
23A	Kuraray northern leased area combined process wastewater and NCCW; manhole on Terra Cotta Pipe	Temporal Composite*		✓	✓	
23B	Kuraray laboratory process wastewater	Grab		✓		
24A	Chemours Monomers IXM Vinyl Ethers South NCCW	Grab			✓	
24B	Chemours Monomers IXM Line 3 and Line 4 Extruder NCCW	Grab			✓	
24C	Chemours Monomers IXM Water Return Header NCCW	Grab			✓	

Notes

Sample numbers refer to locations identified in Figure 2.
Temporal composite samples to be integrated over 4 hours.

IXM - ion exchange membrane
NCCW - non-contact cooling water
PFAS - per- and polyfluoroalkyl substances
PPA - polymer processing aid
WWTP - Wastewater treatment plant

*Locations 18 and 23A collected as grab samples prior to December 2019

**TABLE 2
SUMMARY OF SAMPLES COLLECTED
Chemours Fayetteville Works, North Carolina**

Sample Number	Sample Location Description	Sampling Method	Sample Category				Sample Collected								
			Intake at Facility/Outfall	Process water	Non-process wastewater	Stormwater	2019					2020			
							April (Q2)	June (Q2)	August (Q3)	October (Q4)	December (Q4)	January (Q1)	April (Q2)	June (Q2)	August (Q3)
1	Discharge point of excess river water (i.e., water drawn from the Cape Fear River, but not used as process water or NCCW) to characterize background levels of PFAS	Temporal Composite	Intake River Water at Facility				✓	✓	✓	✓	✓	✓			
2	Kuraray northern leased area stormwater discharge	Temporal Composite				✓	NS	NS	NS	NS	NS	NS			
3	Chemours PPA area stormwater discharge	Temporal Composite				✓	NS	NS	NS	NS	NS	NS			
4	Combined stormwater discharge from Kuraray northern leased area and Chemours PPA area	Temporal Composite				✓	NS	NS	NS	NS	NS	NS			
5	Kuraray southern leased area stormwater	Temporal Composite				✓	NS	NS	NS	NS	NS	NS			
6A	Kuraray southern leased area NCCW discharge - Vacuum Condenser	Grab			✓		✓	✓	✓	✓	✓	✓			
6B	Kuraray southern leased area NCCW discharge - Resins Area	Grab			✓		✓	✓	✓	✓	✓	✓			
7A	Combined stormwater and NCCW discharge from western portion of the Facility	Temporal Composite			✓	✓	✓	✓	✓	✓	✓	✓			
7B	Combined stormwater and NCCW discharge from western portion of the Facility and treated discharge from WWTP	Grab/Temporal Composite ¹		✓	✓	✓	✓	✓	✓	✓	✓	✓			
8	Outfall 001 treated non-Chemours process wastewater discharge to open channel to Outfall 002	Temporal Composite		✓	✓	✓	✓	✓	✓	✓	✓	✓			
9	Chemours Monomers IXM NCCW and stormwater discharge including stormwater from Vinyl Ethers South and Vinyl Ethers North	Temporal Composite			✓	✓	✓	✓	✓	✓	✓	✓			
10	Chemours Monomers IXM area stormwater discharge	Temporal Composite				✓	NS	✓	✓	✓	✓	✓			
11	Stormwater discharge from portion of grassy field to north of decommissioned Chemours Teflon area	Temporal Composite				✓	NS	NS	NS	NS	NS	NS			
12	DuPont area southern drainage ditch stormwater discharge and NCCW	Temporal Composite			✓	✓	NS	NS	✓	NS	✓	NS			
13	DuPont area northern drainage ditch stormwater discharge and NCCW	Temporal Composite			✓	✓	NS	NS	NS	NS	NS	NS			
14	DuPont area southeast stormwater and NCCW discharge	Temporal Composite			✓	✓	✓	✓	✓	✓	✓	NS			
15	Combined stormwater and NCCW discharge from eastern portion of the Facility	Temporal Composite			✓	✓	✓	✓	✓	✓	✓	✓			
16	Chemours Monomers IXM Area combined process wastewater	Grab		✓			✓	✓	NS ²	NS ²	NS ²	NS ²			
17A	Chemours PPA Area waste acid trailer	Grab		✓			✓	✓	NS ²	NS ²	NS ²	NS ²			
17B	Chemours PPA Area waste rinse water trailer	Grab		✓			✓	✓	NS ²	NS ²	NS ²	NS ²			
18	Kuraray process wastewater	Grab/Temporal Composite ³		✓			✓	✓	✓ ³	✓	✓	✓			
19A	DuPont process wastewater, Plant 1	Grab		✓			✓	✓	✓	✓	✓	✓			
19B	DuPont process wastewater, Plant 2	Grab		✓			✓	✓	✓	✓	✓	✓			
20	Outfall 002 pipe to Cape Fear River upstream of sump	Temporal Composite	Outfall				✓	✓	✓	✓	✓	✓			
21A	Sediment Basin South	Grab			✓	✓	✓	✓	✓	✓	✓	✓			
21B	Sediment Basin North	Grab ⁴			✓	✓	NS ⁴	NS ⁴	NS ⁴	NS ⁴	NS ⁴	NS ⁴			
22	WWTP combined influent	Grab		✓	✓		✓	✓	✓	✓	✓	✓			
23A	Kuraray northern leased area combined process wastewater and NCCW; manhole on Terra Cotta Pipe	Grab/Temporal Composite ³		✓	✓		✓	✓	✓ ³	✓	✓	✓			
23B	Kuraray laboratory process wastewater	Grab ⁵		✓			NS ⁵	✓	NS	✓	✓	✓			
24A	Chemours Monomers IXM Vinyl Ethers South NCCW	Grab			✓		✓	✓	✓	NS ⁶	✓	✓			
24B	Chemours Monomers IXM Line 3 and Line 4 Extruder NCCW	Grab			✓		✓	✓	✓	✓	✓	✓			
24C	Chemours Monomers IXM Water Return Header NCCW	Grab			✓		✓	✓	✓	NS ⁶	✓	✓			

Notes

Samples collected on 24 April 2019 (April 2019 event), 27 June 2019 & 28 June 2019 (June 2019 event), 21 August 2019 & 22 August 2019 (August 2019 event), 9 October 2019 & 10 October 2019 (October 2019 event), 20 December 2019 & 23 December 2019 (December 2019 event), and 29 January 2019 & 31 January 2020 (January 2020 event).

Sample numbers refer to locations identified in Figure 2.

All temporal composite samples were integrated over 4 hours

¹ - Location 7B was collected as a grab sample for the April and June 2019 events due to limited autosampler availability. This location was collected as a temporal composite sample for the August 2019 event and will continue to be collected in this manner for future sampling events.

² - Locations 16, 17A, and 17B were not sampled in 2019 Quarter 3 (2019 Q3), 2019 Quarter 4 (2019 Q4), or 2020 Quarter 1 (2020 Q1) because they were removed from the work plan.

³ - Locations 18 and 23A were collected as four grab samples over four hours during the August 2019 event to assess temporal variability at these locations. Due to temporal variability, future samples were collected as temporal composites.

⁴ - Location 21B was not sampled in 2019 Quarter 2 (2019 Q2), 2019 Q3, 2019 Q4, or 2020 Q1 because this sediment pond was not in use at the time of sampling.

⁵ - Location 23B was added to the Sampling Plan after the April 2019 event. It was sampled during the June 2019 event but was not sampled during the August 2019 event because it had insufficient water to collect a sample.

⁶ - Locations 24A and 24C were not sampled in October 2019 because these locations did not have flow due to Plant Turn Around.

IXM - ion exchange membrane

NCCW - non-contact cooling water

NS - Not sampled because there was insufficient water to collect a sample

PFAS - per- and polyfluoroalkyl substances

PPA - polymer processing aid

WWTP - Wastewater treatment plant

**TABLE 3
PFAS AND ASSOCIATED ANALYTICAL METHODS
Chemours Fayetteville Works, North Carolina**

Analytical Method	Common Name	Chemical Name	CASN	Chemical Formula
Table 3+ Lab SOP	HFPO-DA*	Hexafluoropropylene oxide dimer acid	13252-13-6	C6HF11O3
	PFMOAA	Perfluoro-2-methoxyacetic acid	674-13-5	C3HF5O3
	PFO2HxA	Perfluoro(3,5-dioxahexanoic) acid	39492-88-1	C4HF7O4
	PFO3OA	Perfluoro(3,5,7-trioxaoctanoic) acid	39492-89-2	C5HF9O5
	PFO4DA	Perfluoro(3,5,7,9-tetraoxadecanoic) acid	39492-90-5	C6HF11O6
	PFO5DA	Perfluoro-3,5,7,9,11-pentaodadecanoic acid	39492-91-6	C7HF13O7
	PMPA	Perfluoromethoxypropyl carboxylic acid	13140-29-9	C4HF7O3
	PEPA	Perfluoroethoxypropyl carboxylic acid	267239-61-2	C5HF9O3
	PFESA-BP1	Byproduct 1	29311-67-9	C7HF13O5S
	PFESA-BP2	Byproduct 2	749836-20-2	C7H2F14O5S
	Byproduct 4	Byproduct 4	N/A	C7H2F12O6S
	Byproduct 5	Byproduct 5	N/A	C7H3F11O7S
	Byproduct 6	Byproduct 6	N/A	C6H2F12O4S
	NVHOS	Perfluoroethoxysulfonic acid	1132933-86-8	C4H2F8O4S
	EVE Acid	Perfluoroethoxypropionic acid	69087-46-3	C8HF13O4
	Hydro-EVE Acid	Perfluoroethoxyspropanoic acid	773804-62-9	C8H2F14O4
	R-EVE	R-EVE	N/A	C8H2F12O5
	PES	Perfluoroethoxyethanesulfonic acid	113507-82-7	C4HF9O4S
	PFECA B	Perfluoro-3,6-dioxaheptanoic acid	151772-58-6	C5HF9O4
	PFECA-G	Perfluoro-4-isopropoxybutanoic acid	801212-59-9	C12H9F9O3S
EPA Method 537 Mod	10:2 FTS	10:2-fluorotelomersulfonate acid	120226-60-0	C12H5F21O3
	F-53B Minor	F-53B Minor	83329-89-9	C10HCIF20O4S
	8:2 FTS	8:2 fluorotelomersulfonic acid	39108-34-4	C10H5F17O3S
	4:2 FTS	4:2 fluorotelomersulfonic acid	757124-72-4	C6H5F9O3S
	NEtPFOSAE	2-(N-ethyl perfluoro-1-octanesulfonamido)-ethanol	1691-99-2	C8F17SO2N(C2H5)CH2CH2OH
	NMePFOSAE	2-(N-methyl perfluoro-1-octanesulfonamido)-ethanol	24448-09-7	C8F17SO2N(CH3)CH2CH2OH
	6:2 FTS	6:2 fluorotelomer sulfonate	27619-97-2	C8H5F13SO3
	F-53B Major	F-53B Major	73606-19-6	C8HCIF16O4S
	ADONA	Ammonium 4,8-dioxa-3H-perfluorononanoate	958445-44-8	CF3O(CF2)3OCHFCF2COONH4
	NaDONA	Sodium 4,8-dioxa-3H-perfluorononanoate	EVS1361	CF3O(CF2)3OCHFCF2COONa
	NEtFOSAA	N-ethyl perfluorooctane sulfonamidoacetic acid	2991-50-6	C8F17SO2N(C2H5)CH2COOH
	NEtPFOSA	N-ethylperfluoro-1-octanesulfonamide	4151-50-2	C8F17SO2NHCH2CH3
	NMePFOSA	N-methyl perfluoro-1-octanesulfonamide	31506-32-8	C8F17SO2NHCH3
	NMeFOSAA	N-methyl perfluorooctane sulfonamidoacetic acid	2355-31-9	C8F17SO2N(CH3)CH2COOH
	PFBS	Perfluorobutane sulfonic acid	375-73-5	C4HF9SO
	PFBA	Perfluorobutanoic acid	375-22-4	C4HF7O2
	PFDS	Perfluorododecane sulfonic acid	335-77-3	C10HF21O3S
	PFDA	Perfluorododecanoic acid	335-76-2	C10HF19O2
	PFDOS	Perfluorododecane sulfonic acid	79780-39-5	C12HF25O3S
	PFDoA	Perfluorododecanoic acid	307-55-1	C12HF23O2
	PFHpS	Perfluoroheptane sulfonic acid	375-92-8	C7HF15O3S
	PFHpA	Perfluoroheptanoic acid	375-85-9	C7HF13O2
	PFHxDA	Perfluoroheptadecanoic acid	67905-19-5	C16HF31O2
	PFHxS	Perfluorohexane sulfonic acid	355-46-4	C6HF13SO3
	PFHxA	Perfluorohexanoic acid	307-24-4	C6HF11O2
	PFNS	Perfluorononanesulfonic acid	68259-12-1	C9HF19O3S
	PFNA	Perfluorononanoic acid	375-95-1	C9HF17O2
	PFODA	Perfluorooctadecanoic acid	16517-11-6	C18HF35O2
	PFOSA	Perfluorooctane sulfonamide	754-91-6	C8H2F17NO2S
	PFPeS	Perfluoropentane sulfonic acid	2706-91-4	C5HF11O3S
	PFPeA	Perfluoropentanoic acid	2706-90-3	C5HF9O2
	PFTeA	Perfluorotetradecanoic acid	376-06-7	C14HF27O2
	PFTriA	Perfluorotridecanoic acid	72629-94-8	C13HF25O2
	PFUnA	Perfluoroundecanoic acid	2058-94-8	C11HF21O2
	PFOA	Perfluorooctanoic acid	335-67-1	C8HF15O
	PFOS	Perfluorooctane sulfonic acid	1763-23-1	C8HF17SO3

Notes:

*Depending on the laboratory, HFPO-DA may also appear on the EPA Method 537 Mod analyte list

EPA - Environmental Protection Agency
 PFAS - per- and polyfluoroalkyl substances
 SOP - Standard Operating Procedure

**TABLE 4
ANALYTICAL RESULTS - 2020 QUARTER 1
Chemours Fayetteville Works, North Carolina**

Location ID	LOC1	LOC6A	LOC6B
Sampling Event	January 2020	January 2020	January 2020
Field Sample ID	STW-LOC1-012920	STW-LOC6A-012920	STW-LOC6B-012920
Date Sampled	1/29/2020	1/29/2020	1/29/2020
Analytical Laboratory	TestAmerica	TestAmerica	TestAmerica
QA/QC	FS	FS	FS
Table 3+ Lab SOP (ng/L)			
HFPO-DA (EPA Method 537 Mod)	13	36	25
PFMOAA	12	13 J	8.9 J
PFO2HxA	6.1	16	6.1
PFO3OA	<2	<2	<2
PFO4DA	<2	<2	<2
PFO5DA	<2	<2	<2
PMPA	17	62	26
PEPA	<20	24	<20
PFESA-BP1	<2	<2	<2
PFESA-BP2	<2	<2	<2
Byproduct 4	5.5 J	21 J	3.4 J
Byproduct 5	6.1 J	7.3 J	5.1 J
Byproduct 6	<2	<2	<2
NVHOS	<2	<2	<2
EVE Acid	<2	<2	<2
Hydro-EVE Acid	<2	<2	<2
R-EVE	2.3 J	7.8 J	<2
PES	<2	<2	<2
PFECA B	<2	<2	<2
PFECA-G	<2	<2	<2
Total Table 3+ Compounds*	62	190	75
Other PFAS (ng/L)			
10:2 Fluorotelomer sulfonate	<2	<2	<2
F-53B Minor (11Cl-PF3OUdS)	<2	<2	<2
1H,1H,2H,2H-perfluorodecanesulfonate (8:2 FTS)	<20	<20	<20
1H,1H,2H,2H-perfluorohexanesulfonate (4:2 FTS)	<20	<20	<20
2-(N-ethyl perfluoro-1-octanesulfonamido)-ethanol	<2	<2	<2
2-(N-methyl perfluoro-1-octanesulfonamido)-ethanol	<4	<4	<4
6:2 Fluorotelomer sulfonate	<20	<20	<20
F-53B Major (9Cl-PF3ONS)	<2	<2	<2
ADONA	<2.1	<2.1	<2.1
NaDONA	<2.1	<2.1	<2.1
N-ethyl perfluorooctane sulfonamidoacetic acid	<20	<20	<20
N-ethylperfluoro-1-octanesulfonamide	<2	<2	<2
N-methyl perfluoro-1-octanesulfonamide	<2	<2	<2
N-methyl perfluorooctane sulfonamidoacetic acid	<20	<20	<20
Perfluorobutane Sulfonic Acid	2.2	2.5	2.4
Perfluorobutanoic Acid	<2	4	3.4
Perfluorodecane Sulfonic Acid	<2	<2	<2
Perfluorodecanoic Acid	<2	<2	<2
Perfluorododecane sulfonic acid (PFDoS)	<2	<2	<2
Perfluorododecanoic Acid	<2	<2	<2
Perfluoroheptane sulfonic acid (PFHpS)	<2	<2	<2
Perfluoroheptanoic Acid	4.8	5.3	4.7
Perfluorohexadecanoic acid (PFHxDA)	<2	<2	<2
Perfluorohexane Sulfonic Acid	2.4	2.9	2.6
Perfluorohexanoic Acid	6.3	7	6.3
Perfluoronanesulfonic acid	<2	<2	<2
Perfluoronanoic Acid	<2	<2	<2
Perfluorooctadecanoic acid	<2	<2	<2
Perfluorooctane Sulfonamide	<2	<2	<2
Perfluoropentane sulfonic acid (PFPeS)	<2	<2	<2
Perfluoropentanoic Acid	5.4	5.6	5.5
Perfluorotetradecanoic Acid	<2	<2	<2
Perfluorotridecanoic Acid	<2	<2	<2
Perfluoroundecanoic Acid	<2	<2	<2
PFOA	3.8	5.3	4.2
PFOS	5.4	8.6	5.9

Notes:

* - Total Table 3+ was calculated including J qualified data but not non-detect data. The total Table 3+ sum is rounded to two significant figures.
Bold - Analyte detected above associated reporting limit
EPA - Environmental Protection Agency
B - Not detected substantially above the level reported in the laboratory or field blanks.
J - Analyte detected. Reported value may not be accurate or precise
ND - No Table 3+ compounds were detected above their associated reporting limits.
ng/L - nanograms per liter
QA/QC - Quality assurance/ quality control
SOP - standard operating procedure
UJ - Analyte not detected. Reporting limit may not be accurate or precise.
-- - No data reported
< - Analyte not detected above associated reporting limit.

**TABLE 4
ANALYTICAL RESULTS - 2020 QUARTER 1
Chemours Fayetteville Works, North Carolina**

Location ID	LOC7A	LOC7B	LOC8
Sampling Event	January 2020	January 2020	January 2020
Field Sample ID	STW-LOC7A-012920	STW-LOC7B-012920	STW-LOC8-013120
Date Sampled	1/29/2020	1/29/2020	1/31/2020
Analytical Laboratory	TestAmerica	TestAmerica	TestAmerica
QA/QC	FS	FS	FS
Table 3+ Lab SOP (ng/L)			
HFPO-DA (EPA Method 537 Mod)	7.8	19	210
PFMOAA	12	17	280
PFO2HxA	6	9.4	100
PFO3OA	<2	2	<58
PFO4DA	<2	<2	<79
PFO5DA	<2	<2	76
PMPA	15	24	1,000
PEPA	<20	<20	<47
PFESA-BP1	<2	<2	29
PFESA-BP2	<2	<2	200 J
Byproduct 4	4.7 J	8.9 J	<160
Byproduct 5	6 J	39 J	280 J
Byproduct 6	<2	<2	<15
NVHOS	<2	<2	<54
EVE Acid	<2	<2	<24
Hydro-EVE Acid	<2	<2	<28
R-EVE	<2	3.6 J	<70
PES	<2	<2	<46
PFECA B	<2	<2	<60
PFECA-G	<2	<2	<41
Total Table 3+ Compounds*	52	120	2,200
Other PFAS (ng/L)			
10:2 Fluorotelomer sulfonate	<2	<2	<2
F-53B Minor (11Cl-PF3OUdS)	<2	<2	<2
1H,1H,2H,2H-perfluorodecanesulfonate (8:2 FTS)	<20	<20	<20
1H,1H,2H,2H-perfluorohexanesulfonate (4:2 FTS)	<20	<20	<20
2-(N-ethyl perfluoro-1-octanesulfonamido)-ethanol	<2	<2	<2
2-(N-methyl perfluoro-1-octanesulfonamido)-ethanol	<4	<4	<4
6:2 Fluorotelomer sulfonate	<20	<20	<20
F-53B Major (9Cl-PF3ONS)	<2	<2	<2
ADONA	<2.1	<2.1	<2.1
NaDONA	<2.1	<2.1	<2.1
N-ethyl perfluorooctane sulfonamidoacetic acid	<20	<20	<20
N-ethylperfluoro-1-octanesulfonamide	<2	<2	<2
N-methyl perfluoro-1-octanesulfonamide	<2	<2	<2
N-methyl perfluorooctane sulfonamidoacetic acid	<20	<20	<20
Perfluorobutane Sulfonic Acid	2	2.2	2.7
Perfluorobutanoic Acid	2.1	2	3.5
Perfluorodecane Sulfonic Acid	<2	<2	<2
Perfluorodecanoic Acid	<2	<2	<2
Perfluorododecane sulfonic acid (PFDoS)	<2	<2	<2
Perfluorododecanoic Acid	<2	<2	<2
Perfluoroheptane sulfonic acid (PFHpS)	<2	<2	<2
Perfluoroheptanoic Acid	3.9	3.9	6.7
Perfluorohexadecanoic acid (PFHxDA)	<2	<2	<2
Perfluorohexane Sulfonic Acid	2.5	2.8	<2
Perfluorohexanoic Acid	5	6.3	11
Perfluoronanesulfonic acid	<2	<2	<2
Perfluoronanoic Acid	<2	<2	<2
Perfluorooctadecanoic acid	<2	<2	<2
Perfluorooctane Sulfonamide	<2	<2	<2
Perfluoropentane sulfonic acid (PFPeS)	<2	<2	<2
Perfluoropentanoic Acid	5	5.1	13
Perfluorotetradecanoic Acid	<2	<2	<2
Perfluorotridecanoic Acid	<2	<2	<2
Perfluoroundecanoic Acid	<2	<2	<2
PFOA	3.9	4.6	16
PFOS	6.8	6	<2

Notes:

* - Total Table 3+ was calculated including J qualified data but not non-detect data. The total Table 3+ sum is rounded to two significant figures.
Bold - Analyte detected above associated reporting limit
EPA - Environmental Protection Agency
B - Not detected substantially above the level reported in the laboratory or field blanks.
J - Analyte detected. Reported value may not be accurate or precise
ND - No Table 3+ compounds were detected above their associated reporting limits.
ng/L - nanograms per liter
QA/QC - Quality assurance/ quality control
SOP - standard operating procedure
UJ - Analyte not detected. Reporting limit may not be accurate or precise.
-- - No data reported
< - Analyte not detected above associated reporting limit.

TABLE 4
ANALYTICAL RESULTS - 2020 QUARTER 1
Chemours Fayetteville Works, North Carolina

Location ID	LOC9	LOC10	LOC15
Sampling Event	January 2020	January 2020	January 2020
Field Sample ID	STW-LOC9-012920	STW-LOC10-012920	STW-LOC15-012920
Date Sampled	1/29/2020	1/29/2020	1/29/2020
Analytical Laboratory	TestAmerica	TestAmerica	TestAmerica
QA/QC	FS	FS	FS
Table 3+ Lab SOP (ng/L)			
HFPO-DA (EPA Method 537 Mod)	59	8,300	85
PFMOAA	14	22,000	120
PFO2HxA	14	23,000	140
PFO3OA	4.1	870	8.2
PFO4DA	3.6	750	6.5
PFO5DA	4.1	340	5.3
PMPA	18	810	23
PEPA	<20	420	<20
PFESA-BP1	160 J	650	100
PFESA-BP2	8.7	300	8.5
Byproduct 4	80 J	280	120 J
Byproduct 5	150 J	380 J	360 J
Byproduct 6	<2	11	<2
NVHOS	3.1	180	5.4
EVE Acid	10	110	7.9
Hydro-EVE Acid	2.6	140	2.7
R-EVE	10 J	170	22 J
PES	<2	<9.2	<2
PFECA B	<2	<12	<2
PFECA-G	<2	<8.2	<2
Total Table 3+ Compounds*	540	59,000	1,000
Other PFAS (ng/L)			
10:2 Fluorotelomer sulfonate	<2	<2	<2
F-53B Minor (11Cl-PF3OUdS)	<2	<2	<2
1H,1H,2H,2H-perfluorodecanesulfonate (8:2 FTS)	<20	<20	<20
1H,1H,2H,2H-perfluorohexanesulfonate (4:2 FTS)	<20	<20	<20
2-(N-ethyl perfluoro-1-octanesulfonamido)-ethanol	<2	<2	<2
2-(N-methyl perfluoro-1-octanesulfonamido)-ethanol	<4	<4	<4
6:2 Fluorotelomer sulfonate	<20	<20	<20
F-53B Major (9Cl-PF3ONS)	<2	<2	<2
ADONA	<2.1	<2.1	<2.1
NaDONA	<2.1	<2.1	<2.1
N-ethyl perfluorooctane sulfonamidoacetic acid	<20	<20	<20
N-ethylperfluoro-1-octanesulfonamide	<2	<2	<2
N-methyl perfluoro-1-octanesulfonamide	<2	<2	<2
N-methyl perfluorooctane sulfonamidoacetic acid	<20	<20	<20
Perfluorobutane Sulfonic Acid	2.1	<2	2.2
Perfluorobutanoic Acid	3.2	56	2.4
Perfluorodecane Sulfonic Acid	<2	<2	<2
Perfluorodecanoic Acid	<2	<2	<2
Perfluorododecane sulfonic acid (PFDoS)	<2	<2	<2
Perfluorododecanoic Acid	<2	<2	<2
Perfluoroheptane sulfonic acid (PFHpS)	<2	<2	<2
Perfluoroheptanoic Acid	4.8	17	4.7
Perfluorohexadecanoic acid (PFHxDA)	<2	<2	<2
Perfluorohexane Sulfonic Acid	2.8	<2	2.6
Perfluorohexanoic Acid	6	19	5.5
Perfluoronanesulfonic acid	<2	<2	<2
Perfluoronanoic Acid	<2	3.9	<2
Perfluorooctadecanoic acid	<2	<2	<2
Perfluorooctane Sulfonamide	<2	<2	<2
Perfluoropentane sulfonic acid (PFPeS)	<2	<2	<2
Perfluoropentanoic Acid	9.8	85	10
Perfluorotetradecanoic Acid	<2	<2	<2
Perfluorotridecanoic Acid	2.2	<2	<2
Perfluoroundecanoic Acid	<2	<2	<2
PFOA	4.3	17	4
PFOS	6.2	3.9	6.2

Notes:

* - Total Table 3+ was calculated including J qualified data but not non-detect data. The total Table 3+ sum is rounded to two significant figures.
Bold - Analyte detected above associated reporting limit
EPA - Environmental Protection Agency
B - Not detected substantially above the level reported in the laboratory or field blanks.
J - Analyte detected. Reported value may not be accurate or precise
ND - No Table 3+ compounds were detected above their associated reporting limits.
ng/L - nanograms per liter
QA/QC - Quality assurance/ quality control
SOP - standard operating procedure
UJ - Analyte not detected. Reporting limit may not be accurate or precise.
-- - No data reported
< - Analyte not detected above associated reporting limit.

**TABLE 4
ANALYTICAL RESULTS - 2020 QUARTER 1
Chemours Fayetteville Works, North Carolina**

Location ID	LOC18	LOC19A	LOC19B	LOC20
Sampling Event	January 2020	January 2020	January 2020	January 2020
Field Sample ID	STW-LOC18-012920	STW-LOC19A-012920	STW-LOC19B-012920	STW-LOC20-012920
Date Sampled	1/29/2020	1/29/2020	1/29/2020	1/29/2020
Analytical Laboratory	TestAmerica	TestAmerica	TestAmerica	TestAmerica
QA/QC	FS	FS	FS	FS
Table 3+ Lab SOP (ng/L)				
HFPO-DA (EPA Method 537 Mod)	6 J	19 J	75	89 J
PFMOAA	<5	8.7 J	14 J	35 J
PFO2HxA	3.7 J	9.3	230	37
PFO3OA	<2	2.9	19	3.1
PFO4DA	<2	<2	<2	2.1
PFO5DA	<2 UJ	<2	<2	<2
PMPA	<10 UJ	27	120	27
PEPA	<20 UJ	<20	46	<20
PFESA-BP1	<2	2.3	2.9	18
PFESA-BP2	<2	<2	<2	2.9
Byproduct 4	<2	<2	<2	21 J
Byproduct 5	<2	4.8 J	5.3 J	85 J
Byproduct 6	<2	<2	<2	<2
NVHOS	<2 UJ	<2	<2	2.6
EVE Acid	<2	<2	<2	<2
Hydro-EVE Acid	<2	<2	<2	<2
R-EVE	<2	<2	<2	<2
PES	<2	<2	<2	<2
PFECA B	<2	<2	<2	<2
PFECA-G	<2	<2	<2	<2
Total Table 3+ Compounds*	9.7	74	510	320
Other PFAS (ng/L)				
10:2 Fluorotelomer sulfonate	<2	<2 UJ	<2	<2
F-53B Minor (11Cl-PF3OUdS)	<2	<2 UJ	<2	<2
1H,1H,2H,2H-perfluorodecanesulfonate (8:2 FTS)	<20	<20 UJ	<20	<20
1H,1H,2H,2H-perfluorohexanesulfonate (4:2 FTS)	<20	<20 UJ	<20	<20
2-(N-ethyl perfluoro-1-octanesulfonamido)-ethanol	<2	<2 UJ	<2	<2
2-(N-methyl perfluoro-1-octanesulfonamido)-ethanol	<4	<4 UJ	<4	<4
6:2 Fluorotelomer sulfonate	<20	<20 UJ	<20	<20
F-53B Major (9Cl-PF3ONS)	<2	<2 UJ	<2	<2
ADONA	<2.1 UJ	<2.1 UJ	<2.1	<2.1
NaDONA	<2.1 UJ	<2.1 UJ	<2.1	<2.1
N-ethyl perfluorooctane sulfonamidoacetic acid	<20	<20 UJ	<20	<20
N-ethylperfluoro-1-octanesulfonamide	<2	<2 UJ	<2	<2
N-methyl perfluoro-1-octanesulfonamide	<2	<2 UJ	<2	<2
N-methyl perfluorooctane sulfonamidoacetic acid	<20	<20 UJ	<20	<20
Perfluorobutane Sulfonic Acid	<2	<2 UJ	<2	2.2
Perfluorobutanoic Acid	110 J	8.6 J	5.9	3.8
Perfluorodecane Sulfonic Acid	<2	<2 UJ	<2	<2
Perfluorodecanoic Acid	<2	<2 UJ	<2	<2
Perfluorododecane sulfonic acid (PFDoS)	<2	<2 UJ	<2	<2
Perfluorododecanoic Acid	<2	<2 UJ	<2	<2
Perfluoroheptane sulfonic acid (PFHpS)	<2	<2 UJ	<2	<2
Perfluoroheptanoic Acid	<2	2.9 J	3.5	4.1
Perfluorohexadecanoic acid (PFHxDA)	<89 UJ	<2 UJ	<2	<2
Perfluorohexane Sulfonic Acid	<2	<2 UJ	<2	2.5
Perfluorohexanoic Acid	<2 UJ	4.3 J	5.8	5.5
Perfluorononanesulfonic acid	<2	<2 UJ	<2	<2
Perfluorononanoic Acid	<2	<2 UJ	<2	<2
Perfluorooctadecanoic acid	<2	<2 UJ	<2	<2
Perfluorooctane Sulfonamide	<2	<2 UJ	<2	<2
Perfluoropentane sulfonic acid (PFPeS)	<2	<2 UJ	<2	<2
Perfluoropentanoic Acid	<49 UJ	3.2 J	7.9	5.9
Perfluorotetradecanoic Acid	<2 UJ	<2 UJ	<2	<2
Perfluorotridecanoic Acid	<2	<2 UJ	<2	<2
Perfluoroundecanoic Acid	<2	<2 UJ	<2	<2
PFOA	<2	4.4 J	3.2	4.3
PFOS	<2	7 J	<2	6.6

Notes:

* - Total Table 3+ was calculated including J qualified data but not non-detect data. The total Table 3+ sum is rounded to two significant figures.
Bold - Analyte detected above associated reporting limit
EPA - Environmental Protection Agency
B - Not detected substantially above the level reported in the laboratory or field blanks.
J - Analyte detected. Reported value may not be accurate or precise
ND - No Table 3+ compounds were detected above their associated reporting limits.
ng/L - nanograms per liter
QA/QC - Quality assurance/ quality control
SOP - standard operating procedure
UJ - Analyte not detected. Reporting limit may not be accurate or precise.
-- - No data reported
< - Analyte not detected above associated reporting limit.

**TABLE 4
ANALYTICAL RESULTS - 2020 QUARTER 1
Chemours Fayetteville Works, North Carolina**

Location ID	LOC20	LOC21A	LOC22	LOC23A
Sampling Event	January 2020	January 2020	January 2020	January 2020
Field Sample ID	STW-LOC20-012920-D	STW-LOC21A-012920	STW-LOC22-012920	STW-LOC23A-012920
Date Sampled	1/29/2020	1/29/2020	1/29/2020	1/29/2020
Analytical Laboratory	TestAmerica	TestAmerica	TestAmerica	TestAmerica
QA/QC	DUP	FS	FS	FS
Table 3+ Lab SOP (ng/L)				
HFPO-DA (EPA Method 537 Mod)	66 J	31	<150	190
PFMOAA	31	15 J	<5 UJ	500 J
PFO2HxA	36	15	10 J	130
PFO3OA	3	2.1	3.5	46
PFO4DA	2.1	<2	3	29
PFO5DA	<2	<2	<2 UJ	13
PMPA	31	34	<10 UJ	33
PEPA	<20	<20	<20	<20
PFESA-BP1	18	<2	58	4,400
PFESA-BP2	2.8	<2	18	200
Byproduct 4	22 J	<2	40 J	140
Byproduct 5	82 J	8.7 J	260 J	2,000 J
Byproduct 6	<2	<2	<2	<2
NVHOS	2.3	<2	<2 UJ	19
EVE Acid	<2	<2	<2	52
Hydro-EVE Acid	<2	<2	<2	25
R-EVE	7.5 J	<2	<2	20
PES	<2	<2	<2	<2.3
PFECA B	<2	<2	<2	<3
PFECA-G	<2	<2	<2	<2
Total Table 3+ Compounds*	300	110	390	7,800
Other PFAS (ng/L)				
10:2 Fluorotelomer sulfonate	<2	<2	<19	<2
F-53B Minor (11Cl-PF3OUdS)	<2	<2	<32	<2
1H,1H,2H,2H-perfluorodecanesulfonate (8:2 FTS)	<20	<20	<200	<20
1H,1H,2H,2H-perfluorohexanesulfonate (4:2 FTS)	<20	<20	<520	<20
2-(N-ethyl perfluoro-1-octanesulfonamido)-ethanol	<2	<2	<85	<2
2-(N-methyl perfluoro-1-octanesulfonamido)-ethanol	<4	<4	<140	<4
6:2 Fluorotelomer sulfonate	<20	<20	<200	<20
F-53B Major (9Cl-PF3ONS)	<2	<2	<24	<2
ADONA	<2.1	<2.1	<19	<2.1
NaDONA	<2.1	<2.1	<19	<2.1
N-ethyl perfluorooctane sulfonamidoacetic acid	<20	<20	<190	<20
N-ethylperfluoro-1-octanesulfonamide	<2	<2	<87	<2
N-methyl perfluoro-1-octanesulfonamide	<2	<2	<43	<2
N-methyl perfluorooctane sulfonamidoacetic acid	<20	<20	<310	<20
Perfluorobutane Sulfonic Acid	2.2	2.6	<20	3
Perfluorobutanoic Acid	3.2	5.2	79	45
Perfluorodecane Sulfonic Acid	<2	<2	<32	<2
Perfluorodecanoic Acid	<2	<2	<31	<2
Perfluorododecane sulfonic acid (PFDoS)	<2	<2	<45	<2
Perfluorododecanoic Acid	<2	<2	<55	<2
Perfluoroheptane sulfonic acid (PFHpS)	<2	<2	<19	<2
Perfluoroheptanoic Acid	4	5.2	<25	9.1
Perfluorohexadecanoic acid (PFHxDA)	<2	<2	<89	3.3
Perfluorohexane Sulfonic Acid	2.5	3.3	28	4
Perfluorohexanoic Acid	5.6	8.2	<58	12
Perfluoronanesulfonic acid	<2	<2	<16	<2
Perfluoronanoic Acid	<2	<2	<27	<2
Perfluorooctadecanoic acid	<2	<2	<46	<2
Perfluorooctane Sulfonamide	<2	<2	<35	<2
Perfluoropentane sulfonic acid (PFPeS)	<2	<2	<30	<2
Perfluoropentanoic Acid	5.7	7.9	<49	13
Perfluorotetradecanoic Acid	<2	<2	<29	3.6
Perfluorotridecanoic Acid	<2	<2	<130	2.4
Perfluoroundecanoic Acid	<2	<2	<110	<2
PFOA	4.2	4.7	<85	43
PFOS	6.5	6.9	<54	9.7

Notes:

* - Total Table 3+ was calculated including J qualified data but not non-detect data. The total Table 3+ sum is rounded to two significant figures.
Bold - Analyte detected above associated reporting limit
EPA - Environmental Protection Agency
B - Not detected substantially above the level reported in the laboratory or field blanks.
J - Analyte detected. Reported value may not be accurate or precise
ND - No Table 3+ compounds were detected above their associated reporting limits.
ng/L - nanograms per liter
QA/QC - Quality assurance/ quality control
SOP - standard operating procedure
UJ - Analyte not detected. Reporting limit may not be accurate or precise.
-- - No data reported
< - Analyte not detected above associated reporting limit.

**TABLE 4
ANALYTICAL RESULTS - 2020 QUARTER 1
Chemours Fayetteville Works, North Carolina**

Location ID	LOC23B	LOC24A	LOC24A	LOC24B
Sampling Event	January 2020	January 2020	January 2020	January 2020
Field Sample ID	STW-LOC23B-012920	STW-LOC24A-012920	STW-LOC24A-012920-D	STW-LOC24B-012920
Date Sampled	1/29/2020	1/29/2020	1/29/2020	1/29/2020
Analytical Laboratory	TestAmerica	TestAmerica	TestAmerica	TestAmerica
QA/QC	FS	FS	DUP	FS
Table 3+ Lab SOP (ng/L)				
HFPO-DA (EPA Method 537 Mod)	31	11	8.7	12
PFMOAA	11 J	9.9 J	9.3	8.2 J
PFO2HxA	7	6.5	6.2	6.2
PFO3OA	<2	<2	<2	<2
PFO4DA	<2	<2	<2	<2
PFO5DA	<2	<2	<2	<2
PMPA	26	46	47	24
PEPA	<20	23	25	<20
PFESA-BP1	37	<2	<2	<2
PFESA-BP2	<2	<2	<2	<2
Byproduct 4	<2	<2	<2	<2
Byproduct 5	34 J	5.4 J	5.2 J	3.7 J
Byproduct 6	<2	<2	<2	<2
NVHOS	<2	<2	<2	<2
EVE Acid	<2	<2	<2	<2
Hydro-EVE Acid	<2	<2	<2	<2
R-EVE	<2	<2	<2	<2
PES	<2	<2	<2	<2
PFECA B	<2	<2	<2	<2
PFECA-G	<2	<2	<2	<2
Total Table 3+ Compounds*	150	100	100	54
Other PFAS (ng/L)				
10:2 Fluorotelomer sulfonate	<2	<2	<2	<2
F-53B Minor (11Cl-PF3OUdS)	<2	<2	<2	<2
1H,1H,2H,2H-perfluorodecanesulfonate (8:2 FTS)	<20	<20	<20	<20
1H,1H,2H,2H-perfluorohexanesulfonate (4:2 FTS)	<20	<20	<20	<20
2-(N-ethyl perfluoro-1-octanesulfonamido)-ethanol	<2	<2	<2	<2
2-(N-methyl perfluoro-1-octanesulfonamido)-ethanol	<4	<4	<4	<4
6:2 Fluorotelomer sulfonate	<20	<20	<20	<20
F-53B Major (9Cl-PF3ONS)	<2	<2	<2	<2
ADONA	<2.1	<2.1	<2.1	<2.1
NaDONA	<2.1	<2.1	<2.1	<2.1
N-ethyl perfluorooctane sulfonamidoacetic acid	<20	<20	<20	<20
N-ethylperfluoro-1-octanesulfonamide	<2	<2	<2	<2
N-methyl perfluoro-1-octanesulfonamide	<2	<2	<2	<2
N-methyl perfluorooctane sulfonamidoacetic acid	<20	<20	<20	<20
Perfluorobutane Sulfonic Acid	2	2.1	2	<2
Perfluorobutanoic Acid	3.3	4.5	4.2	3.9
Perfluorodecane Sulfonic Acid	<2	<2	<2	<2
Perfluorodecanoic Acid	<2	<2	<2	<2
Perfluorododecane sulfonic acid (PFDoS)	<2	<2 UJ	<2	<2
Perfluorododecanoic Acid	<2	<2	<2	<2
Perfluoroheptane sulfonic acid (PFHpS)	<2	<2	<2	<2
Perfluoroheptanoic Acid	2.9	3.8	3.5	2.8
Perfluorohexadecanoic acid (PFHxDA)	<2	<2	<2	<2
Perfluorohexane Sulfonic Acid	<2	2.5	2.4	2.1
Perfluorohexanoic Acid	3.8	5.4	5.1	4.1
Perfluorononanesulfonic acid	<2	<2	<2	<2
Perfluorononanoic Acid	<2	<2	<2	<2
Perfluorooctadecanoic acid	<2	<2	<2	<2
Perfluorooctane Sulfonamide	<2	<2	<2	<2
Perfluoropentane sulfonic acid (PFPeS)	<2	<2 UJ	<2	<2
Perfluoropentanoic Acid	4	4.8	4.5	4.3
Perfluorotetradecanoic Acid	<2	<2	<2	<2
Perfluorotridecanoic Acid	<2	<2	<2	<2
Perfluoroundecanoic Acid	<2	<2	<2	<2
PFOA	12	3.9	3.5	3
PFOS	5.3	6.3	6.2	5.3

Notes:

- * - Total Table 3+ was calculated including J qualified data but not non-detect data. The total Table 3+ sum is rounded to two significant figures.
- Bold** - Analyte detected above associated reporting limit
- EPA - Environmental Protection Agency
- B - Not detected substantially above the level reported in the laboratory or field blanks.
- J - Analyte detected. Reported value may not be accurate or precise
- ND - No Table 3+ compounds were detected above their associated reporting limits.
- ng/L - nanograms per liter
- QA/QC - Quality assurance/ quality control
- SOP - standard operating procedure
- UJ - Analyte not detected. Reporting limit may not be accurate or precise.
- - No data reported
- < - Analyte not detected above associated reporting limit.

**TABLE 4
ANALYTICAL RESULTS - 2020 QUARTER 1
Chemours Fayetteville Works, North Carolina**

Location ID	LOC24C	EB	EB	FBLK
Sampling Event	January 2020	January 2020	January 2020	January 2020
Field Sample ID	STW-LOC24C-012920	STW-LOCEB1-012920	STW-LOCEB2-012920	STW-LOCFB-012920
Date Sampled	1/29/2020	1/29/2020	1/29/2020	1/29/2020
Analytical Laboratory	TestAmerica	TestAmerica	TestAmerica	TestAmerica
QA/QC	FS	EB	EB	FB
Table 3+ Lab SOP (ng/L)				
HFPO-DA (EPA Method 537 Mod)	11	<4	<4	<4
PFMOAA	10 J	<5 UJ	<5 UJ	<5 UJ
PFO2HxA	7.2	<2	<2	<2
PFO3OA	<2	<2	<2	<2
PFO4DA	<2	<2	<2	<2
PFO5DA	<2	<2	<2	<2
PMPA	26	<10	<10	<10
PEPA	<20	<20	<20	<20
PFESA-BP1	4.4	<2	<2	<2
PFESA-BP2	<2	<2	<2	<2
Byproduct 4	8 J	<2	<2	<2
Byproduct 5	44 J	<2	<2	<2
Byproduct 6	<2	<2	<2	<2
NVHOS	4.7	<2	<2	<2
EVE Acid	5.6	<2	<2	<2
Hydro-EVE Acid	2.2	<2	<2	<2
R-EVE	<2	<2	<2	<2
PES	<2	<2	<2	<2
PFECA B	<2	<2	<2	<2
PFECA-G	<2	<2	<2	<2
Total Table 3+ Compounds*	120	0	0	0
Other PFAS (ng/L)				
10:2 Fluorotelomer sulfonate	<2	<2	<2	<2
F-53B Minor (11Cl-PF3OUdS)	<2	<2	<2	<2
1H,1H,2H,2H-perfluorodecanesulfonate (8:2 FTS)	<20	<20	<20	<20
1H,1H,2H,2H-perfluorohexanesulfonate (4:2 FTS)	<20	<20	<20	<20
2-(N-ethyl perfluoro-1-octanesulfonamido)-ethanol	<2	<2	<2	<2
2-(N-methyl perfluoro-1-octanesulfonamido)-ethanol	<4	<4	<4	<4
6:2 Fluorotelomer sulfonate	<20	<20	<20	<20
F-53B Major (9Cl-PF3ONS)	<2	<2	<2	<2
ADONA	<2.1	<2.1	<2.1	<2.1
NaDONA	<2.1	<2.1	<2.1	<2.1
N-ethyl perfluorooctane sulfonamidoacetic acid	<20	<20	<20	<20
N-ethylperfluoro-1-octanesulfonamide	<2	<2	<2	<2
N-methyl perfluoro-1-octanesulfonamide	<2	<2	<2	<2
N-methyl perfluorooctane sulfonamidoacetic acid	<20	<20	<20	<20
Perfluorobutane Sulfonic Acid	<2	<2	<2	<2
Perfluorobutanoic Acid	3.3	<2	<2	<2
Perfluorodecane Sulfonic Acid	<2	<2	<2	<2
Perfluorodecanoic Acid	<2	<2	<2	<2
Perfluorododecane sulfonic acid (PFDoS)	<2	<2	<2	<2
Perfluorododecanoic Acid	<2	<2	<2	<2
Perfluoroheptane sulfonic acid (PFHpS)	<2	<2	<2	<2
Perfluoroheptanoic Acid	2.8	<2	<2	<2
Perfluorohexadecanoic acid (PFHxDA)	<2	<2	<2	<2
Perfluorohexane Sulfonic Acid	2	<2	<2	<2
Perfluorohexanoic Acid	3.9	<2	<2	<2
Perfluoronanesulfonic acid	<2	<2	<2	<2
Perfluoronanoic Acid	<2	<2	<2	<2
Perfluorooctadecanoic acid	<2	<2	<2	<2
Perfluorooctane Sulfonamide	<2	<2	<2	<2
Perfluoropentane sulfonic acid (PFPeS)	<2	<2	<2	<2
Perfluoropentanoic Acid	4	<2	<2	<2
Perfluorotetradecanoic Acid	<2	<2	<2	<2
Perfluorotridecanoic Acid	<2	<2	<2	<2
Perfluoroundecanoic Acid	<2	<2	<2	<2
PFOA	2.8	<2	<2	<2
PFOS	5.5	<2	<2	<2

Notes:

* - Total Table 3+ was calculated including J qualified data but not non-detect data. The total Table 3+ sum is rounded to two significant figures.
Bold - Analyte detected above associated reporting limit
EPA - Environmental Protection Agency
B - Not detected substantially above the level reported in the laboratory or field blanks.
J - Analyte detected. Reported value may not be accurate or precise
ND - No Table 3+ compounds were detected above their associated reporting limits.
ng/L - nanograms per liter
QA/QC - Quality assurance/ quality control
SOP - standard operating procedure
UJ - Analyte not detected. Reporting limit may not be accurate or precise.
-- - No data reported
< - Analyte not detected above associated reporting limit.

TABLE 4
ANALYTICAL RESULTS - 2020 QUARTER 1
Chemours Fayetteville Works, North Carolina

Location ID	TB
Sampling Event	January 2020
Field Sample ID	STW-LOCTB-012920
Date Sampled	1/29/2020
Analytical Laboratory	TestAmerica
QA/QC	TB
Table 3+ Lab SOP (ng/L)	
HFPO-DA (EPA Method 537 Mod)	<4
PFMOAA	<5
PFO2HxA	<2
PFO3OA	<2
PFO4DA	<2
PFO5DA	<2
PMPA	<10
PEPA	<20
PFESA-BP1	<2
PFESA-BP2	<2
Byproduct 4	<2
Byproduct 5	<2
Byproduct 6	<2
NVHOS	<2
EVE Acid	<2
Hydro-EVE Acid	<2
R-EVE	<2
PES	<2
PFECA B	<2
PFECA-G	<2
Total Table 3+ Compounds*	0
Other PFAS (ng/L)	
10:2 Fluorotelomer sulfonate	<2
F-53B Minor (11Cl-PF3OUdS)	<2
1H,1H,2H,2H-perfluorodecanesulfonate (8:2 FTS)	<20
1H,1H,2H,2H-perfluorohexanesulfonate (4:2 FTS)	<20
2-(N-ethyl perfluoro-1-octanesulfonamido)-ethanol	<2
2-(N-methyl perfluoro-1-octanesulfonamido)-ethanol	<4
6:2 Fluorotelomer sulfonate	<20
F-53B Major (9Cl-PF3ONS)	<2
ADONA	<2.1
NaDONA	<2.1
N-ethyl perfluorooctane sulfonamidoacetic acid	<20
N-ethylperfluoro-1-octanesulfonamide	<2
N-methyl perfluoro-1-octanesulfonamide	<2
N-methyl perfluorooctane sulfonamidoacetic acid	<20
Perfluorobutane Sulfonic Acid	<2
Perfluorobutanoic Acid	<2
Perfluorodecane Sulfonic Acid	<2
Perfluorodecanoic Acid	<2
Perfluorododecane sulfonic acid (PFDoS)	<2
Perfluorododecanoic Acid	<2
Perfluoroheptane sulfonic acid (PFHpS)	<2
Perfluoroheptanoic Acid	<2
Perfluorohexadecanoic acid (PFHxDA)	<2
Perfluorohexane Sulfonic Acid	<2
Perfluorohexanoic Acid	<2
Perfluorononanesulfonic acid	<2
Perfluorononanoic Acid	<2
Perfluorooctadecanoic acid	<2
Perfluorooctane Sulfonamide	<2
Perfluoropentane sulfonic acid (PFPeS)	<2
Perfluoropentanoic Acid	<2
Perfluorotetradecanoic Acid	<2
Perfluorotridecanoic Acid	<2
Perfluoroundecanoic Acid	<2
PFOA	<2
PFOS	<2

Notes:

* - Total Table 3+ was calculated including J qualified data but not non-detect data. The total Table 3+ sum is rounded to two significant figures.
Bold - Analyte detected above associated reporting limit
EPA - Environmental Protection Agency
B - Not detected substantially above the level reported in the laboratory or field blanks.
J - Analyte detected. Reported value may not be accurate or precise
ND - No Table 3+ compounds were detected above their associated reporting limits.
ng/L - nanograms per liter
QA/QC - Quality assurance/ quality control
SOP - standard operating procedure
UJ - Analyte not detected. Reporting limit may not be accurate or precise.
-- - No data reported
< - Analyte not detected above associated reporting limit.

**TABLE 5
ANALYTICAL RESULTS - ALL SAMPLING EVENTS
Chemours Fayetteville Works, North Carolina**

Location ID	1					
	Sampling Event	April 2019	June 2019	August 2019	October 2019	December 2019
Field Sample ID	DSTW-LOC1-042419	STW-LOC1-062819	STW-LOC1-082219	STW-LOC1-101019	STW-LOC1-122019	STW-LOC1-122019
Date Sampled	4/24/2019	06/28/2019	8/22/2019	10/10/2019	12/20/2019	1/29/2020
Analytical Laboratory	TestAmerica	TestAmerica	TestAmerica	TestAmerica	TestAmerica	TestAmerica
QA/QC	--	--	--	--	--	--
Table 3+ Lab SOP (ng/L)						
HFPO-DA (EPA Method 537 Mod)	14	18	30	12	9.8 B	13
PFMOAA	7 J	<5	25	<5 UJ	14	12
PFO2HxA	12 J	14	21	7.5	6.9	6.1
PFO3OA	<2 UJ	2.5	3.3	<2	<2	<2
PFO4DA	<2 UJ	<2	<2	<2	<2	<2
PFO5DA	<2 UJ	<2	<2	<2	<2	<2
PMPA	21 J	23	37	27	23 B	17
PEPA	<20 UJ	<20	<20	<20	<20	<20
PFESA-BP1	<2 UJ	<2	<2	<2	<2	<2
PFESA-BP2	<2 UJ	<2	<2	<2	<2	<2
Byproduct 4	11 J	2.8 J	15 J	8.5 J	5 J	5.5 J
Byproduct 5	3.2 J	<2	11 J	2.3 J	7.1 J	6.1 J
Byproduct 6	<2 UJ	<2	<2	<2	<2	<2
NVHOS	<2 UJ	<2	5.1	5.8	<2	<2
EVE Acid	<2 UJ	<2	<2	<2	<2	<2
Hydro-EVE Acid	<2 UJ	<2	<2	<2	<2	<2
R-EVE	6.4 J	<2	4 J	<2	<2	2.3 J
PES	<2 UJ	<2	<2	<2	<2	<2
PFECA B	<2 UJ	<2	<2	<2	<2	<2
PFECA-G	<2 UJ	<2	<2	<2	<2	<2
Total Table 3+ Compounds*	75	60	150	63	66	62
Other PFAS (ng/L)						
10:2 Fluorotelomer sulfonate	<2.0	<2	<2	<2	<2	<2
F-53B Minor (11Cl-PF3OUdS)	--	--	<2	<2	<2	<2
1H,1H,2H,2H-perfluorodecanesulfonate (8:2 FTS)	<20	<20	<20	<20	<20	<20
1H,1H,2H,2H-perfluorohexanesulfonate (4:2 FTS)	<20	<20	<20	<20	<20	<20
2-(N-ethyl perfluoro-1-octanesulfonamido)-ethanol	<60	<2	<2	<2	<2	<2
2-(N-methyl perfluoro-1-octanesulfonamido)-ethanol	<110	<2	<4	<4	<4	<4
6:2 Fluorotelomer sulfonate	<20	<20	<20	<20	<20	<20
F-53B Major (9Cl-PF3ONS)	--	--	<2	<2	<2	<2
ADONA	<2.1	<2.1	<2.1	<2.1	<2.1	<2.1
NaDONA	<2.1	<2.1	<2.1	<2.1	<2.1	<2.1
N-ethyl perfluorooctane sulfonamidoacetic acid	<20	<20	<20	<20	<20	<20
N-ethylperfluoro-1-octanesulfonamide	<37	2.7	<2	<2	<2	<2
N-methyl perfluoro-1-octanesulfonamide	<35	<2	<2	<2	<2	<2
N-methyl perfluorooctane sulfonamidoacetic acid	<20	<20	<20	<20	<20	<20
Perfluorobutane Sulfonic Acid	2.3	3.7	4	6.5	3.1	2.2
Perfluorobutanoic Acid	7.1	8.3	8.5	19	3.6	<2
Perfluorodecane Sulfonic Acid	<2.0	<2	<2	<2	<2	<2
Perfluorodecanoic Acid	<2.0	<2	<2	<2	<2	<2
Perfluorododecane sulfonic acid (PFDoS)	<2.0	<2	<2	<2	<2	<2
Perfluorododecanoic Acid	<2.0	<2	<2	<2	<2	<2
Perfluoroheptane sulfonic acid (PFHpS)	<2.0	<2	<2	<2	<2	<2
Perfluoroheptanoic Acid	7	14	20	32	8.8	4.8
Perfluorohexadecanoic acid (PFHxDA)	<2.0	<2	<2	<2	<2	<2
Perfluorohexane Sulfonic Acid	3.3	5	5.6	8.7	3	2.4
Perfluorohexanoic Acid	9.2	21	26	51	15	6.3
Perfluorononanesulfonic acid	<2.0	<2	<2	<2	<2	<2
Perfluorononanoic Acid	<2.0	<2	<2	<2	<2	<2
Perfluorooctadecanoic acid	<2.0	<2	<2	<2	<2	<2
Perfluorooctane Sulfonamide	<2.0	<2	<2	<2	<2	<2
Perfluoropentane sulfonic acid (PFPeS)	<2.0	<2	<2	<2	<2	<2
Perfluoropentanoic Acid	7	17	26	48	9.7	5.4
Perfluorotetradecanoic Acid	<2.0	<2	<2	<2	<2	<2
Perfluorotridecanoic Acid	<2.0	<2	<2	<2	<2	<2
Perfluoroundecanoic Acid	<2.0	<2	<2	<2	<2	<2
PFOA	8.1	8.5	8.7	10	5.4	3.8
PFOS	12	11	12	14	6.8	5.4

Notes:

- * - Total Table 3+ was calculated including J qualified data but not non-detect data. The total Table 3+ sum is rounded to two significant figures.
- Bold** - Analyte detected above associated reporting limit
- EPA - Environmental Protection Agency
- B - Not detected substantially above the level reported in the laboratory or field blanks.
- J - Analyte detected. Reported value may not be accurate or precise
- ND - No Table 3+ compounds were detected above their associated reporting limits.
- ng/L - nanograms per liter
- QA/QC - Quality assurance/ quality control
- SOP - standard operating procedure
- UJ - Analyte not detected. Reporting limit may not be accurate or precise.

-- - No data reported
< - Analyte not detected above associated reporting limit.

**TABLE 5
ANALYTICAL RESULTS - ALL SAMPLING EVENTS
Chemours Fayetteville Works, North Carolina**

Location ID	6A					
	April 2019	June 2019	August 2019	October 2019	December 2019	January 2020
Sampling Event	DSTW-LOC6A-042419	STW-LOC-6A-062719	STW-LOC6A-082119	STW-LOC6A-100919	STW-LOC-6A-122019	STW-LOC6A-012920
Field Sample ID	04/24/2019	06/27/2019	8/21/2019	10/9/2019	12/20/2019	1/29/2020
Date Sampled	TestAmerica	TestAmerica	TestAmerica	TestAmerica	TestAmerica	TestAmerica
Analytical Laboratory	--	--	--	--	--	
QA/QC	<i>Table 3+ Lab SOP (ng/L)</i>					
HFPO-DA (EPA Method 537 Mod)	13	66	19	17	30 B	36
PFMOAA	<5 UJ	<5 UJ	<5	<5 UJ	13	13 J
PFO2HxA	11 J	11 J	12	12	7.7	16
PFO3OA	<2 UJ	<2 UJ	<2	2	<2	<2
PFO4DA	<2 UJ	<2 UJ	<2	<2	<2	<2
PFO5DA	<2 UJ	<2 UJ	<2	<2	<2	<2
PMPA	24 J	23 J	27	37	53 B	62
PEPA	<20 UJ	<20 UJ	<20	<20	22	24
PFESA-BP1	<2 UJ	<2 UJ	<2	<2	<2	<2
PFESA-BP2	<2 UJ	<2 UJ	<2	<2	<2	<2
Byproduct 4	8.1 J	7.9 J	<2	15 J	6.5 J	21 J
Byproduct 5	4.3 J	<2 UJ	5.1 J	2.9 J	6.4 J	7.3 J
Byproduct 6	<2 UJ	<2 UJ	<2	<2	<2	<2
NVHOS	<2 UJ	<2 UJ	5.3	6.6	<2	<2
EVE Acid	<2 UJ	<2 UJ	<2	<2	<2	<2
Hydro-EVE Acid	<2 UJ	<2 UJ	<2	<2	<2	<2
R-EVE	2.6 J	4 J	3.9	6 J	4.2 J	7.8 J
PES	<2 UJ	<2 UJ	<2	<2	<2	<2
PFECA B	<2 UJ	<2 UJ	<2	<2	<2	<2
PFECA-G	<2 UJ	<2 UJ	<2	<2	<2	<2
Total Table 3+ Compounds*	63	110	72	99	140	190
<i>Other PFAS (ng/L)</i>						
10:2 Fluorotelomer sulfonate	<2.0	<2	<2	<2	<2	<2
F-53B Minor (11Cl-PF3OUdS)	--	--	<2	<2	<2	<2
1H,1H,2H,2H-perfluorodecanesulfonate (8:2 FTS)	<20	<20	<20	<20	<20	<20
1H,1H,2H,2H-perfluorohexanesulfonate (4:2 FTS)	<20	<20	<20	<20	<20	<20
2-(N-ethyl perfluoro-1-octanesulfonamido)-ethanol	<60	<60	<2	<2	<2	<2
2-(N-methyl perfluoro-1-octanesulfonamido)-ethanol	<110	<110	<4	<4	<4	<4
6:2 Fluorotelomer sulfonate	<20	<20	<20	<20	<20	<20
F-53B Major (9Cl-PF3ONS)	--	--	<2	<2	<2	<2
ADONA	<2.1	<2.1	<2.1	<2.1	<2.1	<2.1
NaDONA	<2.1	<2.1	<2.1	<2.1	<2.1	<2.1
N-ethyl perfluorooctane sulfonamidoacetic acid	<20	<20	<20	<20	<20	<20
N-ethylperfluoro-1-octanesulfonamide	<37 UJ	<37	<2	<2	<2	<2
N-methyl perfluoro-1-octanesulfonamide	<35 UJ	<35	<2	<2	<2	<2
N-methyl perfluorooctane sulfonamidoacetic acid	<20	<20	<20	<20	<20	<20
Perfluorobutane Sulfonic Acid	2.4	3.6	4.3	5.9	3.1	2.5
Perfluorobutanoic Acid	7.6	11	8.7	18	<2	4
Perfluorodecane Sulfonic Acid	<2.0	<2	<2	<2	<2	<2
Perfluorodecanoic Acid	<2.0	<2	<2	<2	<2	<2
Perfluorododecane sulfonic acid (PFDoS)	<2.0	<2	<2	<2	<2	<2
Perfluorododecanoic Acid	<2.0	<2	<2	<2	<2	<2
Perfluoroheptane sulfonic acid (PFHpS)	<2.0	<2	<2	<2	<2	<2
Perfluoroheptanoic Acid	7.4	13	21	36	11	5.3
Perfluorohexadecanoic acid (PFHxDA)	<2.0	<2	<2	<2	<2	<2
Perfluorohexane Sulfonic Acid	3.7	5.3	6.5	8.9	3.6	2.9
Perfluorohexanoic Acid	9.2	22	27	48	16	7
Perfluorononanesulfonic acid	<2.0	<2	<2	<2	<2	<2
Perfluorononanoic Acid	<2.0	<2	<2	<2	<2	<2
Perfluorooctadecanoic acid	<2.0	<2	<2	<2	<2	<2
Perfluorooctane Sulfonamide	<2.0	<2	<2	<2	<2	<2
Perfluoropentane sulfonic acid (PFPeS)	<2.0	<2	<2	<2	<2	<2
Perfluoropentanoic Acid	7.4	18	27	45	11	5.6
Perfluorotetradecanoic Acid	<2.0	<2	<2	<2	<2	<2
Perfluorotridecanoic Acid	<2.0	<2	<2	<2	<2	<2
Perfluoroundecanoic Acid	<2.0	<2	<2	<2	<2	<2
PFOA	8.6	8.3	11	12	6.1	5.3
PFOS	14	14	18	18	9.4	8.6

Notes:

- * - Total Table 3+ was calculated including J qualified data but not non-detect data. The total Table 3+ sum is rounded to two significant figures.
- Bold** - Analyte detected above associated reporting limit
- EPA - Environmental Protection Agency
- B - Not detected substantially above the level reported in the laboratory or field blanks.
- J - Analyte detected. Reported value may not be accurate or precise
- ND - No Table 3+ compounds were detected above their associated reporting limits.
- ng/L - nanograms per liter
- QA/QC - Quality assurance/ quality control
- SOP - standard operating procedure
- UJ - Analyte not detected. Reporting limit may not be accurate or precise.
- - No data reported
- < - Analyte not detected above associated reporting limit.

**TABLE 5
ANALYTICAL RESULTS - ALL SAMPLING EVENTS
Chemours Fayetteville Works, North Carolina**

Location ID	6B					
Sampling Event	April 2019	June 2019	August 2019	October 2019	December 2019	January 2020
Field Sample ID	DSTW-LOC6B-042419	STW-LOC-6B-062719	STW-LOC6B-082119	STW-LOC6B-100919	STW-LOC-6B-122019	STW-LOC6B-012920
Date Sampled	04/24/2019	06/27/2019	8/21/2019	10/9/2019	12/20/2019	1/29/2020
Analytical Laboratory	TestAmerica	TestAmerica	TestAmerica	TestAmerica	TestAmerica	TestAmerica
QA/QC	--	--	--	--	--	--
Table 3+ Lab SOP (ng/L)						
HFPO-DA (EPA Method 537 Mod)	41	24	17	17	9 B	25
PFMOAA	<5 UJ	<5 UJ	<5	<5 UJ	13	8.9 J
PFO2HxA	11 J	13 J	11	11	6.4	6.1
PFO3OA	<2 UJ	<2 UJ	<2	2.1	<2	<2
PFO4DA	<2 UJ	<2 UJ	<2	<2	<2	<2
PFO5DA	<2 UJ	<2 UJ	<2	<2	<2	<2
PMPA	23 J	23 J	37	30	19 B	26
PEPA	<20 UJ	<20 UJ	<20	<20	<20	<20
PFESA-BP1	<2 UJ	<2 UJ	<2	<2	<2	<2
PFESA-BP2	<2 UJ	<2 UJ	<2	<2	<2	<2
Byproduct 4	11 J	13 J	12 J	11 J	<2	3.4 J
Byproduct 5	3.6 J	<2 UJ	2.5 J	2.8 J	6.4 J	5.1 J
Byproduct 6	<2 UJ	<2 UJ	<2	<2	<2	<2
NVHOS	<2 UJ	<2 UJ	4.4	6.5	<2	<2
EVE Acid	<2 UJ	<2 UJ	<2	<2	<2	<2
Hydro-EVE Acid	<2 UJ	<2 UJ	<2	<2	<2	<2
R-EVE	6.6 J	5.8 J	3.2 J	4.7 J	<2	<2
PES	<2 UJ	<2 UJ	<2	<2	<2	<2
PFECA B	<2 UJ	<2 UJ	<2	<2	<2	<2
PFECA-G	<2 UJ	<2 UJ	<2	<2	<2	<2
Total Table 3+ Compounds*	96	79	87	85	54	75
Other PFAS (ng/L)						
10:2 Fluorotelomer sulfonate	<2.0	<2	<2	<2	<2	<2
F-53B Minor (11Cl-PF3OUdS)	--	--	<2	<2	<2	<2
1H,1H,2H,2H-perfluorodecanesulfonate (8:2 FTS)	<20	<20	<20	<20	<20	<20
1H,1H,2H,2H-perfluorohexanesulfonate (4:2 FTS)	<20	<20	<20	<20	<20	<20
2-(N-ethyl perfluoro-1-octanesulfonamido)-ethanol	<60	<60	<2	<2	<2	<2
2-(N-methyl perfluoro-1-octanesulfonamido)-ethanol	<110	<110	<4	<4	<4	<4
6:2 Fluorotelomer sulfonate	<20	<20	<20	<20	<20	<20
F-53B Major (9Cl-PF3ONS)	--	--	<2	<2	<2	<2
ADONA	<2.1	<2.1	<2.1	<2.1	<2.1	<2.1
NaDONA	<2.1	<2.1	<2.1	<2.1	<2.1	<2.1
N-ethyl perfluorooctane sulfonamidoacetic acid	<20	<20	<20	<20	<20	<20
N-ethylperfluoro-1-octanesulfonamide	<37 UJ	<37	<2	<2	<2	<2
N-methyl perfluoro-1-octanesulfonamide	<35 UJ	<35	<2	<2	<2	<2
N-methyl perfluorooctane sulfonamidoacetic acid	<20	<20	<20	<20	<20	<20
Perfluorobutane Sulfonic Acid	2.3	3.6	4.3	6.9	3.3	2.4
Perfluorobutanoic Acid	7.1	9.2	8.4	18	<2	3.4
Perfluorodecane Sulfonic Acid	<2.0	<2	<2	<2	<2	<2
Perfluorodecanoic Acid	<2.0	<2	<2	<2	<2	<2
Perfluorododecane sulfonic acid (PFDoS)	<2.0	<2	<2	<2	<2	<2
Perfluorododecanoic Acid	<2.0	<2	<2	<2	<2	<2
Perfluoroheptane sulfonic acid (PFHpS)	<2.0	<2	<2	<2	<2	<2
Perfluoroheptanoic Acid	7.4	13	20	35	8.2	4.7
Perfluorohexadecanoic acid (PFHxDA)	<2.0	<2	<2	<2	<2 UJ	<2
Perfluorohexane Sulfonic Acid	3.6	5.6	5.8	8.5	3.4	2.6
Perfluorohexanoic Acid	9.3	20	27	48	16	6.3
Perfluorononanesulfonic acid	<2.0	<2	<2	<2	<2	<2
Perfluorononanoic Acid	<2.0	<2	<2	<2	<2	<2
Perfluorooctadecanoic acid	<2.0	<2	<2	<2	<2 UJ	<2
Perfluorooctane Sulfonamide	<2.0	<2	<2	<2	<2	<2
Perfluoropentane sulfonic acid (PFPeS)	<2.0	<2	<2	<2	<2	<2
Perfluoropentanoic Acid	7.2	17	26	46	10	5.5
Perfluorotetradecanoic Acid	<2.0	<2	<2	<2	<2	<2
Perfluorotridecanoic Acid	<2.0	<2	<2	<2	<2	<2
Perfluoroundecanoic Acid	<2.0	<2	<2	<2	<2	<2
PFOA	9.3	9.6	8.8	11	4.9	4.2
PFOS	14	16	15	16	7.2	5.9

Notes:

- * - Total Table 3+ was calculated including J qualified data but not non-detect data. The total Table 3+ sum is rounded to two significant figures.
- Bold** - Analyte detected above associated reporting limit
- EPA - Environmental Protection Agency
- B - Not detected substantially above the level reported in the laboratory or field blanks.
- J - Analyte detected. Reported value may not be accurate or precise
- ND - No Table 3+ compounds were detected above their associated reporting limits.
- ng/L - nanograms per liter
- QA/QC - Quality assurance/ quality control
- SOP - standard operating procedure
- UJ - Analyte not detected. Reporting limit may not be accurate or precise.
- No data reported
- < - Analyte not detected above associated reporting limit.

**TABLE 5
ANALYTICAL RESULTS - ALL SAMPLING EVENTS
Chemours Fayetteville Works, North Carolina**

Location ID	7A					
Sampling Event	April 2019	June 2019	August 2019	October 2019	December 2019	January 2020
Field Sample ID	DSTW-LOC7A-042419	STW-LOC7A-062819	STW-LOC7A-082219	STW-LOC7A-101019	STW-LOC-7A-122019	STW-LOC7A-012920
Date Sampled	04/24/2019	06/28/2019	8/22/2019	10/10/2019	12/20/2019	1/29/2020
Analytical Laboratory	TestAmerica	TestAmerica	TestAmerica	TestAmerica	TestAmerica	TestAmerica
QA/QC	--	--	--	--	--	
Table 3+ Lab SOP (ng/L)						
HFPO-DA (EPA Method 537 Mod)	14	22	13	16	9.3 B	7.8
PFMOAA	8 J	<5	6.7	<5 UJ	13	12
PFO2HxA	12 J	14	9.4	10	6.7	6
PFO3OA	<2 UJ	2.2	<2	<2	<2	<2
PFO4DA	<2 UJ	<2	<2	<2	<2	<2
PFO5DA	<2 UJ	<2	<2	<2	<2	<2
PMPA	24 J	22	23	28	21 B	15
PEPA	<20 UJ	<20	<20	<20	<20	<20
PFESA-BP1	<2 UJ	<2	<2	<2	<2	<2
PFESA-BP2	<2 UJ	<2	<2	<2	<2	<2
Byproduct 4	5.3 J	3.4 J	11 J	11 J	<2	4.7 J
Byproduct 5	4.2 J	<2	3.1 J	3.2 J	8.2 J	6 J
Byproduct 6	<2 UJ	<2	<2	<2	<2	<2
NVHOS	<2 UJ	<2	4.5	6.6	<2	<2
EVE Acid	<2 UJ	<2	<2	<2	<2	<2
Hydro-EVE Acid	<2 UJ	<2	<2	<2	<2	<2
R-EVE	3.9 J	<2	<2	4.8 J	<2	<2
PES	<2 UJ	<2	<2	<2	<2	<2
PFECA B	<2 UJ	<2	<2	<2	<2	<2
PFECA-G	<2 UJ	<2	<2	<2	<2	<2
Total Table 3+ Compounds*	71	64	71	80	58	52
Other PFAS (ng/L)						
10:2 Fluorotelomer sulfonate	<2.0	<2	<2	<2	<2	<2
F-53B Minor (11Cl-PF3OUdS)	--	--	<2	<2	<2	<2
1H,1H,2H,2H-perfluorodecanesulfonate (8:2 FTS)	<20	<20	<20	<20	<20	<20
1H,1H,2H,2H-perfluorohexanesulfonate (4:2 FTS)	<20	<20	<20	<20	<20	<20
2-(N-ethyl perfluoro-1-octanesulfonamido)-ethanol	<60	<2	<2	<2	<2	<2
2-(N-methyl perfluoro-1-octanesulfonamido)-ethanol	<110	<2	<4	<4	<4	<4
6:2 Fluorotelomer sulfonate	<20	<20	<20	<20	<20	<20
F-53B Major (9Cl-PF3ONS)	--	--	<2	<2	<2	<2
ADONA	<2.1	<2.1	<2.1	<2.1	<2.1	<2.1
NaDONA	<2.1	<2.1	<2.1	<2.1	<2.1	<2.1
N-ethyl perfluorooctane sulfonamidoacetic acid	<20	<20	<20	<20	<20	<20
N-ethylperfluoro-1-octanesulfonamide	<37	<2	<2	<2	<2	<2
N-methyl perfluoro-1-octanesulfonamide	<35	<2	<2	<2	<2	<2
N-methyl perfluorooctane sulfonamidoacetic acid	<20	<20	<20	<20	<20	<20
Perfluorobutane Sulfonic Acid	2.3	3.6	4.1	4.9	3	2
Perfluorobutanoic Acid	7	8.8	8.8	18	4	2.1
Perfluorodecane Sulfonic Acid	<2.0	<2	<2	<2	<2	<2
Perfluorodecanoic Acid	<2.0	<2	<2	<2	<2	<2
Perfluorododecane sulfonic acid (PFDoS)	<2.0	<2	<2	<2	<2	<2
Perfluorododecanoic Acid	<2.0	<2	<2	<2	<2	<2
Perfluoroheptane sulfonic acid (PFHpS)	<2.0	<2	<2	<2	<2	<2
Perfluoroheptanoic Acid	7.4	14	20	33	8.6	3.9
Perfluorohexadecanoic acid (PFHxDA)	<2.0	<2	<2	<2	<2	<2
Perfluorohexane Sulfonic Acid	3.4	5.2	6.1	8.8	3.3	2.5
Perfluorohexanoic Acid	8.3	20	26	49	16	5
Perfluorononanesulfonic acid	<2.0	<2	<2	<2	<2	<2
Perfluorononanoic Acid	<2.0	<2	<2	<2	<2	<2
Perfluorooctadecanoic acid	2	<2	<2	<2	<2	<2
Perfluorooctane Sulfonamide	<2.0	<2	<2	<2	<2	<2
Perfluoropentane sulfonic acid (PFPeS)	<2.0	<2	<2	<2	<2	<2
Perfluoropentanoic Acid	6.5	19	26	46	11	5
Perfluorotetradecanoic Acid	<2.0	<2	<2	<2	<2	<2
Perfluorotridecanoic Acid	<2.0	<2	<2	<2	<2	<2
Perfluoroundecanoic Acid	<2.0	<2	<2	<2	<2	<2
PFOA	8.8	9.4	8.9	11	5.5	3.9
PFOS	14	15	15	15	8.1	6.8

Notes:

- * - Total Table 3+ was calculated including J qualified data but not non-detect data. The total Table 3+ sum is rounded to two significant figures.
- Bold** - Analyte detected above associated reporting limit
- EPA - Environmental Protection Agency
- B - Not detected substantially above the level reported in the laboratory or field blanks.
- J - Analyte detected. Reported value may not be accurate or precise
- ND - No Table 3+ compounds were detected above their associated reporting limits.
- ng/L - nanograms per liter
- QA/QC - Quality assurance/ quality control
- SOP - standard operating procedure
- UJ - Analyte not detected. Reporting limit may not be accurate or precise.

-- No data reported
< - Analyte not detected above associated reporting limit.

**TABLE 5
ANALYTICAL RESULTS - ALL SAMPLING EVENTS
Chemours Fayetteville Works, North Carolina**

Location ID	7B			
	Sampling Event	April 2019	June 2019	
Field Sample ID	DSTW-LOC7B-042419	STW-LOC7B-062719	STW-LOC7B-062719-D	STW-LOC7B-082219
Date Sampled	04/24/2019	06/27/2019	06/27/2019	8/22/2019
Analytical Laboratory	TestAmerica	TestAmerica	TestAmerica	TestAmerica
QA/QC	--	--	Field Duplicate	--
Table 3+ Lab SOP (ng/L)				
HFPO-DA (EPA Method 537 Mod)	21	18	18	42
PFMOAA	51 J	69	65	1,100
PFO2HxA	26 J	25	25	300
PFO3OA	6 J	10	10	100
PFO4DA	2.5 J	9.7	10	64
PFO5DA	<2 UJ	24	26	35
PMPA	23 J	21	19	45
PEPA	<20 UJ	<20	<20	<20
PFESA-BP1	<2 UJ	<2	2	6.9
PFESA-BP2	7 J	120	130	180
Byproduct 4	19 J	73 J	71 J	110 J
Byproduct 5	53 J	490 J	470 J	1,100 J
Byproduct 6	<2 UJ	2.2	2.3	4.1
NVHOS	2.1 J	9.2	9.8	48
EVE Acid	<2 UJ	<2	<2	<2
Hydro-EVE Acid	<2 UJ	<2	<2	8.7
R-EVE	4 J	3.7 J	<2	11 J
PES	<2 UJ	<2	<2	<2
PFECA B	<2 UJ	<2	<2	<2
PFECA-G	<2 UJ	<2	<2	<2
Total Table 3+ Compounds*	210	870	860	3,200
Other PFAS (ng/L)				
10:2 Fluorotelomer sulfonate	<2.0	<2	<2	<2
F-53B Minor (11Cl-PF3OUdS)	--	--	--	<2
1H,1H,2H,2H-perfluorodecanesulfonate (8:2 FTS)	<20	<20	<20	<20
1H,1H,2H,2H-perfluorohexanesulfonate (4:2 FTS)	<20	<20	<20	<20
2-(N-ethyl perfluoro-1-octanesulfonamido)-ethanol	900 J	<2	<2	<2
2-(N-methyl perfluoro-1-octanesulfonamido)-ethanol	<110	<2	<2	<4
6:2 Fluorotelomer sulfonate	<20	<20	<20	<20
F-53B Major (9Cl-PF3ONS)	--	--	--	<2
ADONA	<2.1	<2.1	<2.1	<2.1
NaDONA	<2.1	<2.1	<2.1	<2.1
N-ethyl perfluorooctane sulfonamidoacetic acid	<20	<20	<20	<20
N-ethylperfluoro-1-octanesulfonamide	<37 UJ	<2	<2	<2
N-methyl perfluoro-1-octanesulfonamide	<35	<2	<2	<2
N-methyl perfluorooctane sulfonamidoacetic acid	<20	<20	<20	<20
Perfluorobutane Sulfonic Acid	2.3	3.4	3.7	4
Perfluorobutanoic Acid	5.2	8.9	8.7	10
Perfluorodecane Sulfonic Acid	<2.0	<2	<2	<2
Perfluorodecanoic Acid	<2.0	<2	<2	<2
Perfluorododecane sulfonic acid (PFDoS)	<2.0	<2	<2	<2
Perfluorododecanoic Acid	<2.0	<2	<2	<2
Perfluoroheptane sulfonic acid (PFHpS)	<2.0	<2	<2	<2
Perfluoroheptanoic Acid	7	14	15	20
Perfluorohexadecanoic acid (PFHxDA)	<2.0	<2	<2	<2
Perfluorohexane Sulfonic Acid	3.5	5.4	5.5	5.7
Perfluorohexanoic Acid	8.2	21	21	26
Perfluorononanesulfonic acid	<2.0	<2	<2	<2
Perfluorononanoic Acid	<2.0	<2	<2	<2
Perfluorooctadecanoic acid	<2.0	<2	<2	<2
Perfluorooctane Sulfonamide	<2.0	<2	<2	<2
Perfluoropentane sulfonic acid (PFPeS)	<2.0	<2	<2	<2
Perfluoropentanoic Acid	7.2	18	17	27
Perfluorotetradecanoic Acid	<2.0	<2	<2	<2
Perfluorotridecanoic Acid	<2.0	<2	<2	<2
Perfluoroundecanoic Acid	<2.0	<2	<2	<2
PFOA	7.9	8.9	9.3	9.6
PFOS	14	15	16	14

Notes:

* - Total Table 3+ was calculated including J qualified data but not non-detect data. The total Table 3+ sum is rounded to two significant figures.
Bold - Analyte detected above associated reporting limit
EPA - Environmental Protection Agency
B - Not detected substantially above the level reported in the laboratory or field blanks.
J - Analyte detected. Reported value may not be accurate or precise
ND - No Table 3+ compounds were detected above their associated reporting limits.
ng/L - nanograms per liter
QA/QC - Quality assurance/ quality control
SOP - standard operating procedure
UJ - Analyte not detected. Reporting limit may not be accurate or precise.

-- - No data reported
< - Analyte not detected above associated reporting limit.

**TABLE 5
ANALYTICAL RESULTS - ALL SAMPLING EVENTS
Chemours Fayetteville Works, North Carolina**

Location ID	7B		
Sampling Event	October 2019	December 2019	January 2020
Field Sample ID	STW-LOC7B-101019	STW-LOC-7B-122019	STW-LOC7B-012920
Date Sampled	10/10/2019	12/20/2019	1/29/2020
Analytical Laboratory	TestAmerica	TestAmerica	TestAmerica
QA/QC	--	--	--
Table 3+ Lab SOP (ng/L)			
HFPO-DA (EPA Method 537 Mod)	23	29 B	19
PFMOAA	24 J	25	17
PFO2HxA	17	9.2	9.4
PFO3OA	5.7	2.1	2
PFO4DA	4.3	<2	<2
PFO5DA	9.8	<2	<2
PMPA	35	29 B	24
PEPA	<20	<20	<20
PFESA-BP1	<2	<2	<2
PFESA-BP2	71	3.1	<2
Byproduct 4	22 J	6.8 J	8.9 J
Byproduct 5	140 J	71 J	39 J
Byproduct 6	<2	<2	<2
NVHOS	13	2.1	<2
EVE Acid	<2	<2	<2
Hydro-EVE Acid	<2	<2	<2
R-EVE	5.5 J	<2	3.6 J
PES	<2	<2	<2
PFECA B	<2	<2	<2
PFECA-G	<2	<2	<2
Total Table 3+ Compounds*	370	180	120
Other PFAS (ng/L)			
10:2 Fluorotelomer sulfonate	<2	<2	<2
F-53B Minor (11Cl-PF3OUdS)	<2	<2	<2
1H,1H,2H,2H-perfluorodecanesulfonate (8:2 FTS)	<20	<20	<20
1H,1H,2H,2H-perfluorohexanesulfonate (4:2 FTS)	<20	<20	<20
2-(N-ethyl perfluoro-1-octanesulfonamido)-ethanol	<2	<2	<2
2-(N-methyl perfluoro-1-octanesulfonamido)-ethanol	<4	<4	<4
6:2 Fluorotelomer sulfonate	<20	<20	<20
F-53B Major (9Cl-PF3ONS)	<2	<2	<2
ADONA	<2.1	<2.1	<2.1
NaDONA	<2.1	<2.1	<2.1
N-ethyl perfluorooctane sulfonamidoacetic acid	<20	<20	<20
N-ethylperfluoro-1-octanesulfonamide	<2	<2	<2
N-methyl perfluoro-1-octanesulfonamide	<2	<2	<2
N-methyl perfluorooctane sulfonamidoacetic acid	<20	<20	<20
Perfluorobutane Sulfonic Acid	6.6	3	2.2
Perfluorobutanoic Acid	19	4.2	2
Perfluorodecane Sulfonic Acid	<2	<2	<2
Perfluorodecanoic Acid	<2	<2	<2
Perfluorododecane sulfonic acid (PFDoS)	<2	<2	<2
Perfluorododecanoic Acid	<2	<2	<2
Perfluoroheptane sulfonic acid (PFHpS)	<2	<2	<2
Perfluoroheptanoic Acid	33	8.6	3.9
Perfluorohexadecanoic acid (PFHxDA)	<2	<2	<2
Perfluorohexane Sulfonic Acid	8.7	3.3	2.8
Perfluorohexanoic Acid	49	16	6.3
Perfluorononanesulfonic acid	<2	<2	<2
Perfluorononanoic Acid	<2	<2	<2
Perfluorooctadecanoic acid	<2	<2	<2
Perfluorooctane Sulfonamide	<2	<2	<2
Perfluoropentane sulfonic acid (PFPeS)	<2	<2	<2
Perfluoropentanoic Acid	46	11	5.1
Perfluorotetradecanoic Acid	<2	<2	<2
Perfluorotridecanoic Acid	<2	<2	<2
Perfluoroundecanoic Acid	<2	<2	<2
PFOA	11	7.1	4.6
PFOS	14	7.6	6

Notes:

* - Total Table 3+ was calculated including J qualified data but not non-detect data. The total Table 3+ sum is rounded to two significant figures.
Bold - Analyte detected above associated reporting limit
EPA - Environmental Protection Agency
B - Not detected substantially above the level reported in the laboratory or field blanks.
J - Analyte detected. Reported value may not be accurate or precise
ND - No Table 3+ compounds were detected above their associated reporting limits.
ng/L - nanograms per liter
QA/QC - Quality assurance/ quality control
SOP - standard operating procedure
UJ - Analyte not detected. Reporting limit may not be accurate or precise.

-- - No data reported
< - Analyte not detected above associated reporting limit.

**TABLE 5
ANALYTICAL RESULTS - ALL SAMPLING EVENTS
Chemours Fayetteville Works, North Carolina**

Location ID	8					
Sampling Event	April 2019	June 2019	August 2019	October 2019	December 2019	January 2020
Field Sample ID	DSTW-LOC8-042419	STW-LOC8-062819	STW-LOC8-082219	STW-LOC8-101019	STW-LOC-8-122319	STW-LOC8-013120
Date Sampled	04/24/2019	06/28/2019	8/22/2019	10/10/2019	12/23/2019	1/31/2020
Analytical Laboratory	TestAmerica	TestAmerica	TestAmerica	TestAmerica	TestAmerica	TestAmerica
QA/QC	--	--	--	--	--	--
Table 3+ Lab SOP (ng/L)						
HFPO-DA (EPA Method 537 Mod)	120	100	460	120	500	210
PFMOAA	1,200 J	<21	20,000	240 J	220	280
PFO2HxA	480	360	4,900	95 J	73	100
PFO3OA	150	200	1,700	48	16	<58
PFO4DA	<79	210	1,000	48	13 J	<79
PFO5DA	51	520	480	85 J	14	76
PMPA	<570	<57	160	38	130	1,000
PEPA	<47	34	72	28	91	<47
PFESA-BP1	<27	37	58	9.9	12	29
PFESA-BP2	240	2,600	1,700	550	61	200 J
Byproduct 4	<160	760	340	37 J	26 J	<160
Byproduct 5	690	3,500	4,600	600 J	620 J	280 J
Byproduct 6	<15	49	43	12	<2	<15
NVHOS	<54	190	530	54	16	<54
EVE Acid	<24	<2.4	<4.9	<2	<2	<24
Hydro-EVE Acid	<28	18	140	9.2	2.8	<28
R-EVE	<70	29 J	39 J	7 J	7.8	<70
PES	<46	<4.6	<9.2	<2	<2	<46
PFECA B	<60	<6	<12	<2	<2	<60
PFECA-G	<41	<4.1	<8.2	<2	<2	<41
Total Table 3+ Compounds*	2,900	8,600	36,000	2,000	1,800	2,200
Other PFAS (ng/L)						
10:2 Fluorotelomer sulfonate	<2.0	<2	<2	<2	<2	<2
F-53B Minor (11Cl-PF3OUdS)	--	--	<2	<2	<2	<2
1H,1H,2H,2H-perfluorodecanesulfonate (8:2 FTS)	<20	<20	<20	<20	<20	<20
1H,1H,2H,2H-perfluorohexanesulfonate (4:2 FTS)	<20	<20	<20	<20	<20	<20
2-(N-ethyl perfluoro-1-octanesulfonamido)-ethanol	<60	<6	<2	<2	<2	<2
2-(N-methyl perfluoro-1-octanesulfonamido)-ethanol	<110	<11	<4	<4	<4	<4
6:2 Fluorotelomer sulfonate	<20	<20	<20	<20	<20	<20
F-53B Major (9Cl-PF3ONS)	--	--	<2	<2	<2	<2
ADONA	<2.1	<2.1	<2.1	<2.1	<2.1	<2.1
NaDONA	<2.1	<2.1	<2.1	<2.1	<2.1	<2.1
N-ethyl perfluorooctane sulfonamidoacetic acid	<20	<20	<20	<20	<20	<20
N-ethylperfluoro-1-octanesulfonamide	<37	<3.7	<2	<2	<2	<2
N-methyl perfluoro-1-octanesulfonamide	<35	<3.5	<2	<2	<2	<2
N-methyl perfluorooctane sulfonamidoacetic acid	<20	<20	<20	<20	<20	<20
Perfluorobutane Sulfonic Acid	2.4	4.3	4.5	5.2	3.1	2.7
Perfluorobutanoic Acid	5.7	18	24	26	12	3.5
Perfluorodecane Sulfonic Acid	<2.0	<2	<2	<2	<2	<2
Perfluorodecanoic Acid	<2.0	<2	<2	<2	<2	<2
Perfluorododecane sulfonic acid (PFDoS)	<2.0	<2	<2	<2	<2	<2
Perfluorododecanoic Acid	<2.0	<2	<2	<2	<2	<2
Perfluoroheptane sulfonic acid (PFHpS)	<2.0	<2	<2	<2	<2	<2
Perfluoroheptanoic Acid	3.7	16	22	26	11	6.7
Perfluorohexadecanoic acid (PFHxDA)	<2.0	<2	<2	<2	<2 UJ	<2
Perfluorohexane Sulfonic Acid	3.1	4.7	4.6	4.5	<2	<2
Perfluorohexanoic Acid	4.9	25	31	40	17	11
Perfluorononanesulfonic acid	<2.0	<2	<2	<2	<2	<2
Perfluorononanoic Acid	<2.0	4.8	3.2	<2	<2	<2
Perfluorooctadecanoic acid	<2.0	<2	<2	<2	<2 UJ	<2
Perfluorooctane Sulfonamide	<2.0	<2	<2	<2	<2	<2
Perfluoropentane sulfonic acid (PFPeS)	<2.0	<2	<2	<2	<2	<2
Perfluoropentanoic Acid	4.2	22	39	43	21	13
Perfluorotetradecanoic Acid	<2.0	<2	<2	<2	<2	<2
Perfluorotridecanoic Acid	<2.0	<2	<2	<2	<2	<2
Perfluoroundecanoic Acid	<2.0	<2	<2	<2	<2	<2
PFOA	8.2	12	16	9.1	28	16
PFOS	<2.0	2.9	2.7	2.2	<2	<2

Notes:

- * - Total Table 3+ was calculated including J qualified data but not non-detect data. The total Table 3+ sum is rounded to two significant figures.
- Bold** - Analyte detected above associated reporting limit
- EPA - Environmental Protection Agency
- B - Not detected substantially above the level reported in the laboratory or field blanks.
- J - Analyte detected. Reported value may not be accurate or precise
- ND - No Table 3+ compounds were detected above their associated reporting limits.
- ng/L - nanograms per liter
- QA/QC - Quality assurance/ quality control
- SOP - standard operating procedure
- UJ - Analyte not detected. Reporting limit may not be accurate or precise.

-- No data reported
< - Analyte not detected above associated reporting limit.

**TABLE 5
ANALYTICAL RESULTS - ALL SAMPLING EVENTS
Chemours Fayetteville Works, North Carolina**

Location ID	9					
Sampling Event	April 2019	June 2019	August 2019	October 2019	December 2019	January 2020
Field Sample ID	DSTW-LOC9-042419	STW-LOC9-062819	STW-LOC9-082219	STW-LOC9-101019	STW-LOC9-122019	STW-LOC9-012920
Date Sampled	04/24/2019	06/28/2019	8/22/2019	10/10/2019	12/20/2019	1/29/2020
Analytical Laboratory	TestAmerica	TestAmerica	TestAmerica	TestAmerica	TestAmerica	TestAmerica
QA/QC	--	--	--	--	--	--
Table 3+ Lab SOP (ng/L)						
HFPO-DA (EPA Method 537 Mod)	29	77	55	2,400	28 B	59
PFMOAA	8.8 J	<21	25 J	38 J	14	14
PFO2HxA	17 J	20	28	500	14	14
PFO3OA	4.5 J	5.9	5.9	160	5	4.1
PFO4DA	3.6 J	<7.9	2.3	45	3.8 J	3.6
PFO5DA	<2 UJ	<3.4	<2	26	3.2	4.1
PMPA	25 J	<57	48	110	27 B	18
PEPA	<20 UJ	<20	<20	27	<20	<20
PFESA-BP1	28 J	2,300	86	170	6.6	160 J
PFESA-BP2	3.4 J	120	8	50	<2	8.7
Byproduct 4	50 J	110	81 J	300 J	8.3 J	80 J
Byproduct 5	83 J	190	160 J	1,500	49 J	150 J
Byproduct 6	<2 UJ	<2	<2	7.6	<2	<2
NVHOS	2.8 J	61	11	63	<2	3.1
EVE Acid	11 J	57	19	110	3.7	10
Hydro-EVE Acid	<2 UJ	6.7	2.1	34	<2	2.6
R-EVE	7.5 J	53	17 J	91 J	3.5 J	10 J
PES	<2 UJ	<4.6	<2	<2	<2	<2
PFECA B	2.8 J	<6	<2	<2	<2	<2
PFECA-G	<2 UJ	<4.1	<2	<2	<2	<2
Total Table 3+ Compounds*	280	3,000	550	5,600	170	540
Other PFAS (ng/L)						
10:2 Fluorotelomer sulfonate	<2.0	<2	<2	<2	<2	<2
F-53B Minor (11Cl-PF3OUdS)	--	--	<2	<2	<2	<2
1H,1H,2H,2H-perfluorodecanesulfonate (8:2 FTS)	<20	<20	<20	<20	<20	<20
1H,1H,2H,2H-perfluorohexanesulfonate (4:2 FTS)	<20	<20	<20	<20	<20	<20
2-(N-ethyl perfluoro-1-octanesulfonamido)-ethanol	<60	<6	<2	<2	<2	<2
2-(N-methyl perfluoro-1-octanesulfonamido)-ethanol	<110	<11	<4	<4	<4	<4
6:2 Fluorotelomer sulfonate	<20	<20	41	<20	<20	<20
F-53B Major (9Cl-PF3ONS)	--	--	<2	<2	<2	<2
ADONA	<2.1	<2.1	<2.1	<2.1	<2.1	<2.1
NaDONA	<2.1	<2.1	<2.1	<2.1	<2.1	<2.1
N-ethyl perfluorooctane sulfonamidoacetic acid	<20	<20	<20	<20	<20	<20
N-ethylperfluoro-1-octanesulfonamide	<37	<3.7	<2	<2	<2	<2
N-methyl perfluoro-1-octanesulfonamide	<35	<3.5	<2	<2	<2	<2
N-methyl perfluorooctane sulfonamidoacetic acid	<20	<20	<20	<20	<20	<20
Perfluorobutane Sulfonic Acid	2.2	3.7	4.1	6.3	3.1	2.1
Perfluorobutanoic Acid	6.9	9.2	9.1	54	4.5	3.2
Perfluorodecane Sulfonic Acid	<2.0	<2	<2	<2	<2	<2
Perfluorodecanoic Acid	<2.0	<2	<2	<2	<2	<2
Perfluorododecane sulfonic acid (PFDoS)	<2.0	<2	<2	<2	<2	<2
Perfluorododecanoic Acid	<2.0	<2	<2	<2	<2	<2
Perfluoroheptane sulfonic acid (PFHpS)	<2.0	<2	<2	<2	<2	<2
Perfluoroheptanoic Acid	7.5	13	19	38	9.7	4.8
Perfluorohexadecanoic acid (PFHxDA)	<2.0	<2	<2	<2	<2	<2
Perfluorohexane Sulfonic Acid	3.3	5.5	6.1	9.2	3.3	2.8
Perfluorohexanoic Acid	9	21	26	55	16	6
Perfluoronanesulfonic acid	<2.0	<2	<2	<2	<2	<2
Perfluoronanoic Acid	<2.0	2	<2	3	<2 UJ	<2
Perfluorooctadecanoic acid	<2.0	<2	<2	<2	<2	<2
Perfluorooctane Sulfonamide	<2.0	<2	<2	<2	<2	<2
Perfluoropentane sulfonic acid (PFPeS)	<2.0	<2	<2	<2	<2	<2
Perfluoropentanoic Acid	8.6	19	27	94	12	9.8
Perfluorotetradecanoic Acid	<2.0	<2	<2	<2	<2	<2
Perfluorotridecanoic Acid	<2.0	<2	<2	<2	<2 UJ	2.2
Perfluoroundecanoic Acid	<2.0	<2	<2	<2	<2 UJ	<2
PFOA	8.9	9.3	8.9	12	6.7	4.3
PFOS	14	15	15	16	7.8	6.2

Notes:

- * - Total Table 3+ was calculated including J qualified data but not non-detect data. The total Table 3+ sum is rounded to two significant figures.
- Bold** - Analyte detected above associated reporting limit
- EPA - Environmental Protection Agency
- B - Not detected substantially above the level reported in the laboratory or field blanks.
- J - Analyte detected. Reported value may not be accurate or precise
- ND - No Table 3+ compounds were detected above their associated reporting limits.
- ng/L - nanograms per liter
- QA/QC - Quality assurance/ quality control
- SOP - standard operating procedure
- UJ - Analyte not detected. Reporting limit may not be accurate or precise.
- - No data reported
- < - Analyte not detected above associated reporting limit.

**TABLE 5
ANALYTICAL RESULTS - ALL SAMPLING EVENTS
Chemours Fayetteville Works, North Carolina**

Location ID	10					
	April 2019	June 2019	August 2019	October 2019	December 2019	January 2020
Sampling Event						
Field Sample ID	DSTW-LOC10-042419	--	STW-LOC10-082219	STW-LOC10-101019	STW-LOC-10-122019	STW-LOC10-012920
Date Sampled	4/24/2019	--	8/22/2019	10/10/2019	12/20/2019	1/29/2020
Analytical Laboratory	TestAmerica	--	TestAmerica	TestAmerica	TestAmerica	TestAmerica
QA/QC	--	--	--	--	--	--
Table 3+ Lab SOP (ng/L)						
HFPO-DA (EPA Method 537 Mod)	320	--	1,700	15,000	230	8,300
PFMOAA	58 J	--	490 J	1,700	34	22,000
PFO2HxA	88 J	--	250	7,400	32	23,000
PFO3OA	24 J	--	88	3,300	12	870
PFO4DA	20 J	--	87	2,100	11 J	750
PFO5DA	9.1 J	--	42	1,900	9.2	340
PMPA	260 J	--	180	1,300	58	810
PEPA	97 J	--	63	590	23	420
PFESA-BP1	78 J	--	380	23,000	40	650
PFESA-BP2	19 J	--	510	3,000	8.8	300
Byproduct 4	190 J	--	870	1,200	35 J	280
Byproduct 5	280 J	--	730 J	3,400	100 J	380 J
Byproduct 6	<2 UJ	--	23	78	<2	11
NVHOS	14 J	--	460	270	7	180
EVE Acid	8.5 J	--	62	680	8.5	110
Hydro-EVE Acid	8.5 J	--	72	930	4	140
R-EVE	150 J	--	280 J	570	38 J	170
PES	<2 UJ	--	<2	<9.2	<2	<9.2
PFECA B	<2 UJ	--	<2	<12	<2	<12
PFECA-G	<2 UJ	--	<2	<8.2	<2	<8.2
Total Table 3+ Compounds*	1,600	--	6,300	66,000	650	59,000
Other PFAS (ng/L)						
10:2 Fluorotelomer sulfonate	<2.0	--	<2	<2	<2	<2
F-53B Minor (11Cl-PF3OUdS)	--	--	<2	<2	<2	<2
1H,1H,2H,2H-perfluorodecanesulfonate (8:2 FTS)	<20	--	<20	<20	<20	<20
1H,1H,2H,2H-perfluorohexanesulfonate (4:2 FTS)	<20	--	<20	<20	<20	<20
2-(N-ethyl perfluoro-1-octanesulfonamido)-ethanol	<60	--	<2	<2	<2	<2
2-(N-methyl perfluoro-1-octanesulfonamido)-ethanol	<110	--	<4	<4	<4	<4
6:2 Fluorotelomer sulfonate	<20	--	<20	<20	<20	<20
F-53B Major (9Cl-PF3ONS)	--	--	<2	2.1	<2	<2
ADONA	<2.1	--	<2.1	<2.1	<2.1	<2.1
NaDONA	<2.1	--	<2.1	<2.1	<2.1	<2.1
N-ethyl perfluorooctane sulfonamidoacetic acid	<20	--	<20	<20	<20	<20
N-ethylperfluoro-1-octanesulfonamide	<37	--	<2	<2	<2	<2
N-methyl perfluoro-1-octanesulfonamide	<35	--	<2	<2	<2	<2
N-methyl perfluorooctane sulfonamidoacetic acid	<20	--	<20	<20	<20	<20
Perfluorobutane Sulfonic Acid	2.1	--	4.4	<2	3.1	<2
Perfluorobutanoic Acid	10	--	23	170	5.4	56
Perfluorodecane Sulfonic Acid	<2.0	--	<2	<2	<2	<2
Perfluorodecanoic Acid	<2.0	--	<2	14	<2	<2
Perfluorododecane sulfonic acid (PFDoS)	<2.0	--	<2	<2	<2	<2
Perfluorododecanoic Acid	<2.0	--	<2	2.4	<2	<2
Perfluoroheptane sulfonic acid (PFHpS)	<2.0	--	<2	<2	<2	<2
Perfluoroheptanoic Acid	8.4	--	23	33	8.8	17
Perfluorohexadecanoic acid (PFHxDA)	<2.0	--	<2	<2	<2	<2
Perfluorohexane Sulfonic Acid	3.5	--	6	<2	3.3	<2
Perfluorohexanoic Acid	9.3	--	29	41	15	19
Perfluorononanesulfonic acid	<2.0	--	<2	<2	<2	<2
Perfluorononanoic Acid	<2.0	--	2.5	22	<2	3.9
Perfluorooctadecanoic acid	<2.0	--	<2	<2	<2	<2
Perfluorooctane Sulfonamide	<2.0	--	<2	<2	<2	<2
Perfluoropentane sulfonic acid (PFPeS)	<2.0	--	<2	<2	<2	<2
Perfluoropentanoic Acid	17	--	47	200	12	85
Perfluorotetradecanoic Acid	<2.0	--	<2	<2	<2	<2
Perfluorotridecanoic Acid	<2.0	--	<2	<2	<2	<2
Perfluoroundecanoic Acid	<2.0	--	<2	14	<2	<2
PFOA	10	--	48	26	6.6	17
PFOS	12	--	15	9	8.3	3.9

Notes:

* - Total Table 3+ was calculated including J qualified data but not non-detect data. The total Table 3+ sum is rounded to two significant figures.

Bold - Analyte detected above associated reporting limit

EPA - Environmental Protection Agency

B - Not detected substantially above the level reported in the laboratory or field blanks.

J - Analyte detected. Reported value may not be accurate or precise

ND - No Table 3+ compounds were detected above their associated reporting limits.

ng/L - nanograms per liter

QA/QC - Quality assurance/ quality control

SOP - standard operating procedure

UJ - Analyte not detected. Reporting limit may not be accurate or precise.

-- - No data reported

< - Analyte not detected above associated reporting limit.

**TABLE 5
ANALYTICAL RESULTS - ALL SAMPLING EVENTS
Chemours Fayetteville Works, North Carolina**

Location ID	12					
Sampling Event	April 2019	June 2019	August 2019	October 2019	December 2019	January 2020
Field Sample ID	--	--	STW-LOC12-082219	--	STW-LOC-12-122019	--
Date Sampled	--	--	8/22/2019	--	12/20/2019	--
Analytical Laboratory	--	--	TestAmerica	--	TestAmerica	--
QA/QC	--	--	--	--	--	--
Table 3+ Lab SOP (ng/L)						
HFPO-DA (EPA Method 537 Mod)	--	--	17	--	15 B	--
PFMOAA	--	--	<5	--	20	--
PFO2HxA	--	--	14	--	14	--
PFO3OA	--	--	2.6	--	2.4	--
PFO4DA	--	--	<2	--	<2	--
PFO5DA	--	--	<2	--	3	--
PMPA	--	--	26	--	50 B	--
PEPA	--	--	<20	--	<20	--
PFESA-BP1	--	--	<2	--	<2	--
PFESA-BP2	--	--	<2	--	<2	--
Byproduct 4	--	--	9.2 J	--	<2	--
Byproduct 5	--	--	3 J	--	15 J	--
Byproduct 6	--	--	<2	--	<2	--
NVHOS	--	--	4.9	--	2.4	--
EVE Acid	--	--	<2	--	<2	--
Hydro-EVE Acid	--	--	<2	--	<2	--
R-EVE	--	--	3.5 J	--	<2	--
PES	--	--	<2	--	<2	--
PFECA B	--	--	<2	--	<2	--
PFECA-G	--	--	<2	--	<2	--
Total Table 3+ Compounds*	--	--	80	--	120	--
Other PFAS (ng/L)						
10:2 Fluorotelomer sulfonate	--	--	<2	--	<2	--
F-53B Minor (11Cl-PF3OUdS)	--	--	<2	--	<2	--
1H,1H,2H,2H-perfluorodecanesulfonate (8:2 FTS)	--	--	<20	--	<20	--
1H,1H,2H,2H-perfluorohexanesulfonate (4:2 FTS)	--	--	<20	--	<20	--
2-(N-ethyl perfluoro-1-octanesulfonamido)-ethanol	--	--	<2	--	<2	--
2-(N-methyl perfluoro-1-octanesulfonamido)-ethanol	--	--	<4	--	<4	--
6:2 Fluorotelomer sulfonate	--	--	<20	--	<20	--
F-53B Major (9Cl-PF3ONS)	--	--	<2	--	<2	--
ADONA	--	--	<2.1	--	<2.1	--
NaDONA	--	--	<2.1	--	<2.1	--
N-ethyl perfluorooctane sulfonamidoacetic acid	--	--	<20	--	<20	--
N-ethylperfluoro-1-octanesulfonamide	--	--	<2	--	<2	--
N-methyl perfluoro-1-octanesulfonamide	--	--	<2	--	<2	--
N-methyl perfluorooctane sulfonamidoacetic acid	--	--	<20	--	<20	--
Perfluorobutane Sulfonic Acid	--	--	6.5	--	4.5	--
Perfluorobutanoic Acid	--	--	15	--	6.8	--
Perfluorodecane Sulfonic Acid	--	--	<2	--	<2	--
Perfluorodecanoic Acid	--	--	2	--	<2	--
Perfluorododecane sulfonic acid (PFDoS)	--	--	<2	--	<2	--
Perfluorododecanoic Acid	--	--	<2	--	<2	--
Perfluoroheptane sulfonic acid (PFHpS)	--	--	<2	--	<2	--
Perfluoroheptanoic Acid	--	--	33	--	11	--
Perfluorohexadecanoic acid (PFHxDA)	--	--	<2	--	<2	--
Perfluorohexane Sulfonic Acid	--	--	8.5	--	5.5	--
Perfluorohexanoic Acid	--	--	37	--	19	--
Perfluorononanesulfonic acid	--	--	<2	--	<2	--
Perfluorononanoic Acid	--	--	2.9	--	<2	--
Perfluorooctadecanoic acid	--	--	<2	--	<2	--
Perfluorooctane Sulfonamide	--	--	<2	--	<2	--
Perfluoropentane sulfonic acid (PFPeS)	--	--	<2	--	<2	--
Perfluoropentanoic Acid	--	--	37	--	14	--
Perfluorotetradecanoic Acid	--	--	<2	--	<2	--
Perfluorotridecanoic Acid	--	--	<2	--	<2	--
Perfluoroundecanoic Acid	--	--	<2	--	<2	--
PFOA	--	--	16	--	6.9	--
PFOS	--	--	22	--	15	--

Notes:

- * - Total Table 3+ was calculated including J qualified data but not non-detect data. The total Table 3+ sum is rounded to two significant figures.
- Bold** - Analyte detected above associated reporting limit
- EPA - Environmental Protection Agency
- B - Not detected substantially above the level reported in the laboratory or field blanks.
- J - Analyte detected. Reported value may not be accurate or precise
- ND - No Table 3+ compounds were detected above their associated reporting limits.
- ng/L - nanograms per liter
- QA/QC - Quality assurance/ quality control
- SOP - standard operating procedure
- UJ - Analyte not detected. Reporting limit may not be accurate or precise.
- - No data reported
- < - Analyte not detected above associated reporting limit.

**TABLE 5
ANALYTICAL RESULTS - ALL SAMPLING EVENTS
Chemours Fayetteville Works, North Carolina**

Location ID	14					
Sampling Event	April 2019	June 2019	August 2019	October 2019	December 2019	January 2020
Field Sample ID	DSTW-LOC14-042419	STW-LOC14-062819	STW-LOC14-082219	STW-LOC14-101019	STW-LOC-14-122019	--
Date Sampled	04/24/2019	06/28/2019	8/22/2019	10/10/2019	12/20/2019	--
Analytical Laboratory	TestAmerica	TestAmerica	TestAmerica	TestAmerica	TestAmerica	--
QA/QC	--	--	--	--	--	--
Table 3+ Lab SOP (ng/L)						
HFPO-DA (EPA Method 537 Mod)	12	22	14	15	21 B	--
PFMOAA	67 J	<5	<5	<5 UJ	19	--
PFO2HxA	10 J	15	14	6.7	13	--
PFO3OA	2.1 J	2.5	<2	<2	<2	--
PFO4DA	<2 UJ	<2	<2	<2	<2	--
PFO5DA	<2 UJ	<2	<2	<2 UJ	<2	--
PMPA	15 J	22	33	23	68	--
PEPA	<20 UJ	<20	<20	<20	25	--
PFESA-BP1	<2 UJ	<2	<2	<2	<2	--
PFESA-BP2	<2 UJ	<2	<2	<2	<2	--
Byproduct 4	5.7 J	<2	5 J	2.4	<2	--
Byproduct 5	2.3 J	2.1 J	<2	<2	9.3 J	--
Byproduct 6	<2 UJ	<2	<2	<2	<2	--
NVHOS	<2 UJ	<2	3.8	6	<2	--
EVE Acid	<2 UJ	<2	<2	<2	<2	--
Hydro-EVE Acid	<2 UJ	<2	<2	<2	<2	--
R-EVE	3.2 J	<2	<2	<2	<2	--
PES	<2 UJ	<2	<2	<2	<2	--
PFECA B	<2 UJ	<2	<2	<2	<2	--
PFECA-G	<2 UJ	<2	<2	<2	<2	--
Total Table 3+ Compounds*	58	64	70	53	160	--
Other PFAS (ng/L)						
10:2 Fluorotelomer sulfonate	<2.0	<2	<2	<2	<2	--
F-53B Minor (11Cl-PF3OUdS)	--	--	<2	<2	<2	--
1H,1H,2H,2H-perfluorodecanesulfonate (8:2 FTS)	<20	<20	<20	<20	<20	--
1H,1H,2H,2H-perfluorohexanesulfonate (4:2 FTS)	<20	<20	<20	<20	<20	--
2-(N-ethyl perfluoro-1-octanesulfonamido)-ethanol	<60	<2	<2	<2	<2	--
2-(N-methyl perfluoro-1-octanesulfonamido)-ethanol	<110	<2	<4	<4	<4	--
6:2 Fluorotelomer sulfonate	<20	<20	<20	<20	39 J	--
F-53B Major (9Cl-PF3ONS)	--	--	<2	<2	<2	--
ADONA	<2.1	<2.1	<2.1	<2.1	<2.1	--
NaDONA	<2.1	<2.1	<2.1	<2.1	<2.1	--
N-ethyl perfluorooctane sulfonamidoacetic acid	<20	<20	<20	<20	<20	--
N-ethylperfluoro-1-octanesulfonamide	<37	<2	<2	<2	<2	--
N-methyl perfluoro-1-octanesulfonamide	<35	<2	<2	<2	<2	--
N-methyl perfluorooctane sulfonamidoacetic acid	<20	<20	<20	<20	<20	--
Perfluorobutane Sulfonic Acid	<2.0	5.7	4.2	9.6	4.5	--
Perfluorobutanoic Acid	4.7	13	10	27	6.8	--
Perfluorodecane Sulfonic Acid	<2.0	<2	<2	<2	<2	--
Perfluorodecanoic Acid	<2.0	<2	<2	<2	<2	--
Perfluorododecane sulfonic acid (PFDoS)	<2.0	<2	<2	<2	<2	--
Perfluorododecanoic Acid	<2.0	<2	<2	<2	<2	--
Perfluoroheptane sulfonic acid (PFHpS)	<2.0	<2	<2	<2	<2	--
Perfluoroheptanoic Acid	3.1	24	21	50	11	--
Perfluorohexadecanoic acid (PFHxDA)	<2.0	<2	<2	<2	<2	--
Perfluorohexane Sulfonic Acid	3	7.9	6.1	13	5.1	--
Perfluorohexanoic Acid	4.4	36	27	72	20	--
Perfluorononanesulfonic acid	<2.0	<2	<2	<2	<2	--
Perfluorononanoic Acid	<2.0	2.3	<2	2.2	<2	--
Perfluorooctadecanoic acid	<2.0	<2	<2	<2	<2	--
Perfluorooctane Sulfonamide	<2.0	<2	<2	<2	<2	--
Perfluoropentane sulfonic acid (PFPeS)	<2.0	<2	<2	2.1	<2	--
Perfluoropentanoic Acid	3.8	28	27	67	14	--
Perfluorotetradecanoic Acid	<2.0	<2	<2	<2	<2	--
Perfluorotridecanoic Acid	<2.0	<2	<2	<2	<2	--
Perfluoroundecanoic Acid	<2.0	<2	<2	<2	<2	--
PFOA	5.8	14	10	15	7.5	--
PFOS	11	22	15	20	11	--

Notes:

- * - Total Table 3+ was calculated including J qualified data but not non-detect data. The total Table 3+ sum is rounded to two significant figures.
- Bold** - Analyte detected above associated reporting limit
- EPA - Environmental Protection Agency
- B - Not detected substantially above the level reported in the laboratory or field blanks.
- J - Analyte detected. Reported value may not be accurate or precise
- ND - No Table 3+ compounds were detected above their associated reporting limits.
- ng/L - nanograms per liter
- QA/QC - Quality assurance/ quality control
- SOP - standard operating procedure
- UJ - Analyte not detected. Reporting limit may not be accurate or precise.

-- No data reported
< - Analyte not detected above associated reporting limit.

**TABLE 5
ANALYTICAL RESULTS - ALL SAMPLING EVENTS
Chemours Fayetteville Works, North Carolina**

Location ID	15					
Sampling Event	April 2019	June 2019	August 2019	October 2019	December 2019	January 2020
Field Sample ID	DSTW-LOC15-042419	STW-LOC15-062819	STW-LOC15-082219	STW-LOC15-101019	STW-LOC-15-122019	STW-LOC15-012920
Date Sampled	04/24/2019	06/28/2019	8/22/2019	10/10/2019	12/20/2019	1/29/2020
Analytical Laboratory	TestAmerica	TestAmerica	TestAmerica	TestAmerica	TestAmerica	TestAmerica
QA/QC	--	--	--	--	--	--
Table 3+ Lab SOP (ng/L)						
HFPO-DA (EPA Method 537 Mod)	34	45	43	140	35	85
PFMOAA	8.4 J	12	12	<5 UJ	15	120
PFO2HxA	17 J	16	22	32	13	140
PFO3OA	4 J	3.2	5.3	16	5	8.2
PFO4DA	3.2 J	<2	2.2	16	3.9	6.5
PFO5DA	<2 UJ	<2	<2	15	3.1	5.3
PMPA	35 J	25	38	45	31 B	23
PEPA	<20 UJ	<20	<20	<20	<20	<20
PFESA-BP1	22 J	880	92	150	24	100
PFESA-BP2	4.3 J	41	8.2	28	2.2	8.5
Byproduct 4	42 J	80 J	63 J	250 J	11 J	120 J
Byproduct 5	71 J	250 J	140 J	1,700	58 J	360 J
Byproduct 6	<2 UJ	<2	<2	3.6	<2	<2
NVHOS	3 J	23	12	35	2	5.4
EVE Acid	9.5 J	22	22	62	4.3	7.9
Hydro-EVE Acid	<2 UJ	3.6	2.1	21	<2	2.7
R-EVE	10 J	33 J	15 J	71 J	4.7 J	22 J
PES	<2 UJ	<2	<2	<2	<2	<2
PFECA B	<2 UJ	<2	<2	<2	<2	<2
PFECA-G	<2 UJ	<2	<2	<2	<2	<2
Total Table 3+ Compounds*	260	1,400	480	2,600	210	1,000
Other PFAS (ng/L)						
10:2 Fluorotelomer sulfonate	<2.0	<2	<2	<2	<2	<2
F-53B Minor (11Cl-PF3OUdS)	--	--	<2	<2	<2	<2
1H,1H,2H,2H-perfluorodecanesulfonate (8:2 FTS)	<20	<20	<20	<20	<20	<20
1H,1H,2H,2H-perfluorohexanesulfonate (4:2 FTS)	<20	<20	<20	<20	<20	<20
2-(N-ethyl perfluoro-1-octanesulfonamido)-ethanol	<60	<2	<2	<2	<2	<2
2-(N-methyl perfluoro-1-octanesulfonamido)-ethanol	<110	<2	<4	<4	<4	<4
6:2 Fluorotelomer sulfonate	<20	<20	<20	<20	<20	<20
F-53B Major (9Cl-PF3ONS)	--	--	<2	<2	<2	<2
ADONA	<2.1	<2.1	<2.1	<2.1	<2.1	<2.1
NaDONA	<2.1	<2.1	<2.1	<2.1	<2.1	<2.1
N-ethyl perfluorooctane sulfonamidoacetic acid	<20	<20	<20	<20	<20	<20
N-ethylperfluoro-1-octanesulfonamide	<37	3.1	<2	<2	<2	<2
N-methyl perfluoro-1-octanesulfonamide	<35	<2	<2	<2	<2	<2
N-methyl perfluorooctane sulfonamidoacetic acid	<20	<20	<20	<20	<20	<20
Perfluorobutane Sulfonic Acid	2.3	3.7	4.1	6.5	3	2.2
Perfluorobutanoic Acid	6.5	9.4	9.2	22	<2	2.4
Perfluorodecane Sulfonic Acid	<2.0	<2	<2	<2	<2	<2
Perfluorodecanoic Acid	<2.0	<2	<2	<2	<2	<2
Perfluorododecane sulfonic acid (PFDoS)	<2.0	<2	<2	<2	<2	<2
Perfluorododecanoic Acid	<2.0	<2	<2	<2	<2	<2
Perfluoroheptane sulfonic acid (PFHpS)	<2.0	<2	<2	<2	<2	<2
Perfluoroheptanoic Acid	7.5	14	20	37	8.7	4.7
Perfluorohexadecanoic acid (PFHxDA)	<2.0	<2	<2	<2	<2	<2
Perfluorohexane Sulfonic Acid	3.5	5.7	5.9	8.9	3.4	2.6
Perfluorohexanoic Acid	7.9	22	26	51	14	5.5
Perfluorononanesulfonic acid	<2.0	<2	<2	<2	<2	<2
Perfluorononanoic Acid	<2.0	<2	<2	2.4	<2	<2
Perfluorooctadecanoic acid	<2.0	<2	<2	<2	<2	<2
Perfluorooctane Sulfonamide	<2.0	<2	<2	<2	<2	<2
Perfluoropentane sulfonic acid (PFPeS)	<2.0	<2	<2	<2	<2	<2
Perfluoropentanoic Acid	8.2	18	28	68	10	10
Perfluorotetradecanoic Acid	<2.0	<2	<2	<2	<2	<2
Perfluorotridecanoic Acid	<2.0	<2	<2	<2	<2	<2
Perfluoroundecanoic Acid	<2.0	<2	<2	<2	<2	<2
PFOA	8.5	9.5	9.4	11	4.8	4
PFOS	14	15	16	16	8.2	6.2

Notes:

* - Total Table 3+ was calculated including J qualified data but not non-detect data. The total Table 3+ sum is rounded to two significant figures.
Bold - Analyte detected above associated reporting limit
EPA - Environmental Protection Agency
B - Not detected substantially above the level reported in the laboratory or field blanks.
J - Analyte detected. Reported value may not be accurate or precise
ND - No Table 3+ compounds were detected above their associated reporting limits.
ng/L - nanograms per liter
QA/QC - Quality assurance/ quality control
SOP - standard operating procedure
UJ - Analyte not detected. Reporting limit may not be accurate or precise.
-- - No data reported
< - Analyte not detected above associated reporting limit.

**TABLE 5
ANALYTICAL RESULTS - ALL SAMPLING EVENTS
Chemours Fayetteville Works, North Carolina**

Location ID	18			
Sampling Event	April 2019	June 2019	August 2019	
Field Sample ID	--	STW-LOC-18-062719	STW-LOC18-082119-1	STW-LOC18-082119-2
Date Sampled	--	06/27/2019	8/21/2019	8/21/2019
Analytical Laboratory	--	TestAmerica	TestAmerica	TestAmerica
QA/QC	--	--	--	--
Table 3+ Lab SOP (ng/L)				
HFPO-DA (EPA Method 537 Mod)	--	4.1	7.1	11
PFMOAA	--	<5 UJ	<5	<5
PFO2HxA	--	2.4 J	2.2	4.4
PFO3OA	--	<2 UJ	<2	<2
PFO4DA	--	<2 UJ	<2	<2
PFO5DA	--	<2 UJ	<2	<2
PMPA	--	<10 UJ	<10 UJ	18
PEPA	--	<20 UJ	<20	<20
PFESA-BP1	--	<2 UJ	<2	2
PFESA-BP2	--	<2 UJ	<2	<2
Byproduct 4	--	<2 UJ	3.5 J	4.1 J
Byproduct 5	--	<2 UJ	<2	<2
Byproduct 6	--	<2 UJ	<2	<2
NVHOS	--	<2 UJ	<2 UJ	<2
EVE Acid	--	<2 UJ	<2	<2
Hydro-EVE Acid	--	<2 UJ	<2	<2
R-EVE	--	<2 UJ	<2	2.1 J
PES	--	<2 UJ	<2	<2
PFECA B	--	<2 UJ	<2	<2
PFECA-G	--	<2 UJ	<2	<2
Total Table 3+ Compounds*	--	6.5	13	42
Other PFAS (ng/L)				
10:2 Fluorotelomer sulfonate	--	<2	<2	<2
F-53B Minor (11Cl-PF3OUdS)	--	--	<2	<2
1H,1H,2H,2H-perfluorodecanesulfonate (8:2 FTS)	--	<20	<20	<20
1H,1H,2H,2H-perfluorohexanesulfonate (4:2 FTS)	--	<20	<20	<20
2-(N-ethyl perfluoro-1-octanesulfonamido)-ethanol	--	<60	<2	<2
2-(N-methyl perfluoro-1-octanesulfonamido)-ethanol	--	<110	<4 UJ	<4
6:2 Fluorotelomer sulfonate	--	<20	<20	<20
F-53B Major (9Cl-PF3ONS)	--	--	<2	<2
ADONA	--	<2.1	<2.1	<2.1
NaDONA	--	<2.1	<2.1	<2.1
N-ethyl perfluorooctane sulfonamidoacetic acid	--	<20	<20	<20
N-ethylperfluoro-1-octanesulfonamide	--	<37	<2	<2
N-methyl perfluoro-1-octanesulfonamide	--	<35	<2	<2
N-methyl perfluorooctane sulfonamidoacetic acid	--	<20	<20	<20
Perfluorobutane Sulfonic Acid	--	<2	<2	<2
Perfluorobutanoic Acid	--	<3.3	14 J	7.1 J
Perfluorodecane Sulfonic Acid	--	<2	<2	<2
Perfluorodecanoic Acid	--	<2	<2	<2
Perfluorododecane sulfonic acid (PFDoS)	--	<2	<2	<2
Perfluorododecanoic Acid	--	<2	<2	<2
Perfluoroheptane sulfonic acid (PFHpS)	--	<2	<2	<2
Perfluoroheptanoic Acid	--	2.4	5.1	9.2
Perfluorohexadecanoic acid (PFHxDA)	--	<2 UJ	<2 UJ	<2 UJ
Perfluorohexane Sulfonic Acid	--	<2	<2	2.6
Perfluorohexanoic Acid	--	3.5	5.2	11
Perfluorononanesulfonic acid	--	<2	<2	<2
Perfluorononanoic Acid	--	<2	<2	<2
Perfluorooctadecanoic acid	--	<2 UJ	<2 UJ	<2 UJ
Perfluorooctane Sulfonamide	--	<2	<2	<2
Perfluoropentane sulfonic acid (PFPeS)	--	<2	<2	<2
Perfluoropentanoic Acid	--	3.6	3.7 J	11
Perfluorotetradecanoic Acid	--	<2	<2	<2
Perfluorotridecanoic Acid	--	<2	<2	<2
Perfluoroundecanoic Acid	--	<2	<2	<2
PFOA	--	<2	2.8	5.4
PFOS	--	<2	<2	6.4

Notes:

* - Total Table 3+ was calculated including J qualified data but not non-detect data. The total Table 3+ sum is rounded to two significant figures.
Bold - Analyte detected above associated reporting limit
EPA - Environmental Protection Agency
B - Not detected substantially above the level reported in the laboratory or field blanks.
J - Analyte detected. Reported value may not be accurate or precise
ND - No Table 3+ compounds were detected above their associated reporting limits.
ng/L - nanograms per liter
QA/QC - Quality assurance/ quality control
SOP - standard operating procedure
UJ - Analyte not detected. Reporting limit may not be accurate or precise.

-- - No data reported
< - Analyte not detected above associated reporting limit.

**TABLE 5
ANALYTICAL RESULTS - ALL SAMPLING EVENTS
Chemours Fayetteville Works, North Carolina**

Location ID	18				
Sampling Event	August 2019		October 2019	December 2019	January 2020
Field Sample ID	STW-LOC18-082119-3	STW-LOC18-082119-4	STW-LOC18-100919	STW-LOC-18-122019	STW-LOC18-012920
Date Sampled	8/21/2019	8/21/2019	10/9/2019	12/20/2019	1/29/2020
Analytical Laboratory	TestAmerica	TestAmerica	TestAmerica	TestAmerica	TestAmerica
QA/QC	--	--	--	--	--
Table 3+ Lab SOP (ng/L)					
HFPO-DA (EPA Method 537 Mod)	7.6	120	16	12 B	6 J
PFMOAA	<5	<5	<5 UJ	<5	<5
PFO2HxA	3.8	20	5.5 J	3.9 J	3.7 J
PFO3OA	<2	5.1	<2	<2	<2
PFO4DA	<2	3.2	<2	<2	<2
PFO5DA	<2	<2	<2 UJ	<2	<2 UJ
PMPA	21	64 J	<10 UJ	19 B	<10 UJ
PEPA	<20	26	<20	<20	<20 UJ
PFESA-BP1	<2	5	<2	<2	<2
PFESA-BP2	<2	6.4	<2	<2	<2
Byproduct 4	2.3 J	53 J	13 J	7.7 J	<2
Byproduct 5	<2	22 J	<2	6.2 J	<2
Byproduct 6	<2	<2	<2	<2	<2
NVHOS	4.4	6.4	<2 UJ	<2 UJ	<2 UJ
EVE Acid	<2	<2	<2	<2	<2
Hydro-EVE Acid	<2	2.3	<2	<2	<2
R-EVE	3.2 J	26 J	2.4 J	5.2 J	<2
PES	<2	<2	<2	<2	<2
PFECA B	<2	<2	<2	<2	<2
PFECA-G	<2	<2	<2	<2	<2
Total Table 3+ Compounds*	42	360	37	54	9.7
Other PFAS (ng/L)					
10:2 Fluorotelomer sulfonate	<2	<2	<2	<2	<2
F-53B Minor (11Cl-PF3OUdS)	<2	<2	<2	<2	<2
1H,1H,2H,2H-perfluorodecanesulfonate (8:2 FTS)	<20	<20	<20	<20	<20
1H,1H,2H,2H-perfluorohexanesulfonate (4:2 FTS)	<20	<20	<20	<49	<20
2-(N-ethyl perfluoro-1-octanesulfonamido)-ethanol	<2	<2	<2	<2	<2
2-(N-methyl perfluoro-1-octanesulfonamido)-ethanol	<4	<4 UJ	<4	<4	<4
6:2 Fluorotelomer sulfonate	<20	<20	<20	<20	<20
F-53B Major (9Cl-PF3ONS)	<2	<2	<2	<2	<2
ADONA	<2.1	<2.1	<2.1	<2.1	<2.1 UJ
NaDONA	<2.1	<2.1	<2.1	<2.1	<2.1 UJ
N-ethyl perfluorooctane sulfonamidoacetic acid	<20	<20	<20	<20	<20
N-ethylperfluoro-1-octanesulfonamide	<2	<2	<2 UJ	<2	<2
N-methyl perfluoro-1-octanesulfonamide	<2	<2	<2	<2	<2
N-methyl perfluorooctane sulfonamidoacetic acid	<20	<20	<20	<20	<20
Perfluorobutane Sulfonic Acid	<2	<2	<2	<2	<2
Perfluorobutanoic Acid	7.9	12 J	17 J	<3.3	110 J
Perfluorodecane Sulfonic Acid	<2	<2	<2	<2	<2
Perfluorodecanoic Acid	<2	<2	<2	<2	<2
Perfluorododecane sulfonic acid (PFDoS)	<2	<2	<2	<2	<2
Perfluorododecanoic Acid	2	<2	<2	<2	<2
Perfluoroheptane sulfonic acid (PFHpS)	<2	<2	<2	<2	<2
Perfluoroheptanoic Acid	8.9	6.3	22	2.8	<2
Perfluorohexadecanoic acid (PFHxDA)	<2 UJ	<2	<2 UJ	<8.3	<89 UJ
Perfluorohexane Sulfonic Acid	2.5	<2	5.4	<2	<2
Perfluorohexanoic Acid	12	7.6	29	3.2	<2 UJ
Perfluorononanesulfonic acid	<2	<2	<2	<2	<2
Perfluorononanoic Acid	<2	<2	<2	<2	<2
Perfluorooctadecanoic acid	<2 UJ	<2	<2 UJ	<2	<2
Perfluorooctane Sulfonamide	<2	<2	<2	<2	<2
Perfluoropentane sulfonic acid (PFPeS)	<2	<2	<2	<2	<2
Perfluoropentanoic Acid	11	7.3	27 J	3.4	<49 UJ
Perfluorotetradecanoic Acid	<2	<2	<2 UJ	<2	<2 UJ
Perfluorotridecanoic Acid	<2	<2	<2	<2	<2
Perfluoroundecanoic Acid	<2	<2	<2	<2	<2
PFOA	5.1	4.2	6.7	3.3	<2
PFOS	7.6	4.1	10	2.8	<2

Notes:

* - Total Table 3+ was calculated including J qualified data but not non-detect data. The total Table 3+ sum is rounded to two significant figures.
Bold - Analyte detected above associated reporting limit
EPA - Environmental Protection Agency
B - Not detected substantially above the level reported in the laboratory or field blanks.
J - Analyte detected. Reported value may not be accurate or precise
ND - No Table 3+ compounds were detected above their associated reporting limits.
ng/L - nanograms per liter
QA/QC - Quality assurance/ quality control
SOP - standard operating procedure
UJ - Analyte not detected. Reporting limit may not be accurate or precise.
-- - No data reported
< - Analyte not detected above associated reporting limit.

**TABLE 5
ANALYTICAL RESULTS - ALL SAMPLING EVENTS
Chemours Fayetteville Works, North Carolina**

Location ID	19A					
Sampling Event	April 2019	June 2019	August 2019	October 2019	December 2019	January 2020
Field Sample ID	DSTW-LOC19A-042419	STW-LOC-19A-062719	STW-LOC19A-082119	STW-LOC19A-100919	STW-LOC-19A-122019	STW-LOC19A-012920
Date Sampled	04/24/2019	06/27/2019	8/21/2019	10/9/2019	12/20/2019	1/29/2020
Analytical Laboratory	TestAmerica	TestAmerica	TestAmerica	TestAmerica	TestAmerica	TestAmerica
QA/QC	--	--	--	--	--	--
Table 3+ Lab SOP (ng/L)						
HFPO-DA (EPA Method 537 Mod)	30 J	4.5 J	18	7.3	380	19 J
PFMOAA	<5 UJ	<5 UJ	<5	<5	16	8.7 J
PFO2HxA	4.8 J	2.6 J	5.1	7.1	35	9.3
PFO3OA	<2 UJ	<2 UJ	<2	<2 UJ	9.7	2.9
PFO4DA	<2 UJ	<2 UJ	<2	<2 UJ	4 J	<2
PFO5DA	<2 UJ	<2 UJ	<2	<2 UJ	<2	<2
PMPA	27 J	<10 UJ	21	19	340	27
PEPA	<20 UJ	<20 UJ	<20	<20	180	<20
PFESA-BP1	<2 UJ	<2 UJ	4.5	<2	<2	2.3
PFESA-BP2	<2 UJ	<2 UJ	<2	<2	<2	<2
Byproduct 4	<2 UJ	<2 UJ	<2 UJ	<2 UJ	<2	<2
Byproduct 5	<2 UJ	<2 UJ	<2	<2 UJ	11 J	4.8 J
Byproduct 6	<2 UJ	<2 UJ	<2	<2	<2	<2
NVHOS	<2 UJ	<2 UJ	<2	2.1	2.2	<2
EVE Acid	<2 UJ	<2 UJ	<2	<2	<2	<2
Hydro-EVE Acid	<2 UJ	<2 UJ	<2	<2	2.4	<2
R-EVE	<2 UJ	<2 UJ	<2	<2 UJ	4.1	<2
PES	<2 UJ	<2 UJ	<2	<2	<2	<2
PFECA B	<2 UJ	<2 UJ	<2	<2	<2	<2
PFECA-G	<2 UJ	<2 UJ	<2 UJ	<2 UJ	<2 UJ	<2
Total Table 3+ Compounds*	62	7.1	49	36	980	74
Other PFAS (ng/L)						
10:2 Fluorotelomer sulfonate	<2.0	<2	<2	<2	<2	<2 UJ
F-53B Minor (11Cl-PF3OUdS)	--	--	<2	<2	<2	<2 UJ
1H,1H,2H,2H-perfluorodecanesulfonate (8:2 FTS)	<20	<20	<20	<20	<20	<20 UJ
1H,1H,2H,2H-perfluorohexanesulfonate (4:2 FTS)	<20	<20	<20	<20	<20	<20 UJ
2-(N-ethyl perfluoro-1-octanesulfonamido)-ethanol	<60	<60	<2	<2	<2	<2 UJ
2-(N-methyl perfluoro-1-octanesulfonamido)-ethanol	<110	<110	<4	<4	<4	<4 UJ
6:2 Fluorotelomer sulfonate	<20 UJ	<20 UJ	<20	<20	<20	<20 UJ
F-53B Major (9Cl-PF3ONS)	--	--	<2	<2	<2	<2 UJ
ADONA	<2.1 UJ	<2.1 UJ	<2.1	<2.1	<2.1	<2.1 UJ
NaDONA	<2.1 UJ	<2.1 UJ	<2.1	<2.1	<2.1	<2.1 UJ
N-ethyl perfluorooctane sulfonamidoacetic acid	<20	<20	<20	<20	<20	<20 UJ
N-ethylperfluoro-1-octanesulfonamide	<37 UJ	<37	<2	<2	<2	<2 UJ
N-methyl perfluoro-1-octanesulfonamide	<35 UJ	<35	<2	<2	<2	<2 UJ
N-methyl perfluorooctane sulfonamidoacetic acid	<20	<20	<20	<20	<20	<20 UJ
Perfluorobutane Sulfonic Acid	<2.0 UJ	<2	<2	<2	<2	<2 UJ
Perfluorobutanoic Acid	4.3 J	2.4 J	2.9	6	3.2	8.6 J
Perfluorodecane Sulfonic Acid	<2.0 UJ	<2	<2	<2	<2	<2 UJ
Perfluorodecanoic Acid	<2.0 UJ	<2	<2	<2	<2	<2 UJ
Perfluorododecane sulfonic acid (PFDoS)	<2.0 UJ	<2	<2	<2	<2	<2 UJ
Perfluorododecanoic Acid	<2.0 UJ	<2	<2	<2	<2	<2 UJ
Perfluoroheptane sulfonic acid (PFHpS)	<2.0 UJ	<2	<2	<2	<2	<2 UJ
Perfluoroheptanoic Acid	<2.0 UJ	3.3 J	5.1	9.5	3.5	2.9 J
Perfluorohexadecanoic acid (PFHxDA)	<2.0 UJ	<2 UJ	<2 UJ	<2 UJ	<2	<2 UJ
Perfluorohexane Sulfonic Acid	<2.0 UJ	<2	<2	<2	<2	<2 UJ
Perfluorohexanoic Acid	<2.0 UJ	6.1 J	6.8	15	7.8	4.3 J
Perfluorononanesulfonic acid	<2.0 UJ	<2	<2	<2	<2	<2 UJ
Perfluorononanoic Acid	<2.0 UJ	<2	<2	<2	3.1 B	<2 UJ
Perfluorooctadecanoic acid	<2.0 UJ	<2 UJ	<2 UJ	<2 UJ	<2	<2 UJ
Perfluorooctane Sulfonamide	<2.0 UJ	<2	<2	<2	<2	<2 UJ
Perfluoropentane sulfonic acid (PFPeS)	<2.0 UJ	<2	<2	<2	<2	<2 UJ
Perfluoropentanoic Acid	2.6 J	5.3	7.1	15	6.3	3.2 J
Perfluorotetradecanoic Acid	<2.0 UJ	<2 UJ	<2	<2 UJ	<2	<2 UJ
Perfluorotridecanoic Acid	<2.0 UJ	<2	<2	<2	46 B	<2 UJ
Perfluoroundecanoic Acid	<2.0 UJ	<2	<2	<2	15 B	<2 UJ
PFOA	2.6 J	3.1 J	3.7	3.3	14	4.4 J
PFOS	<2.0 UJ	<2	2.4	2.5	<2	7 J

Notes:

- * - Total Table 3+ was calculated including J qualified data but not non-detect data. The total Table 3+ sum is rounded to two significant figures.
- Bold** - Analyte detected above associated reporting limit
- EPA - Environmental Protection Agency
- B - Not detected substantially above the level reported in the laboratory or field blanks.
- J - Analyte detected. Reported value may not be accurate or precise
- ND - No Table 3+ compounds were detected above their associated reporting limits.
- ng/L - nanograms per liter
- QA/QC - Quality assurance/ quality control
- SOP - standard operating procedure
- UJ - Analyte not detected. Reporting limit may not be accurate or precise.

- - No data reported
- < - Analyte not detected above associated reporting limit.

**TABLE 5
ANALYTICAL RESULTS - ALL SAMPLING EVENTS
Chemours Fayetteville Works, North Carolina**

Location ID	19B					
Sampling Event	April 2019	June 2019	August 2019	October 2019	December 2019	January 2020
Field Sample ID	DSTW-LOC19B-042419	STW-LOC-19B-062719	STW-LOC19B-082119	STW-LOC19B-100919	STW-LOC-19B-122019	STW-LOC19B-012920
Date Sampled	04/24/2019	06/27/2019	8/21/2019	10/9/2019	12/20/2019	1/29/2020
Analytical Laboratory	TestAmerica	TestAmerica	TestAmerica	TestAmerica	TestAmerica	TestAmerica
QA/QC	--	--	--	--	--	--
Table 3+ Lab SOP (ng/L)						
HFPO-DA (EPA Method 537 Mod)	22	9.6	26	5.9	22 B	75
PFMOAA	<5 UJ	<5 UJ	<5	<5	5.6	14 J
PFO2HxA	9.8 J	3.1 J	5.3	3.9	4.3	230
PFO3OA	<2 UJ	<2 UJ	<2	<2	<2	19
PFO4DA	<2 UJ	<2 UJ	<2	<2 UJ	<2	<2
PFO5DA	<2 UJ	<2 UJ	<2	<2 UJ	<2	<2
PMPA	39 J	<10 UJ	26	12	35 B	120
PEPA	<20 UJ	<20 UJ	<20	<20	<20	46
PFESA-BP1	<2 UJ	<2 UJ	5	<2	<2	2.9
PFESA-BP2	<2 UJ	21 J	2.6	2.2	<2	<2
Byproduct 4	6.5 J	<2 UJ	<2	<2 UJ	<2	<2
Byproduct 5	3.5 J	<2 UJ	<2	<2	2.2	5.3 J
Byproduct 6	<2 UJ	<2 UJ	<2	<2	<2	<2
NVHOS	<2 UJ	<2 UJ	3	3.2	<2	<2
EVE Acid	<2 UJ	<2 UJ	<2	<2	<2	<2
Hydro-EVE Acid	<2 UJ	<2 UJ	<2	<2	<2	<2
R-EVE	5.3 J	<2 UJ	<2	<2	<2	<2
PES	<2 UJ	<2 UJ	<2	<2	<2	<2
PFECA B	<2 UJ	<2 UJ	<2	<2	<2	<2
PFECA-G	<2 UJ	<2 UJ	<2 UJ	<2 UJ	<2 UJ	<2
Total Table 3+ Compounds*	86	34	68	27	69	510
Other PFAS (ng/L)						
10:2 Fluorotelomer sulfonate	<2.0	<2	<2	<2	<2	<2
F-53B Minor (11Cl-PF3OUdS)	--	--	<2	<2	<2	<2
1H,1H,2H,2H-perfluorodecanesulfonate (8:2 FTS)	<20	<20	<20	<20	<20	<20
1H,1H,2H,2H-perfluorohexanesulfonate (4:2 FTS)	<20	<20	<20	<20	<20	<20
2-(N-ethyl perfluoro-1-octanesulfonamido)-ethanol	<60	<60	<2	<2	<2	<2
2-(N-methyl perfluoro-1-octanesulfonamido)-ethanol	<110	<110	<4	<4	<4	<4
6:2 Fluorotelomer sulfonate	<20	<20	<20	<20	<20	<20
F-53B Major (9Cl-PF3ONS)	--	--	<2	<2	<2	<2
ADONA	<2.1	<2.1	<2.1	<2.1	<2.1	<2.1
NaDONA	<2.1	<2.1	<2.1	<2.1	<2.1	<2.1
N-ethyl perfluorooctane sulfonamidoacetic acid	<20	<20	<20	<20	<20	<20
N-ethylperfluoro-1-octanesulfonamide	<37 UJ	<37	<2	<2	<2	<2
N-methyl perfluoro-1-octanesulfonamide	<35 UJ	<35	<2	<2	<2	<2
N-methyl perfluorooctane sulfonamidoacetic acid	<20	<20	<20	<20	<20	<20
Perfluorobutane Sulfonic Acid	<2	<2	<2	2.3	<2	<2
Perfluorobutanoic Acid	4.4	3	4.6	7.2	2.2	5.9
Perfluorodecane Sulfonic Acid	<2	<2	<2	<2	<2	<2
Perfluorodecanoic Acid	<2	<2	<2	<2	<2	<2
Perfluorododecane sulfonic acid (PFDoS)	<2	<2	<2	<2	<2	<2
Perfluorododecanoic Acid	<2	<2	<2	<2	<2	<2
Perfluoroheptane sulfonic acid (PFHpS)	<2	<2	<2	<2	<2	<2
Perfluoroheptanoic Acid	2.2	4	7.9	12	2.7	3.5
Perfluorohexadecanoic acid (PFHxDA)	<2	<2 UJ	<2 UJ	6.2 J	<2 UJ	<2
Perfluorohexane Sulfonic Acid	<2	<2	<2	2.3	<2	<2
Perfluorohexanoic Acid	3.4	6.8	11	18	5.2	5.8
Perfluorononanesulfonic acid	<2	<2	<2	<2	<2	<2
Perfluorononanoic Acid	<2	<2	<2	<2	<2	<2
Perfluorooctadecanoic acid	<2	<2 UJ	<2 UJ	<2 UJ	<2 UJ	<2
Perfluorooctane Sulfonamide	<2	<2	<2	<2	<2	<2
Perfluoropentane sulfonic acid (PFPeS)	<2	<2	<2	<2	<2	<2
Perfluoropentanoic Acid	3.6	6	11	18	3.9	7.9
Perfluorotetradecanoic Acid	<2	<2	<2	<2	<2	<2
Perfluorotridecanoic Acid	<2	<2	<2	<2	<2	<2
Perfluoroundecanoic Acid	<2	<2	<2	<2	<2	<2
PFOA	4.9	3.1	30	4.4	<2	3.2
PFOS	3.2	2.2	2.1	3.4	2.4	<2

Notes:

- * - Total Table 3+ was calculated including J qualified data but not non-detect data. The total Table 3+ sum is rounded to two significant figures.
- Bold** - Analyte detected above associated reporting limit
- EPA - Environmental Protection Agency
- B - Not detected substantially above the level reported in the laboratory or field blanks.
- J - Analyte detected. Reported value may not be accurate or precise
- ND - No Table 3+ compounds were detected above their associated reporting limits.
- ng/L - nanograms per liter
- QA/QC - Quality assurance/ quality control
- SOP - standard operating procedure
- UJ - Analyte not detected. Reporting limit may not be accurate or precise.

-- - No data reported
< - Analyte not detected above associated reporting limit.

**TABLE 5
ANALYTICAL RESULTS - ALL SAMPLING EVENTS
Chemours Fayetteville Works, North Carolina**

Location ID	20		
Sampling Event	April 2019		June 2019
Field Sample ID	DSTW-LOC20-042419	DSTW-LOC20-042419-D	STW-LOC20-062819
Date Sampled	04/24/2019	04/24/2019	06/28/2019
Analytical Laboratory	TestAmerica	TestAmerica	TestAmerica
QA/QC	--	Field Duplicate	--
Table 3+ Lab SOP (ng/L)			
HFPO-DA (EPA Method 537 Mod)	61	63	50
PFMOAA	53 J	56 J	48
PFO2HxA	30 J	31 J	28
PFO3OA	6.9 J	6.7 J	9.3
PFO4DA	3.7 J	3.5 J	8.7
PFO5DA	<2 UJ	<2 UJ	20
PMPA	37 J	35 J	30
PEPA	<20 UJ	<20 UJ	<20
PFESA-BP1	5.3 J	5.5 J	260
PFESA-BP2	7.8 J	7.9 J	110
Byproduct 4	28 J	27 J	69 J
Byproduct 5	68 J	68 J	390 J
Byproduct 6	<2 UJ	<2 UJ	2
NVHOS	2.9 J	2.4 J	14
EVE Acid	2 J	<2 UJ	7.3
Hydro-EVE Acid	<2 UJ	<2 UJ	<2
R-EVE	6.6 J	7.8 J	12 J
PES	<2 UJ	<2 UJ	<2
PFECA B	<2 UJ	<2 UJ	<2
PFECA-G	<2 UJ	<2 UJ	<2
Total Table 3+ Compounds*	310	310	1,100
Other PFAS (ng/L)			
10:2 Fluorotelomer sulfonate	<2.0	<2.0	<2
F-53B Minor (11Cl-PF3OUdS)	--	--	--
1H,1H,2H,2H-perfluorodecanesulfonate (8:2 FTS)	<20	<20	<20
1H,1H,2H,2H-perfluorohexanesulfonate (4:2 FTS)	<20	<20	<20
2-(N-ethyl perfluoro-1-octanesulfonamido)-ethanol	<60	<60	<2
2-(N-methyl perfluoro-1-octanesulfonamido)-ethanol	<110	<110	<2
6:2 Fluorotelomer sulfonate	<20	<20	<20
F-53B Major (9Cl-PF3ONS)	--	--	--
ADONA	<2.1	<2.1	<2.1
NaDONA	<2.1	<2.1	<2.1
N-ethyl perfluorooctane sulfonamidoacetic acid	<20	<20	<20
N-ethylperfluoro-1-octanesulfonamide	<37	<37	<2
N-methyl perfluoro-1-octanesulfonamide	<35	<35	<2
N-methyl perfluorooctane sulfonamidoacetic acid	<20	<20	<20
Perfluorobutane Sulfonic Acid	2.2	2.2	3.8
Perfluorobutanoic Acid	6.5	5.9	8.8
Perfluorodecane Sulfonic Acid	<2.0	<2.0	<2
Perfluorodecanoic Acid	<2.0	<2.0	<2
Perfluorododecane sulfonic acid (PFDoS)	<2.0	<2.0	<2
Perfluorododecanoic Acid	<2.0	<2.0	<2
Perfluoroheptane sulfonic acid (PFHpS)	<2.0	<2.0	<2
Perfluoroheptanoic Acid	7.1	7	15
Perfluorohexadecanoic acid (PFHxDA)	<2.0	<2.0	<2
Perfluorohexane Sulfonic Acid	3.5	3.5	5.8
Perfluorohexanoic Acid	7.8	7.7	23
Perfluorononanesulfonic acid	<2.0	<2.0	<2
Perfluorononanoic Acid	<2.0	<2.0	<2
Perfluorooctadecanoic acid	<2.0 UJ	<2.0	<2
Perfluorooctane Sulfonamide	<2.0	<2.0	<2
Perfluoropentane sulfonic acid (PFPeS)	<2.0	<2.0	<2
Perfluoropentanoic Acid	6.7	7.6	17
Perfluorotetradecanoic Acid	<2.0	<2.0	<2
Perfluorotridecanoic Acid	<2.0	<2.0	<2
Perfluoroundecanoic Acid	<2.0	<2.0	<2
PFOA	8.7	8.5	9.3
PFOS	13	13	15

Notes:

- * - Total Table 3+ was calculated including J qualified data but not non-detect data. The total Table 3+ sum is rounded to two significant figures.
- Bold** - Analyte detected above associated reporting limit
- EPA - Environmental Protection Agency
- B - Not detected substantially above the level reported in the laboratory or field blanks.
- J - Analyte detected. Reported value may not be accurate or precise
- ND - No Table 3+ compounds were detected above their associated reporting limits.
- ng/L - nanograms per liter
- QA/QC - Quality assurance/ quality control
- SOP - standard operating procedure
- UJ - Analyte not detected. Reporting limit may not be accurate or precise.

- - No data reported
- < - Analyte not detected above associated reporting limit.

**TABLE 5
ANALYTICAL RESULTS - ALL SAMPLING EVENTS
Chemours Fayetteville Works, North Carolina**

Location ID	20			
Sampling Event	August 2019		October 2019	
Field Sample ID	STW-LOC20-082219	STW-LOC20-082219-D	STW-LOC20-101019	STW-LOC20-100919-D
Date Sampled	8/22/2019	8/22/2019	10/10/2019	10/10/2019
Analytical Laboratory	TestAmerica	TestAmerica	TestAmerica	TestAmerica
QA/QC	--	Field Duplicate	--	Field Duplicate
Table 3+ Lab SOP (ng/L)				
HFPO-DA (EPA Method 537 Mod)	49 J	71 J	30 J	34
PFMOAA	650 J	630	24 J	21 J
PFO2HxA	210 J	210	18	19
PFO3OA	71	71	5.7	5.7
PFO4DA	44	46	4.3	4.6
PFO5DA	19	22	7.6 J	7.3 J
PMPA	39	46	34	27
PEPA	<20	<20	<20	<20
PFESA-BP1	39	40	17	16
PFESA-BP2	70	67	46	41
Byproduct 4	63 J	74 J	31 J	18 J
Byproduct 5	540 J	640 J	190 J	160 J
Byproduct 6	<2	<2	<2	<2
NVHOS	28	28	13 J	8.7 J
EVE Acid	8.6	8.3	3.8	3.3
Hydro-EVE Acid	6.4	6.3	<2	<2
R-EVE	11 J	12 J	6.9 J	5.4 J
PES	<2	<2	<2	<2
PFECA B	<2	<2	<2	<2
PFECA-G	<2	<2	<2	<2
Total Table 3+ Compounds*	1,800	2,000	430	370
Other PFAS (ng/L)				
10:2 Fluorotelomer sulfonate	<2	<2	<2	<2
F-53B Minor (11Cl-PF3OUdS)	<2	<2	<2	<2
1H,1H,2H,2H-perfluorodecanesulfonate (8:2 FTS)	<20	<20	<20	<20
1H,1H,2H,2H-perfluorohexanesulfonate (4:2 FTS)	<20	<20	<20	<20
2-(N-ethyl perfluoro-1-octanesulfonamido)-ethanol	<2	<2	<2	<2
2-(N-methyl perfluoro-1-octanesulfonamido)-ethanol	<4	<4	<4	<4
6:2 Fluorotelomer sulfonate	<20	<20	<20	<20
F-53B Major (9Cl-PF3ONS)	<2	<2	<2	<2
ADONA	<2.1	<2.1	<2.1	<2.1
NaDONA	<2.1	<2.1	<2.1	<2.1
N-ethyl perfluorooctane sulfonamidoacetic acid	<20	<20	<20	<20
N-ethylperfluoro-1-octanesulfonamide	<2	<2	<2	<2
N-methyl perfluoro-1-octanesulfonamide	<2	<2	<2	<2
N-methyl perfluorooctane sulfonamidoacetic acid	<20	<20	<20	<20
Perfluorobutane Sulfonic Acid	4.2	4.2	6.3	6.2
Perfluorobutanoic Acid	10	10	19	24
Perfluorodecane Sulfonic Acid	<2	<2	<2	<2
Perfluorodecanoic Acid	<2	<2	<2 UJ	19 J
Perfluorododecane sulfonic acid (PFDoS)	<2	<2	<2	<2
Perfluorododecanoic Acid	<2	<2	<2	3
Perfluoroheptane sulfonic acid (PFHpS)	<2	<2	<2	<2
Perfluoroheptanoic Acid	20	20	34 J	100 J
Perfluorohexadecanoic acid (PFHxDA)	<2	<2	<2	<2
Perfluorohexane Sulfonic Acid	5.9	6.3	8.6	8.7
Perfluorohexanoic Acid	26	27	48 J	92 J
Perfluorononanesulfonic acid	<2	<2	<2	<2
Perfluorononanoic Acid	<2	<2	<2 UJ	40 J
Perfluorooctadecanoic acid	<2	<2	<2	<2
Perfluorooctane Sulfonamide	<2	<2	<2	<2
Perfluoropentane sulfonic acid (PFPeS)	<2	<2	<2	<2
Perfluoropentanoic Acid	27	26	47	65
Perfluorotetradecanoic Acid	<2	<2	<2	<2
Perfluorotridecanoic Acid	<2	<2	<2	<2
Perfluoroundecanoic Acid	<2	<2	<2	8.3
PFOA	10	9.5	11 J	50 J
PFOS	14	14	15	14

Notes:

- * - Total Table 3+ was calculated including J qualified data but not non-detect data. The total Table 3+ sum is rounded to two significant figures.
- Bold** - Analyte detected above associated reporting limit
- EPA - Environmental Protection Agency
- B - Not detected substantially above the level reported in the laboratory or field blanks.
- J - Analyte detected. Reported value may not be accurate or precise
- ND - No Table 3+ compounds were detected above their associated reporting limits.
- ng/L - nanograms per liter
- QA/QC - Quality assurance/ quality control
- SOP - standard operating procedure
- UJ - Analyte not detected. Reporting limit may not be accurate or precise.
- - No data reported
- < - Analyte not detected above associated reporting limit.

**TABLE 5
ANALYTICAL RESULTS - ALL SAMPLING EVENTS
Chemours Fayetteville Works, North Carolina**

Location ID	20			
Sampling Event	December 2019		January 2020	
Field Sample ID	STW-LOC-20-122019	STW-LOC-20-122019-D	STW-LOC20-012920	STW-LOC20-012920-D
Date Sampled	12/20/2019	12/20/2019	1/29/2020	1/29/2020
Analytical Laboratory	TestAmerica	TestAmerica	TestAmerica	TestAmerica
QA/QC	--	Field Duplicate	--	Field Duplicate
Table 3+ Lab SOP (ng/L)				
HFPO-DA (EPA Method 537 Mod)	42	47	89 J	66 J
PFMOAA	22	20	35 J	31
PFO2HxA	11	11	37	36
PFO3OA	2.7	2.8	3.1	3
PFO4DA	<2	<2	2.1	2.1
PFO5DA	2.2	<2	<2	<2
PMPA	33 B	32 B	27	31
PEPA	<20	<20	<20	<20
PFESA-BP1	5.3	5.5	18	18
PFESA-BP2	2.2	2.1	2.9	2.8
Byproduct 4	7.7 J	6.3 J	21 J	22 J
Byproduct 5	49 J	44 J	85 J	82 J
Byproduct 6	<2	<2	<2	<2
NVHOS	2.4	2.2	2.6	2.3
EVE Acid	<2	<2	<2	<2
Hydro-EVE Acid	<2	<2	<2	<2
R-EVE	4 J	3.3 J	<2	7.5 J
PES	<2	<2	<2	<2
PFECA B	<2	<2	<2	<2
PFECA-G	<2	<2	<2	<2
Total Table 3+ Compounds*	180	180	320	300
Other PFAS (ng/L)				
10:2 Fluorotelomer sulfonate	<2	<2	<2	<2
F-53B Minor (11Cl-PF3OUdS)	<2	<2	<2	<2
1H,1H,2H,2H-perfluorodecanesulfonate (8:2 FTS)	<20	<20	<20	<20
1H,1H,2H,2H-perfluorohexanesulfonate (4:2 FTS)	<20	<20	<20	<20
2-(N-ethyl perfluoro-1-octanesulfonamido)-ethanol	<2	<2	<2	<2
2-(N-methyl perfluoro-1-octanesulfonamido)-ethanol	<4	<4	<4	<4
6:2 Fluorotelomer sulfonate	<20	<20	<20	<20
F-53B Major (9Cl-PF3ONS)	<2	<2	<2	<2
ADONA	<2.1	<2.1	<2.1	<2.1
NaDONA	<2.1	<2.1	<2.1	<2.1
N-ethyl perfluorooctane sulfonamidoacetic acid	<20	<20	<20	<20
N-ethylperfluoro-1-octanesulfonamide	<2	<2	<2	<2
N-methyl perfluoro-1-octanesulfonamide	<2	<2	<2	<2
N-methyl perfluorooctane sulfonamidoacetic acid	<20	<20	<20	<20
Perfluorobutane Sulfonic Acid	3	3	2.2	2.2
Perfluorobutanoic Acid	5.4	4.5	3.8	3.2
Perfluorodecane Sulfonic Acid	<2	<2	<2	<2
Perfluorodecanoic Acid	<2	<2	<2	<2
Perfluorododecane sulfonic acid (PFDoS)	<2	<2	<2	<2
Perfluorododecanoic Acid	<2	<2	<2	<2
Perfluoroheptane sulfonic acid (PFHpS)	<2	<2	<2	<2
Perfluoroheptanoic Acid	8.8	8.8	4.1	4
Perfluorohexadecanoic acid (PFHxDA)	<2	<2	<2	<2
Perfluorohexane Sulfonic Acid	3.2	3.4	2.5	2.5
Perfluorohexanoic Acid	15	15	5.5	5.6
Perfluorononanesulfonic acid	<2	<2	<2	<2
Perfluorononanoic Acid	<2	<2	<2	<2
Perfluorooctadecanoic acid	<2 UJ	<2	<2	<2
Perfluorooctane Sulfonamide	<2	<2	<2	<2
Perfluoropentane sulfonic acid (PFPeS)	<2	<2	<2	<2
Perfluoropentanoic Acid	11	11	5.9	5.7
Perfluorotetradecanoic Acid	<2	<2	<2	<2
Perfluorotridecanoic Acid	<2	<2	<2	<2
Perfluoroundecanoic Acid	<2	<2	<2	<2
PFOA	5.7	5.9	4.3	4.2
PFOS	7.9	8	6.6	6.5

Notes:

* - Total Table 3+ was calculated including J qualified data but not non-detect data. The total Table 3+ sum is rounded to two significant figures.
Bold - Analyte detected above associated reporting limit
EPA - Environmental Protection Agency
B - Not detected substantially above the level reported in the laboratory or field blanks.
J - Analyte detected. Reported value may not be accurate or precise
ND - No Table 3+ compounds were detected above their associated reporting limits.
ng/L - nanograms per liter
QA/QC - Quality assurance/ quality control
SOP - standard operating procedure
UJ - Analyte not detected. Reporting limit may not be accurate or precise.

-- No data reported
< - Analyte not detected above associated reporting limit.

**TABLE 5
ANALYTICAL RESULTS - ALL SAMPLING EVENTS
Chemours Fayetteville Works, North Carolina**

Location ID	21A					
Sampling Event	April 2019	June 2019	August 2019	October 2019	December 2019	January 2020
Field Sample ID	DSTW-LOC21A-042419	STW-LOC-21A-062719	STW-LOC21A-082119	STW-LOC21A-100919	STW-LOC-21A-122019	STW-LOC21A-012920
Date Sampled	04/24/2019	06/27/2019	8/21/2019	10/9/2019	12/20/2019	1/29/2020
Analytical Laboratory	TestAmerica	TestAmerica	TestAmerica	TestAmerica	TestAmerica	TestAmerica
QA/QC	--	--	--	--	--	--
Table 3+ Lab SOP (ng/L)						
HFPO-DA (EPA Method 537 Mod)	33	40	57	97	43	31
PFMOAA	11 J	12 J	9.5 J	11 J	21	15 J
PFO2HxA	16 J	15 J	13	28	16	15
PFO3OA	2.9 J	2.9 J	2.4	12	2.6	2.1
PFO4DA	2 J	<2 UJ	<2	9.6	<2	<2
PFO5DA	<2 UJ	<2 UJ	2.2	6.6	2.5	<2
PMPA	43 J	33 J	53	71	54 B	34
PEPA	<20 UJ	<20 UJ	<20	25	23	<20
PFESA-BP1	2.1 J	9.7 J	12	7.7	2.7	<2
PFESA-BP2	<2 UJ	2.2 J	4.9	4.3	<2	<2
Byproduct 4	4.2 J	19 J	31 J	32 J	7.3 J	<2
Byproduct 5	4.1 J	11 J	25 J	17 J	12 J	8.7 J
Byproduct 6	<2 UJ	<2 UJ	<2	<2	<2	<2
NVHOS	<2 UJ	2.5 J	33	8.4	2.1	<2
EVE Acid	<2 UJ	<2 UJ	<2	7.4	<2	<2
Hydro-EVE Acid	<2 UJ	<2 UJ	3.8	3.9	<2	<2
R-EVE	3.4 J	4.1 J	34 J	19 J	5 J	<2
PES	<2 UJ	<2 UJ	<2	<2	<2	<2
PFECA B	<2 UJ	<2 UJ	<2	<2	<2	<2
PFECA-G	<2 UJ	<2 UJ	<2	<2	<2	<2
Total Table 3+ Compounds*	120	150	280	360	190	110
Other PFAS (ng/L)						
10:2 Fluorotelomer sulfonate	<2.0	<2	<2	<2	<2	<2
F-53B Minor (11Cl-PF3OUdS)	--	--	<2	<2	<2	<2
1H,1H,2H,2H-perfluorodecanesulfonate (8:2 FTS)	<20	<20	<20	<20	<20	<20
1H,1H,2H,2H-perfluorohexanesulfonate (4:2 FTS)	<20	<20	<20	<20	<20	<20
2-(N-ethyl perfluoro-1-octanesulfonamido)-ethanol	<60	<60	<2	<2	<2	<2
2-(N-methyl perfluoro-1-octanesulfonamido)-ethanol	<110	<110	<4	<4	<4	<4
6:2 Fluorotelomer sulfonate	<20	<20	<20	<20	<20	<20
F-53B Major (9Cl-PF3ONS)	--	--	<2	<2	<2	<2
ADONA	<2.1	<2.1	<2.1	<2.1	<2.1	<2.1
NaDONA	<2.1	<2.1	<2.1	<2.1	<2.1	<2.1
N-ethyl perfluorooctane sulfonamidoacetic acid	<20	<20	<20	<20	<20	<20
N-ethylperfluoro-1-octanesulfonamide	<37 UJ	<37	<2	<2	<2	<2
N-methyl perfluoro-1-octanesulfonamide	<35 UJ	<35	<2	<2	<2	<2
N-methyl perfluorooctane sulfonamidoacetic acid	<20	<20	<20	<20	<20	<20
Perfluorobutane Sulfonic Acid	2	4	4.5	6.8	2.4	2.6
Perfluorobutanoic Acid	5	9.8	12	17	5	5.2
Perfluorodecane Sulfonic Acid	<2.0	<2	<2	<2	<2	<2
Perfluorodecanoic Acid	<2.0	<2	<2	<2	<2	<2
Perfluorododecane sulfonic acid (PFDoS)	<2.0	<2	<2	<2	<2	<2
Perfluorododecanoic Acid	<2.0	<2	<2	<2	<2	<2
Perfluoroheptane sulfonic acid (PFHpS)	<2.0	<2	<2	<2	<2	<2
Perfluoroheptanoic Acid	3	14	23	31	6.2	5.2
Perfluorohexadecanoic acid (PFHxDA)	<2.0	<2	<2	<2	<2	<2
Perfluorohexane Sulfonic Acid	3	6.2	6	9.8	3.3	3.3
Perfluorohexanoic Acid	4.4	23	29	41	10	8.2
Perfluorononanesulfonic acid	<2.0	<2	<2	<2	<2	<2
Perfluorononanoic Acid	<2.0	<2	<2	2	<2	<2
Perfluorooctadecanoic acid	<2.0	<2	<2	<2	<2	<2
Perfluorooctane Sulfonamide	<2.0	<2	<2	<2	<2	<2
Perfluoropentane sulfonic acid (PFPeS)	<2.0	<2	<2	<2	<2	<2
Perfluoropentanoic Acid	4.8	21	30	40	8.8	7.9
Perfluorotetradecanoic Acid	<2.0	<2	<2	<2	<2	<2
Perfluorotridecanoic Acid	<2.0	<2	<2	<2	<2	<2
Perfluoroundecanoic Acid	<2.0	<2	<2	<2	<2	<2
PFOA	5.6	9.8	10	12	4	4.7
PFOS	9.1	14	16	23	9.4	6.9

Notes:

- * - Total Table 3+ was calculated including J qualified data but not non-detect data. The total Table 3+ sum is rounded to two significant figures.
- Bold** - Analyte detected above associated reporting limit
- EPA - Environmental Protection Agency
- B - Not detected substantially above the level reported in the laboratory or field blanks.
- J - Analyte detected. Reported value may not be accurate or precise
- ND - No Table 3+ compounds were detected above their associated reporting limits.
- ng/L - nanograms per liter
- QA/QC - Quality assurance/ quality control
- SOP - standard operating procedure
- UJ - Analyte not detected. Reporting limit may not be accurate or precise.
- - No data reported
- < - Analyte not detected above associated reporting limit.

**TABLE 5
ANALYTICAL RESULTS - ALL SAMPLING EVENTS
Chemours Fayetteville Works, North Carolina**

Location ID	22		
Sampling Event	April 2019	June 2019	August 2019
Field Sample ID	DSTW-LOC22-042419	STW-LOC-22-062719	STW-LOC22-082119
Date Sampled	04/24/2019	06/27/2019	8/21/2019
Analytical Laboratory	TestAmerica	TestAmerica	TestAmerica
QA/QC	--	--	--
Table 3+ Lab SOP (ng/L)			
HFPO-DA (EPA Method 537 Mod)	170	130 J	140
PFMOAA	<5 UJ	220 J	36 J
PFO2HxA	<2 UJ	540 J	45 J
PFO3OA	3 J	27 J	5.5
PFO4DA	5.3 J	32 J	6.5
PFO5DA	<2 UJ	<6.7 UJ	3.8 J
PMPA	67 J	1,500 J	20 J
PEPA	<20 UJ	210 J	<20
PFESA-BP1	2 J	180 J	47
PFESA-BP2	18 J	150 J	54
Byproduct 4	160 J	500 J	59 J
Byproduct 5	170 J	13,000 J	770 J
Byproduct 6	<2 UJ	23 J	<2
NVHOS	11 J	65 J	13 J
EVE Acid	<2 UJ	<4.9 UJ	<2
Hydro-EVE Acid	2.1 J	<5.6 UJ	3.9
R-EVE	5.2 J	54 J	7.5 J
PES	<2 UJ	<9.2 UJ	<2
PFECA B	<2 UJ	<12 UJ	<2
PFECA-G	<2 UJ	<8.2 UJ	<2 UJ
Total Table 3+ Compounds*	610	17,000	1,200
Other PFAS (ng/L)			
10:2 Fluorotelomer sulfonate	<2.0	<2	<2
F-53B Minor (11Cl-PF3OUdS)	--	--	<2
1H,1H,2H,2H-perfluorodecanesulfonate (8:2 FTS)	<52	<20	<20
1H,1H,2H,2H-perfluorohexanesulfonate (4:2 FTS)	<20	<20	<20
2-(N-ethyl perfluoro-1-octanesulfonamido)-ethanol	<60	<60	<2
2-(N-methyl perfluoro-1-octanesulfonamido)-ethanol	<110	<110	<4
6:2 Fluorotelomer sulfonate	<20	<20	<20
F-53B Major (9Cl-PF3ONS)	--	--	<2
ADONA	<2.1	<2.1 UJ	<2.1
NaDONA	<2.1	<2.1 UJ	<2.1
N-ethyl perfluorooctane sulfonamidoacetic acid	<20	<20	<20
N-ethylperfluoro-1-octanesulfonamide	<37 UJ	<37	<2
N-methyl perfluoro-1-octanesulfonamide	<35 UJ	<35	<2
N-methyl perfluorooctane sulfonamidoacetic acid	<31	<20	<20
Perfluorobutane Sulfonic Acid	<2.0	3.4	<2
Perfluorobutanoic Acid	<3.5 UJ	37 J	5.4 J
Perfluorodecane Sulfonic Acid	<3.2	<2	<2
Perfluorodecanoic Acid	<3.1	2.4	<2
Perfluorododecane sulfonic acid (PFDoS)	<4.5	<2	<2
Perfluorododecanoic Acid	<5.5	<2	<2
Perfluoroheptane sulfonic acid (PFHpS)	<2.0	<2	<2
Perfluoroheptanoic Acid	7.1	12	6.7
Perfluorohexadecanoic acid (PFHxDA)	<8.9	<2	<2
Perfluorohexane Sulfonic Acid	4.5	5.6	<2
Perfluorohexanoic Acid	<5.8	21 J	6.9
Perfluoronanesulfonic acid	<2.0	<2	<2
Perfluoronanoic Acid	<2.7	2.3	<2
Perfluorooctadecanoic acid	<4.6	<2	<2
Perfluorooctane Sulfonamide	<3.5	<2	<2
Perfluoropentane sulfonic acid (PFPeS)	<3.0	<2	<2
Perfluoropentanoic Acid	20	22 J	8
Perfluorotetradecanoic Acid	2.9	<2	<2
Perfluorotridecanoic Acid	<13	<2	<2
Perfluoroundecanoic Acid	<11	<2	<2
PFOA	<8.5	9.8	7.5
PFOS	<5.4	18	3.6

Notes:

* - Total Table 3+ was calculated including J qualified data but not non-detect data. The total Table 3+ sum is rounded to two significant figures.
Bold - Analyte detected above associated reporting limit
EPA - Environmental Protection Agency
B - Not detected substantially above the level reported in the laboratory or field blanks.
J - Analyte detected. Reported value may not be accurate or precise
ND - No Table 3+ compounds were detected above their associated reporting limits.
ng/L - nanograms per liter
QA/QC - Quality assurance/ quality control
SOP - standard operating procedure
UJ - Analyte not detected. Reporting limit may not be accurate or precise.

-- - No data reported
< - Analyte not detected above associated reporting limit.

**TABLE 5
ANALYTICAL RESULTS - ALL SAMPLING EVENTS
Chemours Fayetteville Works, North Carolina**

Location ID	22			
Sampling Event	October 2019		December 2019	January 2020
Field Sample ID	STW-LOC22-100919	STW-LOC22-100919-D	STW-LOC-22-122019	STW-LOC22-012920
Date Sampled	10/9/2019	10/9/2019	12/20/2019	1/29/2020
Analytical Laboratory	TestAmerica	TestAmerica	TestAmerica	TestAmerica
QA/QC	--	Field Duplicate	--	--
Table 3+ Lab SOP (ng/L)				
HFPO-DA (EPA Method 537 Mod)	27	27	<14	<150
PFMOAA	37 J	56 J	25 J	<5 UJ
PFO2HxA	21	23	12 J	10 J
PFO3OA	7.2	8.1	5	3.5
PFO4DA	6.7	8.5	4.1 J	3
PFO5DA	7.1 J	14 J	2.3 J	<2 UJ
PMPA	40	37	<10 UJ	<10 UJ
PEPA	<20	<20	<20 UJ	<20
PFESA-BP1	70	73	25 J	58
PFESA-BP2	63 J	130 J	25 J	18
Byproduct 4	18 J	26 J	28 J	40 J
Byproduct 5	210 J	300 J	490 J	260 J
Byproduct 6	<2	2.3	<2	<2
NVHOS	12	15	2.3 J	<2 UJ
EVE Acid	2.1	2.6	<2	<2
Hydro-EVE Acid	2.5	2.8	<2	<2
R-EVE	5 J	4.5 J	3 J	<2
PES	<2	<2	<2	<2
PFECA B	<2	<2	<2	<2
PFECA-G	<2	<2	<2 UJ	<2
Total Table 3+ Compounds*	530	730	620	390
Other PFAS (ng/L)				
10:2 Fluorotelomer sulfonate	<2	<2	<2	<19
F-53B Minor (11Cl-PF3OUdS)	<2	<2	<2	<32
1H,1H,2H,2H-perfluorodecanesulfonate (8:2 FTS)	<20	<20	<20	<200
1H,1H,2H,2H-perfluorohexanesulfonate (4:2 FTS)	<20	<20	<20	<520
2-(N-ethyl perfluoro-1-octanesulfonamido)-ethanol	<2	<2	<2	<85
2-(N-methyl perfluoro-1-octanesulfonamido)-ethanol	<4	<4	<4	<140
6:2 Fluorotelomer sulfonate	<20	<20	<20	<200
F-53B Major (9Cl-PF3ONS)	<2	<2	<2	<24
ADONA	<2.1	<2.1	<2.1	<19
NaDONA	<2.1	<2.1	<2.1	<19
N-ethyl perfluorooctane sulfonamidoacetic acid	<20	<20	<20	<190
N-ethylperfluoro-1-octanesulfonamide	<2	<2	<2	<87
N-methyl perfluoro-1-octanesulfonamide	<2	<2	<2	<43
N-methyl perfluorooctane sulfonamidoacetic acid	<20	<20	<20	<310
Perfluorobutane Sulfonic Acid	3.7	3.6	<2	<20
Perfluorobutanoic Acid	16 J	18 J	130 J	79
Perfluorodecane Sulfonic Acid	<2	<2	<2	<32
Perfluorodecanoic Acid	<2	<2	<2	<31
Perfluorododecane sulfonic acid (PFDoS)	<2	<2	<2	<45
Perfluorododecanoic Acid	<2	<2	<2	<55
Perfluoroheptane sulfonic acid (PFHpS)	<2	<2	<2	<19
Perfluoroheptanoic Acid	24	24	4.1 J	<25
Perfluorohexadecanoic acid (PFHxDA)	<2	<2	<2 UJ	<89
Perfluorohexane Sulfonic Acid	6.1	6.2	<2	28
Perfluorohexanoic Acid	34	33	<2 UJ	<58
Perfluorononanesulfonic acid	<2	<2	<2	<16
Perfluorononanoic Acid	<2	2	<2	<27
Perfluorooctadecanoic acid	<2	<2	<2 UJ	<46
Perfluorooctane Sulfonamide	<2	<2	<2	<35
Perfluoropentane sulfonic acid (PFPeS)	<2	<2	<2	<30
Perfluoropentanoic Acid	32	32	<2 UJ	<49
Perfluorotetradecanoic Acid	<2	<2	<2	<29
Perfluorotridecanoic Acid	<2	<2	<2	<130
Perfluoroundecanoic Acid	<2	<2	<2	<110
PFOA	8.4	8.4	4.5	<85
PFOS	12	11	3.4 J	<54

Notes:

- * - Total Table 3+ was calculated including J qualified data but not non-detect data. The total Table 3+ sum is rounded to two significant figures.
- Bold** - Analyte detected above associated reporting limit
- EPA - Environmental Protection Agency
- B - Not detected substantially above the level reported in the laboratory or field blanks.
- J - Analyte detected. Reported value may not be accurate or precise
- ND - No Table 3+ compounds were detected above their associated reporting limits.
- ng/L - nanograms per liter
- QA/QC - Quality assurance/ quality control
- SOP - standard operating procedure
- UJ - Analyte not detected. Reporting limit may not be accurate or precise.

-- - No data reported
 < - Analyte not detected above associated reporting limit.

**TABLE 5
ANALYTICAL RESULTS - ALL SAMPLING EVENTS
Chemours Fayetteville Works, North Carolina**

Location ID	23A			
Sampling Event	April 2019	June 2019	August 2019	
Field Sample ID	DSTW-LOC23A-042419	STW-LOC-23A-062719	STW-LOC23A-082119-1	STW-LOC23A-082119-2
Date Sampled	04/24/2019	06/27/2019	8/21/2019	8/21/2019
Analytical Laboratory	TestAmerica	TestAmerica	TestAmerica	TestAmerica
QA/QC	--	--	--	--
Table 3+ Lab SOP (ng/L)				
HFPO-DA (EPA Method 537 Mod)	270	170	11,000	25,000
PFMOAA	1,300	320	1,200	1,300
PFO2HxA	480	240	280	350
PFO3OA	140	87	73	110
PFO4DA	<79	<79	26	48
PFO5DA	<34	<34 UJ	11	22
PMPA	700	1,300	82	120
PEPA	<47	560	33	54
PFESA-BP1	2,700	17,000	4,500	12,000
PFESA-BP2	140	740	210	570
Byproduct 4	180	220	190	400
Byproduct 5	2,200	2,900	3,800	7,400
Byproduct 6	<15	19	2	3.3
NVHOS	<54	<54	49	100
EVE Acid	65	110	52	150
Hydro-EVE Acid	32	28	23	61
R-EVE	<70	<70	16	25
PES	<46	<46	<2.3	<9.2
PFECA B	<60	<60	<3	<12
PFECA-G	<41	<41	<2	<8.2
Total Table 3+ Compounds*	8,200	24,000	22,000	48,000
Other PFAS (ng/L)				
10:2 Fluorotelomer sulfonate	<2.0	<2	<2	<2
F-53B Minor (11Cl-PF3OUdS)	--	--	<3.1	<3.1
1H,1H,2H,2H-perfluorodecanesulfonate (8:2 FTS)	<20	<20	<20	<20
1H,1H,2H,2H-perfluorohexanesulfonate (4:2 FTS)	<20	<20	<51	<50
2-(N-ethyl perfluoro-1-octanesulfonamido)-ethanol	<60	<60	<3	<12
2-(N-methyl perfluoro-1-octanesulfonamido)-ethanol	<110	<110	<14	<13
6:2 Fluorotelomer sulfonate	<20	<20	<20	<20
F-53B Major (9Cl-PF3ONS)	--	--	<2.4	<2.3
ADONA	<2.1	<2.1	<2.1	<2.1
NaDONA	<2.1	<2.1	<2.1	<2.1
N-ethyl perfluorooctane sulfonamidoacetic acid	<20	<20	<20	<20
N-ethylperfluoro-1-octanesulfonamide	<37	<37	<2	<7.5
N-methyl perfluoro-1-octanesulfonamide	<35	<35	<2	<6.9
N-methyl perfluorooctane sulfonamidoacetic acid	<20	<20	<30	<30
Perfluorobutane Sulfonic Acid	<2.0	3.8	3.5	3.7
Perfluorobutanoic Acid	160	70	55	54
Perfluorodecane Sulfonic Acid	<2.0	<2	<3.1	<3.1
Perfluorodecanoic Acid	<2.0	2.8	<3	<3
Perfluorododecane sulfonic acid (PFDoS)	<2.0	<2	<4.4	<4.3
Perfluorododecanoic Acid	<2.0	6.9	<5.4	<5.3
Perfluoroheptane sulfonic acid (PFHpS)	<2.0	<2	<2	<2
Perfluoroheptanoic Acid	3.6	14	24	25
Perfluorohexadecanoic acid (PFHxDA)	<2.0	42	<8.7	<8.6
Perfluorohexane Sulfonic Acid	2	5.8	6.2	6
Perfluorohexanoic Acid	6.6	24	26	26
Perfluorononanesulfonic acid	<2.0	<2	<2	<2
Perfluorononanoic Acid	<2.0	2.9	3.5	5.2
Perfluorooctadecanoic acid	<2.0	21	<4.5	<4.4
Perfluorooctane Sulfonamide	<2.0	<2	<3.4	<3.4
Perfluoropentane sulfonic acid (PFPeS)	<2.0	<2	<2.9	<2.9
Perfluoropentanoic Acid	13	29	31	34
Perfluorotetradecanoic Acid	<2.0	30	<2.8	<2.8
Perfluorotridecanoic Acid	<2.0	16	<13	<13
Perfluoroundecanoic Acid	<2.0	4.3	<11	<11
PFOA	20	30	290	460
PFOS	2.9	19	23	33

Notes:

- * - Total Table 3+ was calculated including J qualified data but not non-detect data. The total Table 3+ sum is rounded to two significant figures.
- Bold** - Analyte detected above associated reporting limit
- EPA - Environmental Protection Agency
- B - Not detected substantially above the level reported in the laboratory or field blanks.
- J - Analyte detected. Reported value may not be accurate or precise
- ND - No Table 3+ compounds were detected above their associated reporting limits.
- ng/L - nanograms per liter
- QA/QC - Quality assurance/ quality control
- SOP - standard operating procedure
- UJ - Analyte not detected. Reporting limit may not be accurate or precise.

-- - No data reported
< - Analyte not detected above associated reporting limit.

**TABLE 5
ANALYTICAL RESULTS - ALL SAMPLING EVENTS
Chemours Fayetteville Works, North Carolina**

Location ID	23A				
	August 2019		October 2019	December 2019	January 2020
Sampling Event					
Field Sample ID	STW-LOC23A-082119-3	STW-LOC23A-082119-4	STW-LOC23A-100919	STW-LOC-23A-122019	STW-LOC23A-012920
Date Sampled	8/21/2019	8/21/2019	10/9/2019	12/20/2019	1/29/2020
Analytical Laboratory	TestAmerica	TestAmerica	TestAmerica	TestAmerica	TestAmerica
QA/QC	--	--	--	--	--
Table 3+ Lab SOP (ng/L)					
HFPO-DA (EPA Method 537 Mod)	15,000	12,000	110	2,200	190
PFMOAA	1,600	1,200	890	1,100	500 J
PFO2HxA	390	310	200	240	130
PFO3OA	110	92	70	80	46
PFO4DA	46	42	44	37	29
PFO5DA	19	21 J	31	20	13
PMPA	<110	<110	<57	<57	33
PEPA	45	42	20	33	<20
PFESA-BP1	12,000	12,000	11,000	6,900	4,400
PFESA-BP2	520	530	570	330	200
Byproduct 4	350	350	340	260	140
Byproduct 5	7,000	7,000	5,900 J	3,500	2,000 J
Byproduct 6	3.5	3.1	2.9	<2	<2
NVHOS	94	89	61	39	19
EVE Acid	130	130	88	83	52
Hydro-EVE Acid	52	52	71	63	25
R-EVE	27	23	34	26 J	20
PES	<9.2	<9.2	<4.6	<4.6	<2.3
PFECA B	<12	<12	<6	<6	<3
PFECA-G	<8.2	<8.2	<4.1	<4.1	<2
Total Table 3+ Compounds*	37,000	34,000	19,000	15,000	7,800
Other PFAS (ng/L)					
10:2 Fluorotelomer sulfonate	<2	<2	<2	<2	<2
F-53B Minor (11Cl-PF3OUdS)	<3.2	<3.1	<2	<2	<2
1H,1H,2H,2H-perfluorodecanesulfonate (8:2 FTS)	<20	<20	<20	<20	<20
1H,1H,2H,2H-perfluorohexanesulfonate (4:2 FTS)	<52	<50	<20	<20	<20
2-(N-ethyl perfluoro-1-octanesulfonamido)-ethanol	<12	<12	3.3	2.8	<2
2-(N-methyl perfluoro-1-octanesulfonamido)-ethanol	<14	<13	<4	<4	<4
6:2 Fluorotelomer sulfonate	<20	<20	<20	<20	<20
F-53B Major (9Cl-PF3ONS)	<2.4	<2.3	<2	<2	<2
ADONA	<2.1	<2.1	<2.1	<2.1	<2.1
NaDONA	<2.1	<2.1	<2.1	<2.1	<2.1
N-ethyl perfluorooctane sulfonamidoacetic acid	<20	<20	<20	<20	<20
N-ethylperfluoro-1-octanesulfonamide	<7.5	<7.5	<2	<2	<2
N-methyl perfluoro-1-octanesulfonamide	<6.9	<6.9	<2	<2	<2
N-methyl perfluorooctane sulfonamidoacetic acid	<31	<30	<20	<20	<20
Perfluorobutane Sulfonic Acid	3.5	3.9	6.7	2.3	3
Perfluorobutanoic Acid	51	49	18	180	45
Perfluorodecane Sulfonic Acid	<3.2	<3.1	<2	<2	<2
Perfluorodecanoic Acid	<3.1	5.1	4	2.4	<2
Perfluorododecane sulfonic acid (PFDoS)	<4.5	<4.3	<2	<2	<2
Perfluorododecanoic Acid	<5.5	<5.3	4	<2	<2
Perfluoroheptane sulfonic acid (PFHpS)	<2	<2	<2	<2	<2
Perfluoroheptanoic Acid	26	23	31	15	9.1
Perfluorohexadecanoic acid (PFHxDA)	<8.8	<8.5	10	8.1	3.3
Perfluorohexane Sulfonic Acid	6.1	6.5	12	3.8	4
Perfluorohexanoic Acid	24	27	37	17	12
Perfluorononanesulfonic acid	<2	<2	<2	<2	<2
Perfluorononanoic Acid	5	4.8	3.4	2.1 B	<2
Perfluorooctadecanoic acid	<4.6	<4.4	6.8	4.9	<2
Perfluorooctane Sulfonamide	<3.5	<3.3	2.1	<2	<2
Perfluoropentane sulfonic acid (PFPeS)	<3	<2.9	<2	<2	<2
Perfluoropentanoic Acid	34	32	43	18	13
Perfluorotetradecanoic Acid	<2.9	<2.8	8	6.4	3.6
Perfluorotridecanoic Acid	<13	<12	6.9	5.2 B	2.4
Perfluoroundecanoic Acid	<11	<11	3.2	<2	<2
PFOA	380	310	52	680	43
PFOS	33	32	27	11	9.7

Notes:

* - Total Table 3+ was calculated including J qualified data but not non-detect data. The total Table 3+ sum is rounded to two significant figures.
Bold - Analyte detected above associated reporting limit
EPA - Environmental Protection Agency
B - Not detected substantially above the level reported in the laboratory or field blanks.
J - Analyte detected. Reported value may not be accurate or precise
ND - No Table 3+ compounds were detected above their associated reporting limits.
ng/L - nanograms per liter
QA/QC - Quality assurance/ quality control
SOP - standard operating procedure
UJ - Analyte not detected. Reporting limit may not be accurate or precise.

-- - No data reported
< - Analyte not detected above associated reporting limit.

**TABLE 5
ANALYTICAL RESULTS - ALL SAMPLING EVENTS
Chemours Fayetteville Works, North Carolina**

Location ID	23B					
Sampling Event	April 2019	June 2019	August 2019	October 2019	December 2019	January 2020
Field Sample ID	--	STW-LOC-23B-062719	--	STW-LOC23B-100919	STW-LOC-23B-122019	STW-LOC23B-012920
Date Sampled	--	06/27/2019	--	10/9/2019	12/20/2019	1/29/2020
Analytical Laboratory	--	TestAmerica	--	TestAmerica	TestAmerica	TestAmerica
QA/QC	--	--	--	--	--	--
Table 3+ Lab SOP (ng/L)						
HFPO-DA (EPA Method 537 Mod)	--	3,200	--	17	240	31
PFMOAA	--	160 J	--	200	13	11 J
PFO2HxA	--	150 J	--	56	7.3	7
PFO3OA	--	67 J	--	19	<2	<2
PFO4DA	--	61 J	--	10	<2	<2
PFO5DA	--	77 J	--	8.5 J	<2	<2
PMPA	--	19,000 J	--	<28	24 B	26
PEPA	--	8,500 J	--	<20	<20	<20
PFESA-BP1	--	49 J	--	2,700	25	37
PFESA-BP2	--	110 J	--	120	<2	<2
Byproduct 4	--	580 J	--	100 J	<2	<2
Byproduct 5	--	450 J	--	1,700 J	26 J	34 J
Byproduct 6	--	4.5 J	--	<2	<2	<2
NVHOS	--	33 J	--	20	<2	<2
EVE Acid	--	5.1 J	--	20	<2	<2
Hydro-EVE Acid	--	21 J	--	14	<2	<2
R-EVE	--	210 J	--	10 J	<2	<2
PES	--	<9.2 UJ	--	<2.3	<2	<2
PFECA B	--	<12 UJ	--	<3	<2	<2
PFECA-G	--	<8.2 UJ	--	<2	<2	<2
Total Table 3+ Compounds*	--	33,000	--	5,000	340	150
Other PFAS (ng/L)						
10:2 Fluorotelomer sulfonate	--	<3.5	--	<2	<2	<2
F-53B Minor (11Cl-PF3OUdS)	--	--	--	<2	<2	<2
1H,1H,2H,2H-perfluorodecanesulfonate (8:2 FTS)	--	<37	--	<20	<20	<20
1H,1H,2H,2H-perfluorohexanesulfonate (4:2 FTS)	--	<20	--	<20	<20	<20
2-(N-ethyl perfluoro-1-octanesulfonamido)-ethanol	--	<60	--	<2	<2	<2
2-(N-methyl perfluoro-1-octanesulfonamido)-ethanol	--	<110	--	<4	<4	<4
6:2 Fluorotelomer sulfonate	--	20 J	--	<20	<20	<20
F-53B Major (9Cl-PF3ONS)	--	--	--	<2	<2	<2
ADONA	--	<2.1	--	<2.1	<2.1	<2.1
NaDONA	--	<2.1	--	<2.1	<2.1	<2.1
N-ethyl perfluorooctane sulfonamidoacetic acid	--	<20	--	<20	<20	<20
N-ethylperfluoro-1-octanesulfonamide	--	<37	--	<2	<2	<2
N-methyl perfluoro-1-octanesulfonamide	--	<35	--	<2	<2	<2
N-methyl perfluorooctane sulfonamidoacetic acid	--	<20	--	<20	<20	<20
Perfluorobutane Sulfonic Acid	--	2.5	--	5.4	2.7	2
Perfluorobutanoic Acid	--	580	--	18	4	3.3
Perfluorodecane Sulfonic Acid	--	<2	--	<2	<2	<2
Perfluorodecanoic Acid	--	<2	--	<2	<2	<2
Perfluorododecane sulfonic acid (PFDoS)	--	<2	--	<2	<2	<2
Perfluorododecanoic Acid	--	<2	--	<2	<2	<2
Perfluoroheptane sulfonic acid (PFHpS)	--	<2	--	<2	<2	<2
Perfluoroheptanoic Acid	--	10	--	30	6.6	2.9
Perfluorohexadecanoic acid (PFHxDA)	--	<2 UJ	--	<2	<2	<2
Perfluorohexane Sulfonic Acid	--	<2	--	6.8	3.2	<2
Perfluorohexanoic Acid	--	12	--	43	12	3.8
Perfluorononanesulfonic acid	--	<2	--	<2	<2	<2
Perfluorononanoic Acid	--	2.5	--	<2	<2	<2
Perfluorooctadecanoic acid	--	<2 UJ	--	<2	<2	<2
Perfluorooctane Sulfonamide	--	<2	--	<2	<2	<2
Perfluoropentane sulfonic acid (PFPeS)	--	<2	--	<2	<2	<2
Perfluoropentanoic Acid	--	68	--	40	8.2	4
Perfluorotetradecanoic Acid	--	<2 UJ	--	<2	<2	<2
Perfluorotridecanoic Acid	--	<2	--	<2	<2	<2
Perfluoroundecanoic Acid	--	<2	--	<2	<2	<2
PFOA	--	29	--	13	26	12
PFOS	--	5	--	14	7.9	5.3

Notes:

* - Total Table 3+ was calculated including J qualified data but not non-detect data. The total Table 3+ sum is rounded to two significant figures.
Bold - Analyte detected above associated reporting limit
EPA - Environmental Protection Agency
B - Not detected substantially above the level reported in the laboratory or field blanks.
J - Analyte detected. Reported value may not be accurate or precise
ND - No Table 3+ compounds were detected above their associated reporting limits.
ng/L - nanograms per liter
QA/QC - Quality assurance/ quality control
SOP - standard operating procedure
UJ - Analyte not detected. Reporting limit may not be accurate or precise.

-- - No data reported
< - Analyte not detected above associated reporting limit.

**TABLE 5
ANALYTICAL RESULTS - ALL SAMPLING EVENTS
Chemours Fayetteville Works, North Carolina**

Location ID	24A			
Sampling Event	April 2019		June 2019	
Field Sample ID	DSTW-LOC24A-042419	DSTW-LOC24A-042419-D	STW-LOC-24A-062719	STW-LOC-24A-062719-D
Date Sampled	4/24/2019	4/24/2019	06/27/2019	06/27/2019
Analytical Laboratory	TestAmerica	TestAmerica	TestAmerica	TestAmerica
QA/QC	--	Field Duplicate	--	Field Duplicate
Table 3+ Lab SOP (ng/L)				
HFPO-DA (EPA Method 537 Mod)	16 J	14	26	26
PFMOAA	7.5 J	<5 UJ	<5 UJ	<5 UJ
PFO2HxA	9.9 J	12 J	14 J	14 J
PFO3OA	<2 UJ	<2 UJ	2.3 J	2.3 J
PFO4DA	<2 UJ	<2 UJ	<2 UJ	<2 UJ
PFO5DA	<2 UJ	<2 UJ	<2 UJ	<2 UJ
PMPA	25 J	26 J	30 J	30 J
PEPA	<20 UJ	<20 UJ	<20 UJ	<20 UJ
PFESA-BP1	<2 UJ	<2 UJ	2.2 J	2.2 J
PFESA-BP2	<2 UJ	<2 UJ	<2.2 J	<2.2 J
Byproduct 4	3.6 J	5.4 J	4.4 J	4.4 J
Byproduct 5	2.7 J	3.1 J	<2 UJ	<2 UJ
Byproduct 6	<2 UJ	<2 UJ	<2 UJ	<2 UJ
NVHOS	<2 UJ	<2 UJ	2 J	2 J
EVE Acid	<2 UJ	<2 UJ	<2 UJ	<2 UJ
Hydro-EVE Acid	<2 UJ	<2 UJ	4.4 J	4.4 J
R-EVE	4 J	4.2 J	2.3 J	2.3 J
PES	<2 UJ	<2 UJ	<2 UJ	<2 UJ
PFECA B	<2 UJ	<2 UJ	<2 UJ	<2 UJ
PFECA-G	< UJ	<2 UJ	<2 UJ	<2 UJ
Total Table 3+ Compounds*	69	65	88	88
Other PFAS (ng/L)				
10:2 Fluorotelomer sulfonate	<2.0	<2.0	<2	<2
F-53B Minor (11Cl-PF3OUdS)	--	--	--	--
1H,1H,2H,2H-perfluorodecanesulfonate (8:2 FTS)	<20	<20	<20	<20
1H,1H,2H,2H-perfluorohexanesulfonate (4:2 FTS)	<20	<20	<20	<20
2-(N-ethyl perfluoro-1-octanesulfonamido)-ethanol	<60	<60	<60	<60
2-(N-methyl perfluoro-1-octanesulfonamido)-ethanol	<110	<110	<110	<110
6:2 Fluorotelomer sulfonate	<20	<20	<20	<20
F-53B Major (9Cl-PF3ONS)	--	--	--	--
ADONA	<2.1	<2.1	<2.1	<2.1
NaDONA	<2.1	<2.1	<2.1	<2.1
N-ethyl perfluorooctane sulfonamidoacetic acid	<20	<20	<20	<20
N-ethylperfluoro-1-octanesulfonamide	<37 UJ	<37 UJ	<37	<37
N-methyl perfluoro-1-octanesulfonamide	<35 UJ	<35 UJ	<35	<35
N-methyl perfluorooctane sulfonamidoacetic acid	<20	<20	<20	<20
Perfluorobutane Sulfonic Acid	2.3	2.3	3.4	3.4
Perfluorobutanoic Acid	6.3	5.8	9.4	9.4
Perfluorodecane Sulfonic Acid	<2.0	<2.0	<2	<2
Perfluorodecanoic Acid	<2.0	<2.0	2.2	2.2
Perfluorododecane sulfonic acid (PFDoS)	<2.0	<2.0	<2	<2
Perfluorododecanoic Acid	<16	<2.0	<2	<2
Perfluoroheptane sulfonic acid (PFHpS)	<2.0	<2.0	<2	<2
Perfluoroheptanoic Acid	7	7.3	13	13
Perfluorohexadecanoic acid (PFHxDA)	<2.0	<2.0	<2	<2
Perfluorohexane Sulfonic Acid	3.9	3.8	6	6
Perfluorohexanoic Acid	8.5	8.8	21	21
Perfluorononanesulfonic acid	<2.0	<2.0	<2	<2
Perfluorononanoic Acid	2	<2.0	2.7	2.7
Perfluorooctadecanoic acid	<2.0	<2.0	<2	<2
Perfluorooctane Sulfonamide	<2.0	<2.0	<2	<2
Perfluoropentane sulfonic acid (PFPeS)	<2.0	<2.0	<2	<2
Perfluoropentanoic Acid	7	6.7	17	17
Perfluorotetradecanoic Acid	<5.9	<2.0	<2	<2
Perfluorotridecanoic Acid	<14	<2.0	<2	<2
Perfluoroundecanoic Acid	<2	<2.0	<2	<2
PFOA	9.5	9.7	11 J	11 J
PFOS	25	21	30 J	30 J

Notes:

* - Total Table 3+ was calculated including J qualified data but not non-detect data. The total Table 3+ sum is rounded to two significant figures.
Bold - Analyte detected above associated reporting limit
EPA - Environmental Protection Agency
B - Not detected substantially above the level reported in the laboratory or field blanks.
J - Analyte detected. Reported value may not be accurate or precise
ND - No Table 3+ compounds were detected above their associated reporting limits.
ng/L - nanograms per liter
QA/QC - Quality assurance/ quality control
SOP - standard operating procedure
UJ - Analyte not detected. Reporting limit may not be accurate or precise.

-- No data reported
< - Analyte not detected above associated reporting limit.

**TABLE 5
ANALYTICAL RESULTS - ALL SAMPLING EVENTS
Chemours Fayetteville Works, North Carolina**

Location ID	24A					
	Sampling Event	August 2019		October 2019	December 2019	January 2020
Field Sample ID	STW-LOC24A-082119	STW-LOC24A-082119-D	--	STW-LOC-24A-122019	STW-LOC24A-012920	STW-LOC24A-012920-D
Date Sampled	8/21/2019	8/21/2019	--	12/20/2019	1/29/2020	1/29/2020
Analytical Laboratory	TestAmerica	TestAmerica	--	TestAmerica	TestAmerica	TestAmerica
QA/QC	--	Field Duplicate	--	--	--	Field Duplicate
Table 3+ Lab SOP (ng/L)						
HFPO-DA (EPA Method 537 Mod)	16	17	--	18 B	11	8.7
PFMOAA	11	12	--	12	9.9 J	9.3
PFO2HxA	12	13	--	6.1	6.5	6.2
PFO3OA	<2	2.1	--	<2	<2	<2
PFO4DA	<2	<2	--	<2	<2	<2
PFO5DA	<2	<2	--	<2	<2	<2
PMPA	26	28	--	41 B	46	47
PEPA	<20	<20	--	22	23	25
PFESA-BP1	<2	<2	--	<2	<2	<2
PFESA-BP2	<2	<2	--	<2	<2	<2
Byproduct 4	9.7 J	11 J	--	<2	<2	<2
Byproduct 5	4 J	4.2 J	--	12 J	5.4 J	5.2 J
Byproduct 6	<2	<2	--	<2	<2	<2
NVHOS	4.7	5.3	--	<2	<2	<2
EVE Acid	<2	<2	--	<2	<2	<2
Hydro-EVE Acid	<2	<2	--	<2	<2	<2
R-EVE	4.5 J	3.9 J	--	<2	<2	<2
PES	<2	<2	--	<2	<2	<2
PFECA B	<2	<2	--	<2	<2	<2
PFECA-G	<2	<2	--	<2	<2	<2
Total Table 3+ Compounds*	88	97	--	110	100	100
Other PFAS (ng/L)						
10:2 Fluorotelomer sulfonate	<2	<2	--	<2	<2	<2
F-53B Minor (11Cl-PF3OUdS)	<2	<2	--	<2	<2	<2
1H,1H,2H,2H-perfluorodecanesulfonate (8:2 FTS)	<20	<20	--	<20	<20	<20
1H,1H,2H,2H-perfluorohexanesulfonate (4:2 FTS)	<20	<20	--	<20	<20	<20
2-(N-ethyl perfluoro-1-octanesulfonamido)-ethanol	<2	<2	--	<2	<2	<2
2-(N-methyl perfluoro-1-octanesulfonamido)-ethanol	<4	<4	--	<4	<4	<4
6:2 Fluorotelomer sulfonate	<20	<20	--	<20	<20	<20
F-53B Major (9Cl-PF3ONS)	<2	<2	--	<2	<2	<2
ADONA	<2.1	<2.1	--	<2.1	<2.1	<2.1
NaDONA	<2.1	<2.1	--	<2.1	<2.1	<2.1
N-ethyl perfluorooctane sulfonamidoacetic acid	<20	<20	--	<20	<20	<20
N-ethylperfluoro-1-octanesulfonamide	<2	<2	--	<2	<2	<2
N-methyl perfluoro-1-octanesulfonamide	<2	<2	--	<2	<2	<2
N-methyl perfluorooctane sulfonamidoacetic acid	<20	<20	--	<20	<20	<20
Perfluorobutane Sulfonic Acid	4.1	3.7	--	3.1	2.1	2
Perfluorobutanoic Acid	9.3	9	--	<2	4.5	4.2
Perfluorodecane Sulfonic Acid	<2	<2	--	<2	<2	<2
Perfluorodecanoic Acid	2.5	2	--	<2	<2	<2
Perfluorododecane sulfonic acid (PFDoS)	<2	<2	--	<2	<2 UJ	<2
Perfluorododecanoic Acid	<2	<2	--	<2	<2	<2
Perfluoroheptane sulfonic acid (PFHpS)	<2	<2	--	<2	<2	<2
Perfluoroheptanoic Acid	19	18	--	8.6	3.8	3.5
Perfluorohexadecanoic acid (PFHxDA)	<2	<2	--	<2	<2	<2
Perfluorohexane Sulfonic Acid	6	5.8	--	4.4	2.5	2.4
Perfluorohexanoic Acid	26	26	--	15	5.4	5.1
Perfluorononanesulfonic acid	<2	<2	--	<2	<2	<2
Perfluorononanoic Acid	2.7	2.1	--	2.8 B	<2	<2
Perfluorooctadecanoic acid	<2	<2	--	<2	<2	<2
Perfluorooctane Sulfonamide	<2	<2	--	<2	<2	<2
Perfluoropentane sulfonic acid (PFPeS)	<2	<2	--	<2	<2 UJ	<2
Perfluoropentanoic Acid	25	27	--	10	4.8	4.5
Perfluorotetradecanoic Acid	<2	<2	--	<2	<2	<2
Perfluorotridecanoic Acid	<2	<2	--	16 B	<2	<2
Perfluoroundecanoic Acid	<2	<2	--	3.1 B	<2	<2
PFOA	11	10	--	7.6	3.9	3.5
PFOS	27 J	22 J	--	17	6.3	6.2

Notes:

* - Total Table 3+ was calculated including J qualified data but not non-detect data. The total Table 3+ sum is rounded to two significant figures.
Bold - Analyte detected above associated reporting limit
EPA - Environmental Protection Agency
B - Not detected substantially above the level reported in the laboratory or field blanks.
J - Analyte detected. Reported value may not be accurate or precise
ND - No Table 3+ compounds were detected above their associated reporting limits.
ng/L - nanograms per liter
QA/QC - Quality assurance/ quality control
SOP - standard operating procedure
UJ - Analyte not detected. Reporting limit may not be accurate or precise.

-- - No data reported
< - Analyte not detected above associated reporting limit.

**TABLE 5
ANALYTICAL RESULTS - ALL SAMPLING EVENTS
Chemours Fayetteville Works, North Carolina**

Location ID	24B			
Sampling Event	April 2019	June 2019	August 2019	October 2019
Field Sample ID	DSTW-LOC24B-042419	STW-LOC24B-062719	STW-LOC24B-082119	STW-LOC24B-100919
Date Sampled	04/24/2019	06/27/2019	8/21/2019	10/9/2019
Analytical Laboratory	TestAmerica	TestAmerica	TestAmerica	TestAmerica
QA/QC	--	--	--	--
Table 3+ Lab SOP (ng/L)				
HFPO-DA (EPA Method 537 Mod)	14	10	8.9	8.5
PFMOAA	11 J	<5	<5	<5 UJ
PFO2HxA	11 J	8.1	6.7	7.1
PFO3OA	<2 UJ	<2	<2	2
PFO4DA	<2 UJ	<2	<2	<2
PFO5DA	<2 UJ	<2	<2	<2
PMPA	19 J	17	16	18
PEPA	<20 UJ	<20	<20	<20
PFESA-BP1	<2 UJ	77	<2	<2
PFESA-BP2	<2 UJ	3.3	<2	<2
Byproduct 4	5.1 J	<2	5.3 J	6.9 J
Byproduct 5	4.3 J	11 J	2.4 J	4.4 J
Byproduct 6	<2 UJ	<2	<2	<2
NVHOS	<2 UJ	<2	4.3	7
EVE Acid	<2 UJ	<2	<2	9.6
Hydro-EVE Acid	<2 UJ	<2	<2	<2
R-EVE	3.8 J	<2	2.2 J	<2
PES	<2 UJ	<2	<2	<2
PFECA B	<2 UJ	<2	<2	<2
PFECA-G	<2 UJ	<2	<2	<2
Total Table 3+ Compounds*	68	130	46	64
Other PFAS (ng/L)				
10:2 Fluorotelomer sulfonate	<2.0	<2	<2	<2
F-53B Minor (11Cl-PF3OUdS)	--	--	<2	<2
1H,1H,2H,2H-perfluorodecanesulfonate (8:2 FTS)	<20	<20	<20	<20
1H,1H,2H,2H-perfluorohexanesulfonate (4:2 FTS)	<20	<20	<20	<20
2-(N-ethyl perfluoro-1-octanesulfonamido)-ethanol	<60	<2	<2	<2
2-(N-methyl perfluoro-1-octanesulfonamido)-ethanol	<110	<2	<4	<4
6:2 Fluorotelomer sulfonate	<20	<20	<20	<20
F-53B Major (9Cl-PF3ONS)	--	--	<2	<2
ADONA	<2.1	<2.1	<2.1	<2.1
NaDONA	<2.1	<2.1	<2.1	<2.1
N-ethyl perfluorooctane sulfonamidoacetic acid	<20	<20	<20	<20
N-ethylperfluoro-1-octanesulfonamide	<37	2.9	<2	<2
N-methyl perfluoro-1-octanesulfonamide	<35	<2	<2	<2
N-methyl perfluorooctane sulfonamidoacetic acid	<20	<20	<20	<20
Perfluorobutane Sulfonic Acid	2.2	3.5	4.3	6.2
Perfluorobutanoic Acid	5.5	9.6	9.5	18
Perfluorodecane Sulfonic Acid	<2.0	<2	<2	<2
Perfluorodecanoic Acid	<2.0	<2	<2	<2
Perfluorododecane sulfonic acid (PFDoS)	<2.0	<2	<2	<2
Perfluorododecanoic Acid	<2.0	<2	<2	<2
Perfluoroheptane sulfonic acid (PFHpS)	<2.0	<2	<2	<2
Perfluoroheptanoic Acid	6	13	21	34
Perfluorohexadecanoic acid (PFHxDA)	<2.0	<2	<2	<2
Perfluorohexane Sulfonic Acid	3.3	5	5.8	8.5
Perfluorohexanoic Acid	8	19	25	49
Perfluorononanesulfonic acid	<2.0	<2	<2	<2
Perfluorononanoic Acid	<2.0	<2	<2	<2
Perfluorooctadecanoic acid	<2.0	<2	<2	<2
Perfluorooctane Sulfonamide	<2.0	<2	<2	<2
Perfluoropentane sulfonic acid (PFPeS)	<2.0	<2	<2	<2
Perfluoropentanoic Acid	6.2	17	25	46
Perfluorotetradecanoic Acid	<2.0	<2	<2	<2
Perfluorotridecanoic Acid	<2.0	<2	<2	<2
Perfluoroundecanoic Acid	<2.0	<2	<2	<2
PFOA	7.7	8.3	9.5	11
PFOS	12	14	16	15

Notes:

* - Total Table 3+ was calculated including J qualified data but not non-detect data. The total Table 3+ sum is rounded to two significant figures.
Bold - Analyte detected above associated reporting limit
EPA - Environmental Protection Agency
B - Not detected substantially above the level reported in the laboratory or field blanks.
J - Analyte detected. Reported value may not be accurate or precise
ND - No Table 3+ compounds were detected above their associated reporting limits.
ng/L - nanograms per liter
QA/QC - Quality assurance/ quality control
SOP - standard operating procedure
UJ - Analyte not detected. Reporting limit may not be accurate or precise.

-- No data reported
< - Analyte not detected above associated reporting limit.

**TABLE 5
ANALYTICAL RESULTS - ALL SAMPLING EVENTS
Chemours Fayetteville Works, North Carolina**

Location ID	24B		
Sampling Event	December 2019		January 2020
Field Sample ID	STW-LOC-24B-122019	STW-LOC-24B-122019-D	STW-LOC24B-012920
Date Sampled	12/20/2019	12/20/2019	1/29/2020
Analytical Laboratory	TestAmerica	TestAmerica	TestAmerica
QA/QC	--	Field Duplicate	--
Table 3+ Lab SOP (ng/L)			
HFPO-DA (EPA Method 537 Mod)	11 B	8.7 B	12
PFMOAA	12	13	8.2 J
PFO2HxA	6.5	5.1	6.2
PFO3OA	<2	<2	<2
PFO4DA	<2	<2	<2
PFO5DA	<2	<2	<2
PMPA	27 B	29 B	24
PEPA	<20	<20	<20
PFESA-BP1	<2	<2	<2
PFESA-BP2	<2	<2	<2
Byproduct 4	<2	3.7 J	<2
Byproduct 5	5.2 J	6.2 J	3.7 J
Byproduct 6	<2	<2	<2
NVHOS	<2	<2	<2
EVE Acid	<2	<2	<2
Hydro-EVE Acid	<2	<2	<2
R-EVE	<2	2.6 J	<2
PES	<2	<2	<2
PFECA B	<2	<2	<2
PFECA-G	<2	<2	<2
Total Table 3+ Compounds*	62	68	54
Other PFAS (ng/L)			
10:2 Fluorotelomer sulfonate	<2	<2	<2
F-53B Minor (11Cl-PF3OUdS)	<2	<2	<2
1H,1H,2H,2H-perfluorodecanesulfonate (8:2 FTS)	<20	<20	<20
1H,1H,2H,2H-perfluorohexanesulfonate (4:2 FTS)	<20	<20	<20
2-(N-ethyl perfluoro-1-octanesulfonamido)-ethanol	<2	<2	<2
2-(N-methyl perfluoro-1-octanesulfonamido)-ethanol	<4	<4	<4
6:2 Fluorotelomer sulfonate	<20	<20	<20
F-53B Major (9Cl-PF3ONS)	<2	<2	<2
ADONA	<2.1	<2.1	<2.1
NaDONA	<2.1	<2.1	<2.1
N-ethyl perfluorooctane sulfonamidoacetic acid	<20	<20	<20
N-ethylperfluoro-1-octanesulfonamide	<2	<2	<2
N-methyl perfluoro-1-octanesulfonamide	<2	<2	<2
N-methyl perfluorooctane sulfonamidoacetic acid	<20	<20	<20
Perfluorobutane Sulfonic Acid	2.8	2.7	<2
Perfluorobutanoic Acid	3.9 J	3.9	3.9
Perfluorodecane Sulfonic Acid	<2	<2	<2
Perfluorodecanoic Acid	<2	<2	<2
Perfluorododecane sulfonic acid (PFDoS)	<2	<2	<2
Perfluorododecanoic Acid	<2	<2	<2
Perfluoroheptane sulfonic acid (PFHpS)	<2	<2	<2
Perfluoroheptanoic Acid	6.8 J	6.8	2.8
Perfluorohexadecanoic acid (PFHxDA)	<2	<2	<2
Perfluorohexane Sulfonic Acid	3.1	3.2	2.1
Perfluorohexanoic Acid	13 J	12	4.1
Perfluorononanesulfonic acid	<2	<2	<2
Perfluorononanoic Acid	<2	<2	<2
Perfluorooctadecanoic acid	<2	<2	<2
Perfluorooctane Sulfonamide	<2	<2	<2
Perfluoropentane sulfonic acid (PFPeS)	<2	<2	<2
Perfluoropentanoic Acid	8.3 J	9.9	4.3
Perfluorotetradecanoic Acid	<2	<2	<2
Perfluorotridecanoic Acid	<2	<2	<2
Perfluoroundecanoic Acid	<2	<2	<2
PFOA	4.6 J	4.6	3
PFOS	7.5	7.9	5.3

Notes:

* - Total Table 3+ was calculated including J qualified data but not non-detect data. The total Table 3+ sum is rounded to two significant figures.
Bold - Analyte detected above associated reporting limit
EPA - Environmental Protection Agency
B - Not detected substantially above the level reported in the laboratory or field blanks.
J - Analyte detected. Reported value may not be accurate or precise
ND - No Table 3+ compounds were detected above their associated reporting limits.
ng/L - nanograms per liter
QA/QC - Quality assurance/ quality control
SOP - standard operating procedure
UJ - Analyte not detected. Reporting limit may not be accurate or precise.

-- - No data reported
< - Analyte not detected above associated reporting limit.

**TABLE 5
ANALYTICAL RESULTS - ALL SAMPLING EVENTS
Chemours Fayetteville Works, North Carolina**

Location ID	24C					
	April 2019	June 2019	August 2019	October 2019	December 2019	January 2020
Sampling Event						
Field Sample ID	DSTW-LOC24C-042419	STW-LOC24C-062719	STW-LOC24C-082119	--	STW-LOC-24C-122019	STW-LOC24C-012920
Date Sampled	04/24/2019	06/27/2019	8/21/2019	--	12/20/2019	1/29/2020
Analytical Laboratory	--	TestAmerica	TestAmerica	--	TestAmerica	TestAmerica
QA/QC	--	--	--	--	--	--
Table 3+ Lab SOP (ng/L)						
HFPO-DA (EPA Method 537 Mod)	19	16	13	--	270	11
PFMOAA	11 J	<5	<5	--	<21	10 J
PFO2HxA	12 J	8.6	7.6	--	46	7.2
PFO3OA	<2 UJ	<2	<2	--	20	<2
PFO4DA	<2 UJ	<2	<2	--	13	<2
PFO5DA	<2 UJ	<2	<2	--	12	<2
PMPA	28 J	14	23	--	61 B	26
PEPA	<20 UJ	<20	<20	--	31	<20
PFESA-BP1	14 J	3.5	21	--	490	4.4
PFESA-BP2	2.1 J	<2	3.3	--	130	<2
Byproduct 4	39 J	13 J	18 J	--	470	8 J
Byproduct 5	51 J	5.3 J	53 J	--	1,300	44 J
Byproduct 6	<2 UJ	<2	<2	--	11	<2
NVHOS	4 J	2	6.7	--	260	4.7
EVE Acid	6.8 J	<2	2.1	--	930	5.6
Hydro-EVE Acid	3.7 J	<2	<2	--	290	2.2
R-EVE	36 J	3.9 J	5.4 J	--	170	<2
PES	<2 UJ	<2	<2	--	<4.6	<2
PFECA B	<2 UJ	<2	<2	--	<6	<2
PFECA-G	<2 UJ	<2	<2	--	<4.1	<2
Total Table 3+ Compounds*	230	66	150	--	4,500	120
Other PFAS (ng/L)						
10:2 Fluorotelomer sulfonate	<2.0	<2	<2	--	<2	<2
F-53B Minor (11Cl-PF3OUdS)	--	--	<2	--	<2	<2
1H,1H,2H,2H-perfluorodecanesulfonate (8:2 FTS)	<20	<20	<20	--	<20	<20
1H,1H,2H,2H-perfluorohexanesulfonate (4:2 FTS)	<20	<20	<20	--	<20	<20
2-(N-ethyl perfluoro-1-octanesulfonamido)-ethanol	<60	<2	<2	--	<2	<2
2-(N-methyl perfluoro-1-octanesulfonamido)-ethanol	<110	<2	<4	--	<4	<4
6:2 Fluorotelomer sulfonate	<20	<20	<20	--	<20	<20
F-53B Major (9Cl-PF3ONS)	--	--	<2	--	<2	<2
ADONA	<2.1	<2.1	<2.1	--	<2.1	<2.1
NaDONA	<2.1	<2.1	<2.1	--	<2.1	<2.1
N-ethyl perfluorooctane sulfonamidoacetic acid	<20	<20	<20	--	<20	<20
N-ethylperfluoro-1-octanesulfonamide	<37	2.3	<2	--	<2	<2
N-methyl perfluoro-1-octanesulfonamide	<35	<2	<2	--	<2	<2
N-methyl perfluorooctane sulfonamidoacetic acid	<20	<20	<20	--	<20	<20
Perfluorobutane Sulfonic Acid	2	3.8	4.5	--	2.9	<2
Perfluorobutanoic Acid	4.7	8	8.4	--	5.3	3.3
Perfluorodecane Sulfonic Acid	<2	<2	<2	--	<2	<2
Perfluorodecanoic Acid	<2	<2	<2	--	<2	<2
Perfluorododecane sulfonic acid (PFDoS)	<2	<2	<2	--	<2	<2
Perfluorododecanoic Acid	<2	<2	<2	--	<2	<2
Perfluoroheptane sulfonic acid (PFHpS)	<2	<2	<2	--	<2	<2
Perfluoroheptanoic Acid	5.9	13	22	--	7.1	2.8
Perfluorohexadecanoic acid (PFHxDA)	<2	<2	<2	--	<2	<2
Perfluorohexane Sulfonic Acid	3.4	5.1	6.1	--	3.2	2
Perfluorohexanoic Acid	7	21	27	--	13	3.9
Perfluorononanesulfonic acid	<2	<2	<2	--	<2	<2
Perfluorononanoic Acid	<2	<2	<2	--	<2	<2
Perfluorooctadecanoic acid	<2	<2	<2	--	<2	<2
Perfluorooctane Sulfonamide	<2	<2	<2	--	<2	<2
Perfluoropentane sulfonic acid (PFPeS)	<2	<2	<2	--	<2	<2
Perfluoropentanoic Acid	6.4	17	26	--	11	4
Perfluorotetradecanoic Acid	<2.0	<2	<2	--	<2	<2
Perfluorotridecanoic Acid	<2.0	<2	<2	--	<2	<2
Perfluoroundecanoic Acid	<2.0	<2	<2	--	<2	<2
PFOA	7.3	7.9	9.8	--	5.3	2.8
PFOS	15	15	13	--	8.1	5.5

Notes:

* - Total Table 3+ was calculated including J qualified data but not non-detect data. The total Table 3+ sum is rounded to two significant figures.
Bold - Analyte detected above associated reporting limit
EPA - Environmental Protection Agency
B - Not detected substantially above the level reported in the laboratory or field blanks.
J - Analyte detected. Reported value may not be accurate or precise
ND - No Table 3+ compounds were detected above their associated reporting limits.
ng/L - nanograms per liter
QA/QC - Quality assurance/ quality control
SOP - standard operating procedure
UJ - Analyte not detected. Reporting limit may not be accurate or precise.

-- No data reported
< - Analyte not detected above associated reporting limit.

**TABLE 5
ANALYTICAL RESULTS - ALL SAMPLING EVENTS
Chemours Fayetteville Works, North Carolina**

Location ID	TBLK						
	Sampling Event	April 2019	June 2019	August 2019	October 2019	December 2019	January 2020
Field Sample ID	DSTW-TB-042519	STW-TBLK-1	STW-TBLK-082219	STW-TBLK-100919	STW-TB-122619	STW-LOCTB-012920	
Date Sampled	04/25/2019	06/28/2019	8/22/2019	10/9/2019	12/26/2019	1/29/2020	
Analytical Laboratory	TestAmerica	TestAmerica	TestAmerica	TestAmerica	TestAmerica	TestAmerica	TestAmerica
QA/QC	Trip Blank	Trip Blank	Trip Blank	Trip Blank	Trip Blank	Trip Blank	Trip Blank
Table 3+ Lab SOP (ng/L)							
HFPO-DA (EPA Method 537 Mod)	<4.0	<4	<2	<4	6.7	<4	
PFMOAA	<5 UJ	<5	<5	<5	<5	<5	<5
PFO2HxA	<2 UJ	<2	<2	<2	<2	<2	<2
PFO3OA	<2 UJ	<2	<2	<2	<2	<2	<2
PFO4DA	<2 UJ	<2	<2	<2	<2	<2	<2
PFO5DA	<2 UJ	<2	<2	<2	<2	<2	<2
PMPA	<10 UJ	<10	<10	<10	11	<10	<10
PEPA	<20 UJ	<20	<20	<20	<20	<20	<20
PFESA-BP1	<2 UJ	<2	<2	<2	<2	<2	<2
PFESA-BP2	<2 UJ	<2	<2	<2	<2	<2	<2
Byproduct 4	<2 UJ	<2	<2	<2	<2	<2	<2
Byproduct 5	<2 UJ	<2	<2	<2	<2	<2	<2
Byproduct 6	<2 UJ	<2	<2	<2	<2	<2	<2
NVHOS	<2 UJ	<2	<2	<2	<2	<2	<2
EVE Acid	<2 UJ	<2	<2	<2	<2	<2	<2
Hydro-EVE Acid	<2 UJ	<2	<2	<2	<2	<2	<2
R-EVE	<2 UJ	<2	<2	<2	<2	<2	<2
PES	<2 UJ	<2	<2	<2	<2	<2	<2
PFECA B	<2 UJ	<2	<2	<2	<2	<2	<2
PFECA-G	<2 UJ	<2	<2	<2	<2	<2	<2
Total Table 3+ Compounds*	ND	ND	ND	ND	18	0	
Other PFAS (ng/L)							
10:2 Fluorotelomer sulfonate	<2	<2	<2	<2	<2	<2	<2
F-53B Minor (11Cl-PF3OUdS)	--	--	<2	<2	<2	<2	<2
1H,1H,2H,2H-perfluorodecanesulfonate (8:2 FTS)	<20	<20	<20	<20	<20	<20	<20
1H,1H,2H,2H-perfluorohexanesulfonate (4:2 FTS)	<20	<20	<20	<20	<20	<20	<20
2-(N-ethyl perfluoro-1-octanesulfonamido)-ethanol	<60	<2	<2	<2	<2	<2	<2
2-(N-methyl perfluoro-1-octanesulfonamido)-ethanol	<110	<2	<4	<4	<4	<4	<4
6:2 Fluorotelomer sulfonate	<20	<20	<20	<20	<20	<20	<20
F-53B Major (9Cl-PF3ONS)	--	--	<2	<2	<2	<2	<2
ADONA	<2.1	<2.1	<2.1	<2.1	<2.1	<2.1	<2.1
NaDONA	<2.1	<2.1	<2.1	<2.1	<2.1	<2.1	<2.1
N-ethyl perfluorooctane sulfonamidoacetic acid	<20	<20	<20	<20	<20	<20	<20
N-ethylperfluoro-1-octanesulfonamide	<37	<2	<2	<2	<2	<2	<2
N-methyl perfluoro-1-octanesulfonamide	<35	<2	<2	<2	<2	<2	<2
N-methyl perfluorooctane sulfonamidoacetic acid	<20	<20	<20	<20	<20	<20	<20
Perfluorobutane Sulfonic Acid	<2	<2	<2	<2	<2	<2	<2
Perfluorobutanoic Acid	<2	<2	<2	<2	<2	<2	<2
Perfluorodecane Sulfonic Acid	<2	<2	<2	<2	<2	<2	<2
Perfluorodecanoic Acid	<2	<2	<2	<2	<2	<2	<2
Perfluorododecane sulfonic acid (PFDoS)	<2	<2	<2	<2	<2	<2	<2
Perfluorododecanoic Acid	<2	<2	<2	<2	<2	<2	<2
Perfluoroheptane sulfonic acid (PFHpS)	<2	<2	<2	<2	<2	<2	<2
Perfluoroheptanoic Acid	<2	<2	<2	<2	<2	<2	<2
Perfluorohexadecanoic acid (PFHxDA)	<2	<2	<2	<2	<2	<2	<2
Perfluorohexane Sulfonic Acid	<2	<2	<2	<2	<2	<2	<2
Perfluorohexanoic Acid	<2	<2	<2	<2	<2	<2	<2
Perfluoronanesulfonic acid	<2	<2	<2	<2	<2	<2	<2
Perfluoronanoic Acid	<2	<2	<2	<2	<2	2.9	<2
Perfluorooctadecanoic acid	<2	<2	<2	<2	<2	<2	<2
Perfluorooctane Sulfonamide	<2	<2	<2	<2	<2	<2	<2
Perfluoropentane sulfonic acid (PFPeS)	<2	<2	<2	<2	<2	<2	<2
Perfluoropentanoic Acid	<2	<2	<2	<2	<2	<2	<2
Perfluorotetradecanoic Acid	<2	<2	<2	<2	<2	<2	<2
Perfluorotridecanoic Acid	<2	<2	<2	<2	<2	27	<2
Perfluoroundecanoic Acid	<2	<2	<2	<2	<2	5	<2
PFOA	<2	<2	<2	<2	<2	<2	<2
PFOS	<2	<2	<2	<2	<2	<2	<2

Notes:

- * - Total Table 3+ was calculated including J qualified data but not non-detect data. The total Table 3+ sum is rounded to two significant figures.
- Bold** - Analyte detected above associated reporting limit
- EPA - Environmental Protection Agency
- B - Not detected substantially above the level reported in the laboratory or field blanks.
- J - Analyte detected. Reported value may not be accurate or precise
- ND - No Table 3+ compounds were detected above their associated reporting limits.
- ng/L - nanograms per liter
- QA/QC - Quality assurance/ quality control
- SOP - standard operating procedure
- UJ - Analyte not detected. Reporting limit may not be accurate or precise.
- - No data reported
- < - Analyte not detected above associated reporting limit.

**TABLE 5
ANALYTICAL RESULTS - ALL SAMPLING EVENTS
Chemours Fayetteville Works, North Carolina**

Location ID	EQBLK				
	Sampling Event	April 2019			June 2019
Field Sample ID	DSTW-EB-01-042419	DSTW-EB-02-042419	DSTW-EB-03-042419	STW-EQBLK-1	STW-EQBLK-2
Date Sampled	04/24/2019	04/24/2019	04/24/2019	06/28/2019	06/27/2019
Analytical Laboratory	TestAmerica	TestAmerica	TestAmerica	TestAmerica	TestAmerica
QA/QC	Equipment Blank	Equipment Blank	Equipment Blank	Equipment Blank	Equipment Blank
Table 3+ Lab SOP (ng/L)					
HFPO-DA (EPA Method 537 Mod)	<4.0	<4.0	<4.0	<4	<4
PFMOAA	<5 UJ	<5 UJ	<5 UJ	<5	<5
PFO2HxA	<2 UJ	<2 UJ	<2 UJ	<2	<2
PFO3OA	<2 UJ	<2 UJ	<2 UJ	<2	<2
PFO4DA	<2 UJ	<2 UJ	<2 UJ	<2	<2
PFO5DA	<2 UJ	<2 UJ	<2 UJ	<2	<2
PMPA	<10 UJ	<10 UJ	<10 UJ	<10	<10
PEPA	<20 UJ	<20 UJ	<20 UJ	<20	<20
PFESA-BP1	<2 UJ	<2 UJ	<2 UJ	<2	<2
PFESA-BP2	<2 UJ	<2 UJ	<2 UJ	<2	<2
Byproduct 4	<2 UJ	<2 UJ	<2 UJ	<2	<2
Byproduct 5	<2 UJ	<2 UJ	<2 UJ	<2	<2
Byproduct 6	<2 UJ	<2 UJ	<2 UJ	<2	<2
NVHOS	<2 UJ	<2 UJ	<2 UJ	<2	<2
EVE Acid	<2 UJ	<2 UJ	<2 UJ	<2	<2
Hydro-EVE Acid	<2 UJ	<2 UJ	<2 UJ	<2	<2
R-EVE	<2 UJ	<2 UJ	<2 UJ	<2	<2
PES	<2 UJ	<2 UJ	<2 UJ	<2	<2
PFECA B	<2 UJ	<2 UJ	<2 UJ	<2	<2
PFECA-G	<2 UJ	<2 UJ	<2 UJ	<2	<2
Total Table 3+ Compounds*	ND	ND	ND	ND	ND
Other PFAS (ng/L)					
10:2 Fluorotelomer sulfonate	<2.0	<2.0	<2.0	<2	<2
F-53B Minor (11Cl-PF3OUdS)	--	--	--	--	--
1H,1H,2H,2H-perfluorodecanesulfonate (8:2 FTS)	<20	<20	<20	<20	<20
1H,1H,2H,2H-perfluorohexanesulfonate (4:2 FTS)	<20	<20	<20	<20	<20
2-(N-ethyl perfluoro-1-octanesulfonamido)-ethanol	820 J	850 J	780 J	<2	<2
2-(N-methyl perfluoro-1-octanesulfonamido)-ethanol	<110	<110	<110	<2	<2
6:2 Fluorotelomer sulfonate	<20	<20	<20	<20	<20
F-53B Major (9Cl-PF3ONS)	--	--	--	--	--
ADONA	<2.1	<2.1	<2.1	<2.1	<2.1
NaDONA	<2.1	<2.1	<2.1	<2.1	<2.1
N-ethyl perfluorooctane sulfonamidoacetic acid	<20	<20	<20	<20	<20
N-ethylperfluoro-1-octanesulfonamide	<37 UJ	<37 UJ	<37	<2	<2
N-methyl perfluoro-1-octanesulfonamide	<35	<35	<35	<2	<2
N-methyl perfluorooctane sulfonamidoacetic acid	<20	<20	<20	<20	<20
Perfluorobutane Sulfonic Acid	<2.0	<2.0	<2.0	<2	<2
Perfluorobutanoic Acid	<2.0	<2.0	<2.0	<2	<2
Perfluorodecane Sulfonic Acid	<2.0	<2.0	<2.0	<2	<2
Perfluorodecanoic Acid	<2.0	<2.0	<2.0	<2	<2
Perfluorododecane sulfonic acid (PFDoS)	<2.0	<2.0	<2.0	<2	<2
Perfluorododecanoic Acid	<2.0	<2.0	<2.0	<2	<2
Perfluoroheptane sulfonic acid (PFHpS)	<2.0	<2.0	<2.0	<2	<2
Perfluoroheptanoic Acid	<2.0	<2.0	<2.0	<2	<2
Perfluorohexadecanoic acid (PFHxDA)	<2.0	<2.0	<2.0	<2	<2
Perfluorohexane Sulfonic Acid	<2.0	<2.0	<2.0	<2	<2
Perfluorohexanoic Acid	<2.0	<2.0	<2.0	<2	<2
Perfluorononanesulfonic acid	<2.0	<2.0	<2.0	<2	<2
Perfluorononanoic Acid	<2.0	<2.0	<2.0	<2	<2
Perfluorooctadecanoic acid	<2.0	<2.0	<2.0	<2	<2
Perfluorooctane Sulfonamide	<2.0	<2.0	<2.0	<2	<2
Perfluoropentane sulfonic acid (PFPeS)	<2.0	<2.0	<2.0	<2	<2
Perfluoropentanoic Acid	<2.0	<2.0	<2.0	<2	<2
Perfluorotetradecanoic Acid	<2.0	<2.0	<2.0	<2	<2
Perfluorotridecanoic Acid	<2.0	<2.0	<2.0	<2	<2
Perfluoroundecanoic Acid	<2.0	<2.0	<2.0	<2	<2
PFOA	<2.0	<2.0	<2.0	<2	<2
PFOS	<2.0	<2.0	<2.0	<2	<2

Notes:

- * - Total Table 3+ was calculated including J qualified data but not non-detect data. The total Table 3+ sum is rounded to two significant figures.
- Bold** - Analyte detected above associated reporting limit
- EPA - Environmental Protection Agency
- B - Not detected substantially above the level reported in the laboratory or field blanks.
- J - Analyte detected. Reported value may not be accurate or precise
- ND - No Table 3+ compounds were detected above their associated reporting limits.
- ng/L - nanograms per liter
- QA/QC - Quality assurance/ quality control
- SOP - standard operating procedure
- UJ - Analyte not detected. Reporting limit may not be accurate or precise.
- - No data reported
- < - Analyte not detected above associated reporting limit.

**TABLE 5
ANALYTICAL RESULTS - ALL SAMPLING EVENTS
Chemours Fayetteville Works, North Carolina**

Location ID	EQBLK				
	Sampling Event	August 2019			October 2019
Field Sample ID	STW-EB-01-082119	STW-EB-02-082119	STW-EB-03-082119	STW-EB-01-100919	STW-EB-02-100919
Date Sampled	8/21/2019	8/21/2019	8/21/2019	10/9/2019	10/9/2019
Analytical Laboratory	TestAmerica	TestAmerica	TestAmerica	TestAmerica	TestAmerica
QA/QC	Equipment Blank	Equipment Blank	Equipment Blank	Equipment Blank	Equipment Blank
Table 3+ Lab SOP (ng/L)					
HFPO-DA (EPA Method 537 Mod)	<2	<2	<2	<4	<4
PFMOAA	<5	<5	<5	<5	<5
PFO2HxA	<2	<2	<2	<2	<2
PFO3OA	<2	<2	<2	<2	<2
PFO4DA	<2	<2	<2	<2	<2
PFO5DA	<2	<2	<2	<2	<2
PMPA	<10	<10	<10	<10	<10
PEPA	<20	<20	<20	<20	<20
PFESA-BP1	<2	<2	<2	<2	<2
PFESA-BP2	<2	<2	<2	<2	<2
Byproduct 4	<2	<2	<2	<2	<2
Byproduct 5	<2	<2	<2	<2	<2
Byproduct 6	<2	<2	<2	<2	<2
NVHOS	<2	<2	<2	<2	<2
EVE Acid	<2	<2	<2	<2	<2
Hydro-EVE Acid	<2	<2	<2	<2	<2
R-EVE	<2	<2	<2	<2	<2
PES	<2	<2	<2	<2	<2
PFECA B	<2	<2	<2	<2	<2
PFECA-G	<2	<2	<2	<2	<2
Total Table 3+ Compounds*	ND	ND	ND	ND	ND
Other PFAS (ng/L)					
10:2 Fluorotelomer sulfonate	<2	<2	<2	<2	<2
F-53B Minor (11Cl-PF3OUdS)	<2	<2	<2	<2	<2
1H,1H,2H,2H-perfluorodecanesulfonate (8:2 FTS)	<20	<20	<20	<20	<20
1H,1H,2H,2H-perfluorohexanesulfonate (4:2 FTS)	<20	<20	<20	<20	<20
2-(N-ethyl perfluoro-1-octanesulfonamido)-ethanol	<2	<2	<2	<2	<2
2-(N-methyl perfluoro-1-octanesulfonamido)-ethanol	<4	<4	<4	<4	<4
6:2 Fluorotelomer sulfonate	<20	<20	<20	<20	<20
F-53B Major (9Cl-PF3ONS)	<2	<2	<2	<2	<2
ADONA	<2.1	<2.1	<2.1	<2.1	<2.1
NaDONA	<2.1	<2.1	<2.1	<2.1	<2.1
N-ethyl perfluorooctane sulfonamidoacetic acid	<20	<20	<20	<20	<20
N-ethylperfluoro-1-octanesulfonamide	<2	<2	<2	<2	<2
N-methyl perfluoro-1-octanesulfonamide	<2	<2	<2	<2	<2
N-methyl perfluorooctane sulfonamidoacetic acid	<20	<20	<20	<20	<20
Perfluorobutane Sulfonic Acid	<2	<2	<2	<2	<2
Perfluorobutanoic Acid	<2	<2	<2	<2	<2
Perfluorodecane Sulfonic Acid	<2	<2	<2	<2	<2
Perfluorodecanoic Acid	<2	<2	<2	<2	<2
Perfluorododecane sulfonic acid (PFDoS)	<2	<2	<2	<2	<2
Perfluorododecanoic Acid	<2	<2	<2	<2	<2
Perfluoroheptane sulfonic acid (PFHpS)	<2	<2	<2	<2	<2
Perfluoroheptanoic Acid	<2	<2	<2	<2	<2
Perfluorohexadecanoic acid (PFHxDA)	<2	<2	<2	<2	<2
Perfluorohexane Sulfonic Acid	<2	<2	<2	<2	<2
Perfluorohexanoic Acid	<2	<2	<2	<2	<2
Perfluorononanesulfonic acid	<2	<2	<2	<2	<2
Perfluorononanoic Acid	<2	<2	<2	<2	<2
Perfluorooctadecanoic acid	<2	<2	<2	<2	<2
Perfluorooctane Sulfonamide	<2	<2	<2	<2	<2
Perfluoropentane sulfonic acid (PFPeS)	<2	<2	<2	<2	<2
Perfluoropentanoic Acid	<2	<2	<2	<2	<2
Perfluorotetradecanoic Acid	<2	<2	<2	<2	<2
Perfluorotridecanoic Acid	<2	<2	<2	<2	<2
Perfluoroundecanoic Acid	<2	2	<2	<2	<2
PFOA	<2	<2	<2	<2	<2
PFOS	<2	<2	<2	<2	<2

Notes:

- * - Total Table 3+ was calculated including J qualified data but not non-detect data. The total Table 3+ sum is rounded to two significant figures.
- Bold** - Analyte detected above associated reporting limit
- EPA - Environmental Protection Agency
- B - Not detected substantially above the level reported in the laboratory or field blanks.
- J - Analyte detected. Reported value may not be accurate or precise
- ND - No Table 3+ compounds were detected above their associated reporting limits.
- ng/L - nanograms per liter
- QA/QC - Quality assurance/ quality control
- SOP - standard operating procedure
- UJ - Analyte not detected. Reporting limit may not be accurate or precise.

-- - No data reported
 < - Analyte not detected above associated reporting limit.

**TABLE 5
ANALYTICAL RESULTS - ALL SAMPLING EVENTS
Chemours Fayetteville Works, North Carolina**

Location ID	EQBLK				
	October 2019	December 2019		January 2020	
Sampling Event	STW-EB-03-100919	STW-EQBLK-DR-122019	STW-EQBLK-IO-122019	STW-LOCEB1-012920	STW-LOCEB2-012920
Field Sample ID					
Date Sampled	10/9/2019	12/20/2019	12/20/2019	1/29/2020	1/29/2020
Analytical Laboratory	TestAmerica	TestAmerica	TestAmerica	TestAmerica	TestAmerica
QA/QC	Equipment Blank	Equipment Blank	Equipment Blank	Equipment Blank	Equipment Blank
Table 3+ Lab SOP (ng/L)					
HFPO-DA (EPA Method 537 Mod)	<4	<4	<4	<4	<4
PFMOAA	<5	<5	<5	<5 UJ	<5 UJ
PFO2HxA	<2	<2	<2	<2	<2
PFO3OA	<2	<2	<2	<2	<2
PFO4DA	<2	<2	<2	<2	<2
PFO5DA	<2	<2	<2	<2	<2
PMPA	<10	10	10	<10	<10
PEPA	<20	<20	<20	<20	<20
PFESA-BP1	<2	<2	<2	<2	<2
PFESA-BP2	<2	<2	<2	<2	<2
Byproduct 4	<2	<2	<2	<2	<2
Byproduct 5	<2	<2	<2	<2	<2
Byproduct 6	<2	<2	<2	<2	<2
NVHOS	<2	<2	<2	<2	<2
EVE Acid	<2	<2	<2	<2	<2
Hydro-EVE Acid	<2	<2	<2	<2	<2
R-EVE	<2	<2	<2	<2	<2
PES	<2	<2	<2	<2	<2
PFECA B	<2	<2	<2	<2	<2
PFECA-G	<2	<2	<2	<2	<2
Total Table 3+ Compounds*	ND	10	10	ND	ND
Other PFAS (ng/L)					
10:2 Fluorotelomer sulfonate	<2	<2	<2	<2	<2
F-53B Minor (11Cl-PF3OUdS)	<2	<2	<2	<2	<2
1H,1H,2H,2H-perfluorodecanesulfonate (8:2 FTS)	<20	<20	<20	<20	<20
1H,1H,2H,2H-perfluorohexanesulfonate (4:2 FTS)	<20	<20	<20	<20	<20
2-(N-ethyl perfluoro-1-octanesulfonamido)-ethanol	<2	<2	<2	<2	<2
2-(N-methyl perfluoro-1-octanesulfonamido)-ethanol	<4	<4	<4	<4	<4
6:2 Fluorotelomer sulfonate	<20	<20	<20	<20	<20
F-53B Major (9Cl-PF3ONS)	<2	<2	<2	<2	<2
ADONA	<2.1	<2.1	<2.1	<2.1	<2.1
NaDONA	<2.1	<2.1	<2.1	<2.1	<2.1
N-ethyl perfluorooctane sulfonamidoacetic acid	<20	<20	<20	<20	<20
N-ethylperfluoro-1-octanesulfonamide	<2	<2	<2	<2	<2
N-methyl perfluoro-1-octanesulfonamide	<2	<2	<2	<2	<2
N-methyl perfluorooctane sulfonamidoacetic acid	<20	<20	<20	<20	<20
Perfluorobutane Sulfonic Acid	<2	<2	<2	<2	<2
Perfluorobutanoic Acid	<2	<2	<2	<2	<2
Perfluorodecane Sulfonic Acid	<2	<2	<2	<2	<2
Perfluorodecanoic Acid	<2	<2	<2	<2	<2
Perfluorododecane sulfonic acid (PFDoS)	<2	<2	<2	<2	<2
Perfluorododecanoic Acid	<2	<2	<2	<2	<2
Perfluoroheptane sulfonic acid (PFHpS)	<2	<2	<2	<2	<2
Perfluoroheptanoic Acid	<2	<2	<2	<2	<2
Perfluorohexadecanoic acid (PFHxDA)	<2	<2	<2	<2	<2
Perfluorohexane Sulfonic Acid	<2	<2	<2	<2	<2
Perfluorohexanoic Acid	<2	<2	<2	<2	<2
Perfluorononanesulfonic acid	<2	<2	<2	<2	<2
Perfluorononanoic Acid	<2	<2	<2	<2	<2
Perfluorooctadecanoic acid	<2	<2	<2	<2	<2
Perfluorooctane Sulfonamide	<2	<2	<2	<2	<2
Perfluoropentane sulfonic acid (PFPeS)	<2	<2	<2	<2	<2
Perfluoropentanoic Acid	<2	<2	<2	<2	<2
Perfluorotetradecanoic Acid	<2	<2	<2	<2	<2
Perfluorotridecanoic Acid	<2	<2	<2	<2	<2
Perfluoroundecanoic Acid	<2	<2	<2	<2	<2
PFOA	<2	<2	<2	<2	<2
PFOS	<2	<2	<2	<2	<2

Notes:

* - Total Table 3+ was calculated including J qualified data but not non-detect data. The total Table 3+ sum is rounded to two significant figures.
Bold - Analyte detected above associated reporting limit
EPA - Environmental Protection Agency
B - Not detected substantially above the level reported in the laboratory or field blanks.
J - Analyte detected. Reported value may not be accurate or precise
ND - No Table 3+ compounds were detected above their associated reporting limits.
ng/L - nanograms per liter
QA/QC - Quality assurance/ quality control
SOP - standard operating procedure
UJ - Analyte not detected. Reporting limit may not be accurate or precise.

-- No data reported
< - Analyte not detected above associated reporting limit.

**TABLE 5
ANALYTICAL RESULTS - ALL SAMPLING EVENTS
Chemours Fayetteville Works, North Carolina**

Location ID	FBLK					
Sampling Event	April 2019	June 2019	August 2019	October 2019	December 2019	January 2020
Field Sample ID	DSTW-TB-042519	STW-LOC-FBLK-1	STW-FB-082119	STW-FB-100919	STW-FBLK-122019	STW-LOC-FB-012920
Date Sampled	04/25/2019	06/27/2019	8/21/2019	10/9/2019	12/20/2019	1/29/2020
Analytical Laboratory	TestAmerica	TestAmerica	TestAmerica	TestAmerica	TestAmerica	TestAmerica
QA/QC	Field Blank	Field Blank	Field Blank	Field Blank	Field Blank	Field Blank
Table 3+ Lab SOP (ng/L)						
HFPO-DA (EPA Method 537 Mod)	<4.0	<4	<2	<4	<4 UJ	<4
PFMOAA	<5 UJ	<5	<5	<5	<5	<5 UJ
PFO2HxA	<2 UJ	<2	<2	<2	<2	<2
PFO3OA	<2 UJ	<2	<2	<2	<2	<2
PFO4DA	<2 UJ	<2	<2	<2	<2	<2
PFO5DA	<2 UJ	<2	<2	<2	<2	<2
PMPA	<10 UJ	<10	<10	<10	10	<10
PEPA	<20 UJ	<20	<20	<20	<20	<20
PFESA-BP1	<2 UJ	<2	<2	<2	<2	<2
PFESA-BP2	<2 UJ	<2	<2	<2	<2	<2
Byproduct 4	<2 UJ	<2	<2	<2	<2	<2
Byproduct 5	<2 UJ	<2	<2	<2	<2	<2
Byproduct 6	<2 UJ	<2	<2	<2	<2	<2
NVHOS	<2 UJ	<2	<2	<2	<2	<2
EVE Acid	<2 UJ	<2	<2	<2	<2	<2
Hydro-EVE Acid	<2 UJ	<2	<2	<2	<2	<2
R-EVE	<2 UJ	<2	<2	<2	<2	<2
PES	<2 UJ	<2	<2	<2	<2	<2
PFECA B	<2 UJ	<2	<2	<2	<2	<2
PFECA-G	<2 UJ	<2	<2	<2	<2	<2
Total Table 3+ Compounds*	ND	ND	ND	ND	10	ND
Other PFAS (ng/L)						
10:2 Fluorotelomer sulfonate	<2	<2	<2	<2	<2	<2
F-53B Minor (11Cl-PF3OUdS)	--	--	<2	<2	<2	<2
1H,1H,2H,2H-perfluorodecanesulfonate (8:2 FTS)	<20	<20	<20	<20	<20	<20
1H,1H,2H,2H-perfluorohexanesulfonate (4:2 FTS)	<20	<20	<20	<20	<20	<20
2-(N-ethyl perfluoro-1-octanesulfonamido)-ethanol	<60	<2	<2	<2	<2	<2
2-(N-methyl perfluoro-1-octanesulfonamido)-ethanol	<110	<2	<4	<4	<4	<4
6:2 Fluorotelomer sulfonate	<20	<20	<20	<20	<20	<20
F-53B Major (9Cl-PF3ONS)	--	--	<2	<2	<2	<2
ADONA	<2.1	<2.1	<2.1	<2.1	<2.1	<2.1
NaDONA	<2.1	<2.1	<2.1	<2.1	<2.1	<2.1
N-ethyl perfluorooctane sulfonamidoacetic acid	<20	<20	<20	<20	<20	<20
N-ethylperfluoro-1-octanesulfonamide	<37	<2	<2	<2	<2	<2
N-methyl perfluoro-1-octanesulfonamide	<35	<2	<2	<2	<2	<2
N-methyl perfluorooctane sulfonamidoacetic acid	<20	<20	<20	<20	<20	<20
Perfluorobutane Sulfonic Acid	<2	<2	<2	<2	<2	<2
Perfluorobutanoic Acid	<2	<2	<2	<2	<2 UJ	<2
Perfluorodecane Sulfonic Acid	<2	<2	<2	<2	<2	<2
Perfluorodecanoic Acid	<2	<2	<2	<2	<2	<2
Perfluorododecane sulfonic acid (PFDoS)	<2	<2	<2	<2	<2	<2
Perfluorododecanoic Acid	<2	<2	<2	<2	<2	<2
Perfluoroheptane sulfonic acid (PFHpS)	<2	<2	<2	<2	<2	<2
Perfluoroheptanoic Acid	<2	<2	<2	<2	<2 UJ	<2
Perfluorohexadecanoic acid (PFHxDA)	<2	<2	<2	<2	<2	<2
Perfluorohexane Sulfonic Acid	<2	<2	<2	<2	<2	<2
Perfluorohexanoic Acid	<2	<2	<2	<2	<2 UJ	<2
Perfluoronanesulfonic acid	<2	<2	<2	<2	<2	<2
Perfluoronanoic Acid	<2	<2	<2	<2	<2	<2
Perfluorooctadecanoic acid	<2	<2	<2	<2	<2	<2
Perfluorooctane Sulfonamide	<2	<2	<2	<2	<2	<2
Perfluoropentane sulfonic acid (PFPeS)	<2	<2	<2	<2	<2	<2
Perfluoropentanoic Acid	<2	<2	<2	<2	<2 UJ	<2
Perfluorotetradecanoic Acid	<2	<2	<2	<2	<2	<2
Perfluorotridecanoic Acid	<2	<2	<2	<2	<2	<2
Perfluoroundecanoic Acid	<2	<2	<2	<2	<2	<2
PFOA	<2	<2	<2	<2	<2 UJ	<2
PFOS	<2	<2	<2	<2	<2	<2

Notes:

- * - Total Table 3+ was calculated including J qualified data but not non-detect data. The total Table 3+ sum is rounded to two significant figures.
- Bold** - Analyte detected above associated reporting limit
- EPA - Environmental Protection Agency
- B - Not detected substantially above the level reported in the laboratory or field blanks.
- J - Analyte detected. Reported value may not be accurate or precise
- ND - No Table 3+ compounds were detected above their associated reporting limits.
- ng/L - nanograms per liter
- QA/QC - Quality assurance/ quality control
- SOP - standard operating procedure
- UJ - Analyte not detected. Reporting limit may not be accurate or precise.
- - No data reported
- < - Analyte not detected above associated reporting limit.

TABLE 6
TOTAL DAILY PRECIPITATION -
2020 QUARTER 1
Chemours Fayetteville Works, North Carolina

Date	Total Precipitation (inches)	Measured Outfall Flow (MGD)
1/1/2020	--	21
1/2/2020	0.04	22
1/3/2020	0.70	24
1/4/2020	0.73	24
1/5/2020	--	23
1/6/2020	--	21
1/7/2020	--	22
1/8/2020	--	22
1/9/2020	--	22
1/10/2020	--	23
1/11/2020	0.08	23
1/12/2020	0.70	23
1/13/2020	0.60	24
1/14/2020	--	23
1/15/2020	--	23
1/16/2020	--	23
1/17/2020	--	24
1/18/2020	--	24
1/19/2020	0.03	22
1/20/2020	--	22
1/21/2020	--	23
1/22/2020	--	22
1/23/2020	--	22
1/24/2020	0.03	23
1/25/2020	0.25	23
1/26/2020	--	22
1/27/2020	0.09	23
1/28/2020	0.01	24
1/29/2020	--	23
1/30/2020	--	23
1/31/2020	0.86	25
2/1/2020	--	22
2/2/2020	--	23
2/3/2020	--	24
2/4/2020	--	22
2/5/2020	0.02	23
2/6/2020	2.63	32
2/7/2020	0.48	25
2/8/2020	--	23
2/9/2020	--	23
2/10/2020	--	25
2/11/2020	--	21
2/12/2020	--	23
2/13/2020	0.15	23
2/14/2020	--	23
2/15/2020	--	23
2/16/2020	0.22	22
2/17/2020	0.04	24
2/18/2020	0.15	22
2/19/2020	0.11	22
2/20/2020	--	25
2/21/2020	--	23

TABLE 6
TOTAL DAILY PRECIPITATION -
2020 QUARTER 1
Chemours Fayetteville Works, North Carolina

Date	Total Precipitation (inches)	Measured Outfall Flow (MGD)
2/22/2020	--	23
2/23/2020	--	22
2/24/2020	0.23	23
2/25/2020	0.05	22
2/26/2020	--	22
2/27/2020	--	22
2/28/2020	--	23
2/29/2020	--	22
3/1/2020	--	N/A
3/2/2020	--	N/A
3/3/2020	0.21	N/A
3/4/2020	0.01	N/A
3/5/2020	0.64	N/A
3/6/2020	0.02	N/A
3/7/2020	--	N/A
3/8/2020	--	N/A
3/9/2020	--	N/A
3/10/2020	--	N/A
3/11/2020	--	N/A
3/12/2020	--	N/A
3/13/2020	--	N/A
3/14/2020	--	N/A
3/15/2020	0.15	N/A
3/16/2020	--	N/A
3/17/2020	0.2	N/A
3/18/2020	--	N/A
3/19/2020	--	N/A
3/20/2020	--	N/A
3/21/2020	0.02	N/A
3/22/2020	0.06	N/A
3/23/2020	0.08	N/A
3/24/2020	0.13	N/A
3/25/2020	0.89	N/A
3/26/2020	--	N/A
3/27/2020	--	N/A
3/28/2020	--	N/A
3/29/2020	--	N/A
3/30/2020	--	N/A
3/31/2020	0.29	N/A

Notes:

Precipitation data obtained from USGS rain gauge at W.O. Huske Dam.

MGD - million gallons per day

N/A - Flow data at Outfall 002 not yet available

USGS - United States Geological Survey

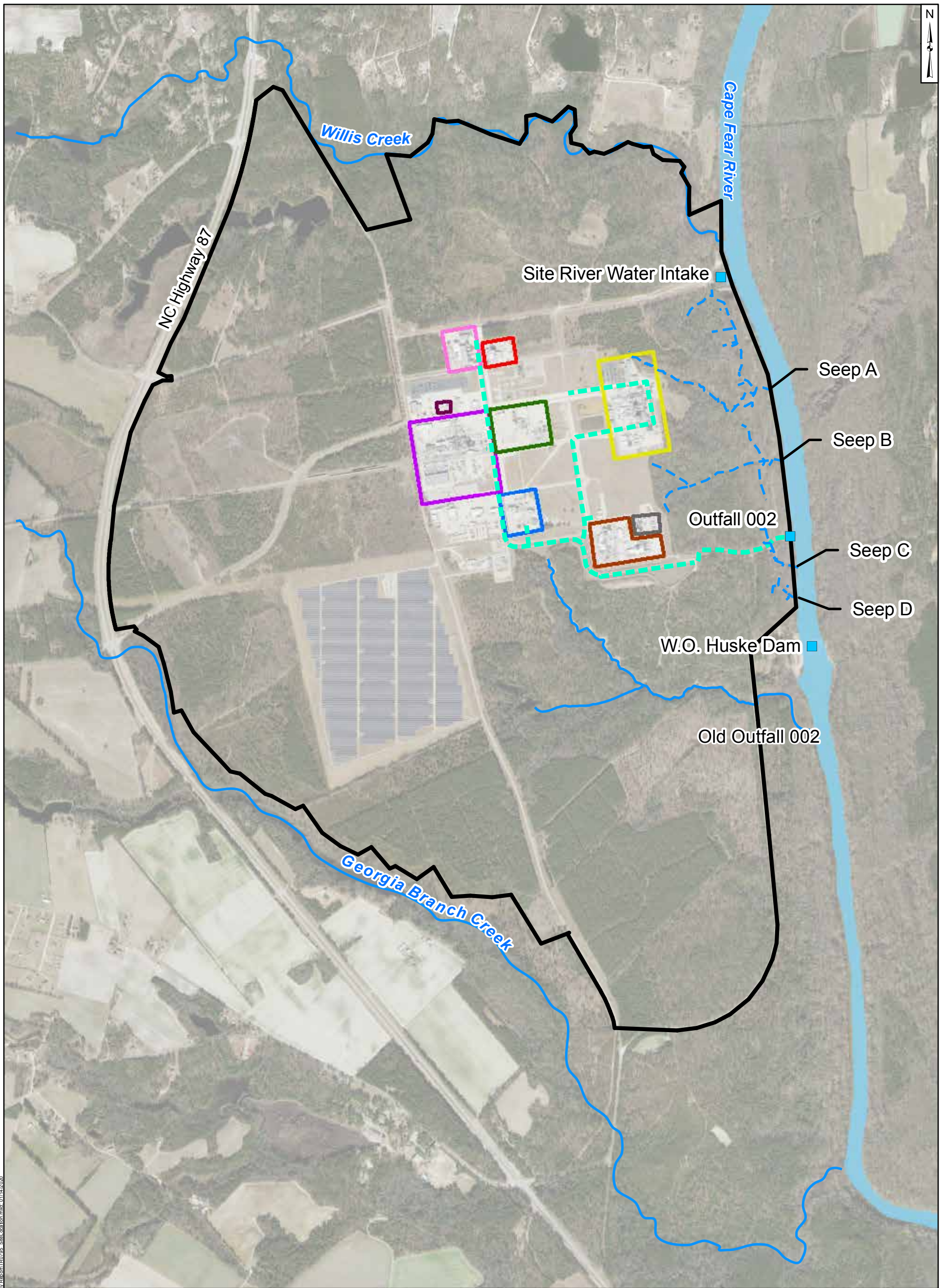
-- - below USGS measurement threshold

72 hour period prior to sample collection date

Sample collection date

Location 8 (effluent to the wastewater treatment plant) sample collection date

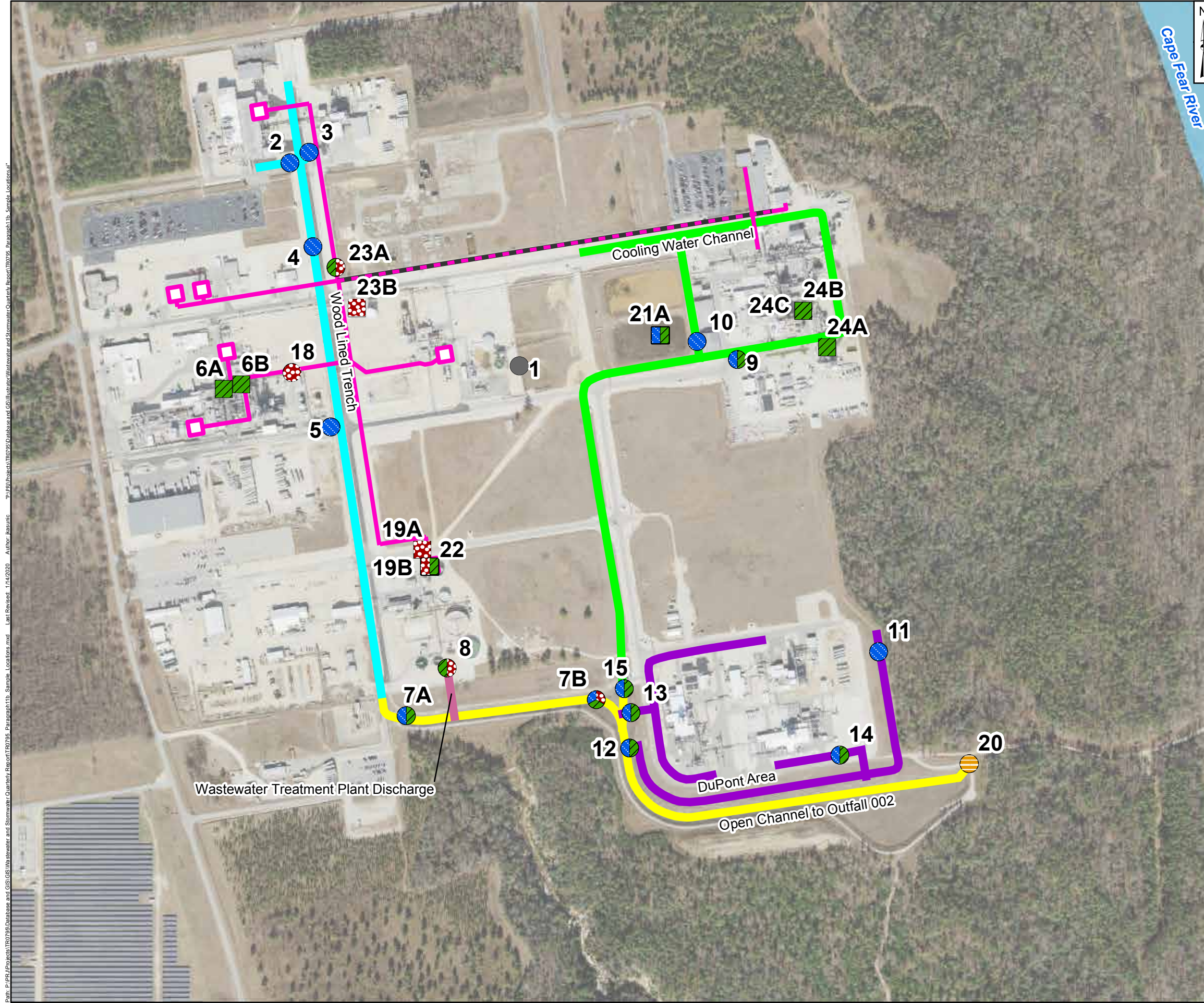
FIGURES



Legend Site Features Site Boundary Nearby Tributary Observed Seep (Natural Drainage) Site Conveyance Network		Areas at Site Chemours Monomers IXM Chemours Polymer Processing Aid Area DuPont Polyvinyl Fluoride Leased Area Former DuPont PMDF Area Kuraray SentryGlas® Leased Area		Kuraray Trosifol® Leased Area Wastewater Treatment Plant Power - Filtered and Demineralized Water Production Kuraray Laboratory		2,000 1,000 0 2,000 Feet 	
Site Location Map Chemours Fayetteville Works, North Carolina							
Geosyntec consultants		Geosyntec Consultants of NC, P.C. NC License No.: C 3500 and C 295		Figure 1			
Raleigh		April 2020					

Path: P:\Projects\100795\GIS\GISData\Water_and_Sewer\Map\01141920.mxd
 10/14/2020

Notes:
 1. The outline of the Cape Fear River shown on this figure is approximate (River outline based on compilation of open data sources from ArcGIS online service and North Carolina Department of Environmental Quality Online GIS - Major Hydro shapefile).
 2. Basemap sources: Esri, DigitalGlobe, GeoEye, Earthstar Geographics, CNES/Airbus DS, USDA, USGS, AeroGRID, IGN, and the GIS User Community



Legend

- Temporal Composite Sample
- Grab Sample

Sample Location Category

- Outfall 002
- Intake River Water at Facility
- Process wastewater
- Non-process wastewater
- Stormwater

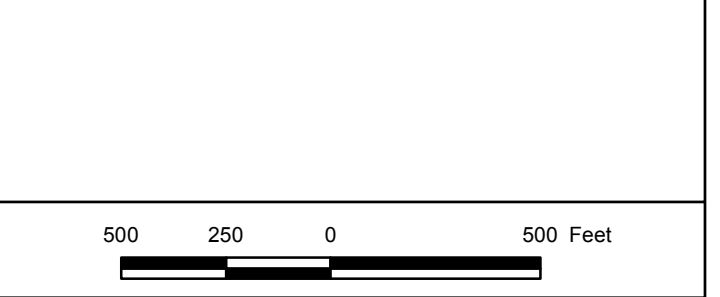
Discharge Areas

- Wood Lined Trench
- Wastewater Treatment Plant Discharge
- Cooling Water Channel
- Open Channel to Outfall 002
- DuPont Area

Other Connections

- Pipe Connection to Facility
- Terracotta Pipe and Piping Connected to Terracotta Pipe
- Grouted Pipe Section

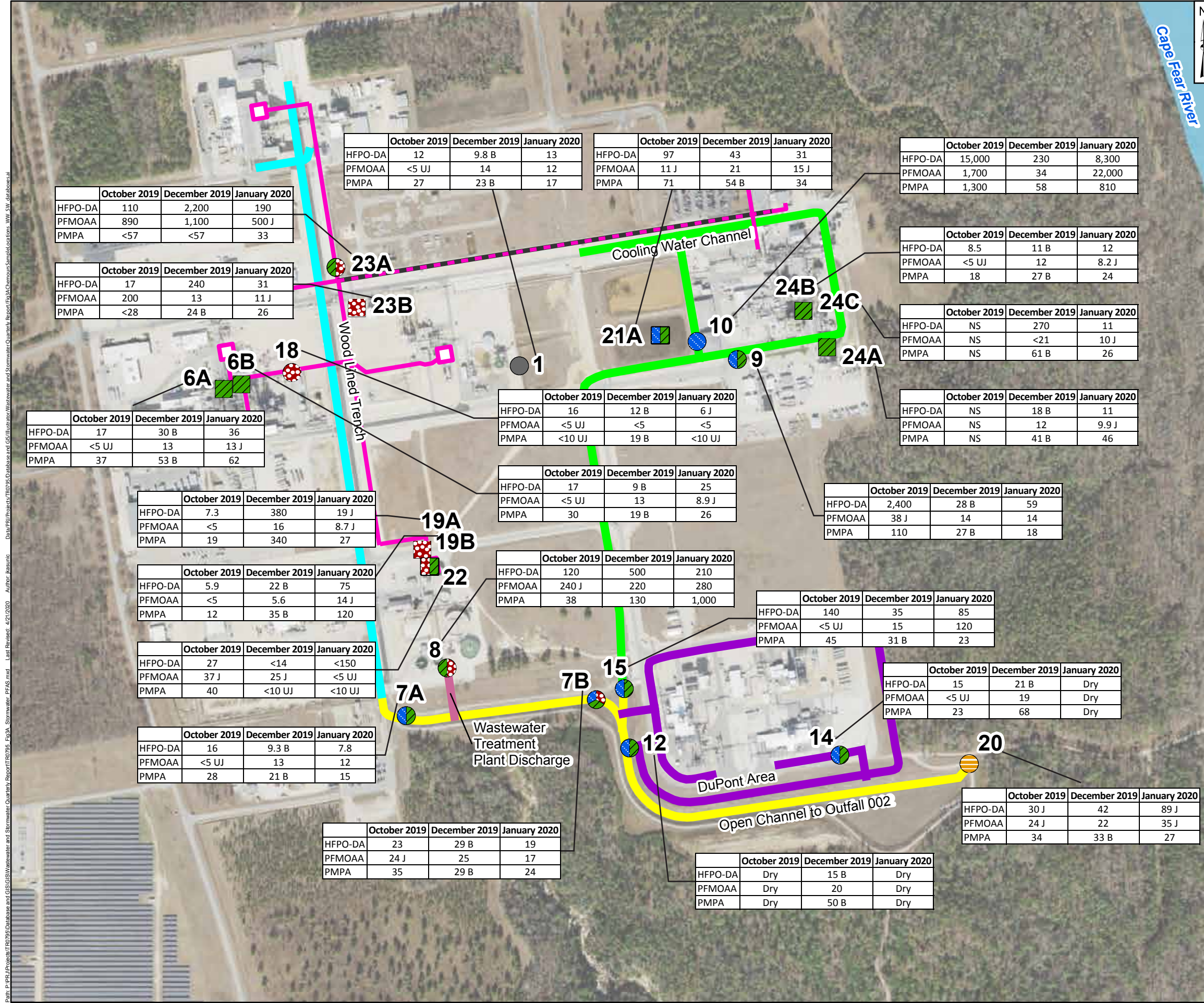
Note:
Prior to December 2019, Locations 18 and 23A were collected as grab samples.



Paragraph 11(b) Sample Locations
Chemours Fayetteville Works, North Carolina

Path: P:\P\Projects\TR0795 Database and GIS\GIS\Water and Stormwater\Quarterly Report\TR0795 - Paragraph 11b - Sample Locations.mxd
 Author: kstunic
 Last Revised: 1/12/2020

Projection: NAD 1983 StatePlane North Carolina FIPS 3200 Feet Units in Foot US



Legend

- Temporal Composite Sample
- Grab Sample

Sample Location Category

- Outfall 002
- Intake River Water at Facility
- Process wastewater
- Non-process wastewater
- Stormwater

Ditch Types

- Wood Lined Trench
- Wastewater Treatment Plant Discharge
- Cooling Water Channel
- Open Channel to Outfall 002
- DuPont Area

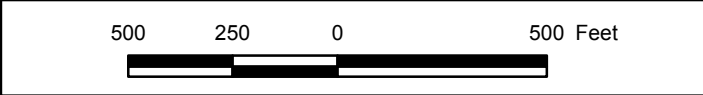
Other Connections

- Pipe Connection to Facility
- Terracotta Pipe and Piping Connected to Terracotta Pipe
- Grouted Pipe Section

Notes:

ng/L - nanograms per liter
 B - not detected substantially above the level reported in laboratory or field blanks
 J - estimated value
 UJ - estimated reporting limit
 Dry - Insufficient water to collect sample
 NS - not sampled
 HFPO-DA - Hexafluoropropylene oxide dimer acid
 PFMOAA - Perfluoro-2-methoxyacetic acid
 PMPA - Perfluoromethoxypropyl carboxylic acid

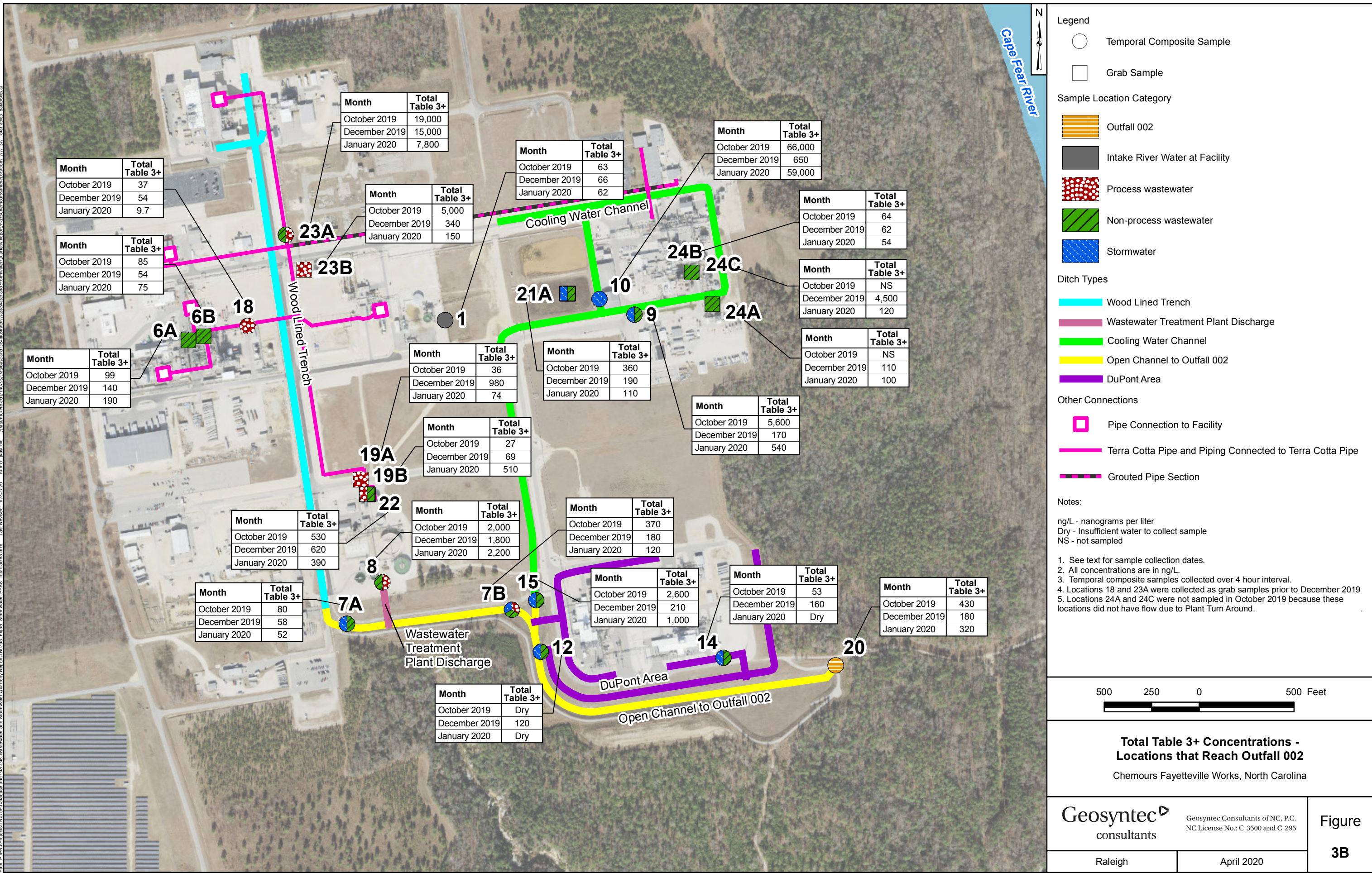
- See text for sample collection dates.
- All concentrations are in ng/L.
- Temporal composite samples collected over 4 hour interval.
- Locations 18 and 23A were collected as grab samples prior to December 2019.
- Locations 24A and 24C were not sampled in October 2019 because these locations did not have flow due to Plant Turn Around.



HFPO-DA, PFMOAA, and PMPA Concentrations - Locations that Reach Outfall 002
Chemours Fayetteville Works, North Carolina

Path: P:\P\Projects\18795\Wastewater and Stormwater\Quarterly Report\Fig3A\Chemours_SampleLocations_VW_SV.dwg
 Date: 11/19/2020 10:58:58 AM
 Author: hsaunic
 Last Revised: 4/21/2020
 File: Stormwater_PFA5.mxd
 Projection: NAD 1983 StatePlane North Carolina FIPS 3200 Feet; Units in Foot US

F:\16_P\Projects\TR0795\Database and GIS\GIS\Wastewater and Stormwater\Quarterly Report\T0795_EPIB_Stormwater_PLAS_TranTable3.mxd Last Revised: 1/23/2020 Author: kjeuine Date Plotted: 2/10/2020 Data Path: projects\TR0795\Database and GIS\Illustrator\Wastewater and Stormwater\Quarterly Report\Final\Chemours\SampleLocations_WW_SV_TranTable3_databases.a



Legend

- Temporal Composite Sample
- Grab Sample

Sample Location Category

- Outfall 002
- Intake River Water at Facility
- Process wastewater
- Non-process wastewater
- Stormwater

Ditch Types


- Wood Lined Trench
- Wastewater Treatment Plant Discharge
- Cooling Water Channel
- Open Channel to Outfall 002
- DuPont Area

Other Connections

- Pipe Connection to Facility
- Terra Cotta Pipe and Piping Connected to Terra Cotta Pipe
- Grouted Pipe Section

Notes:

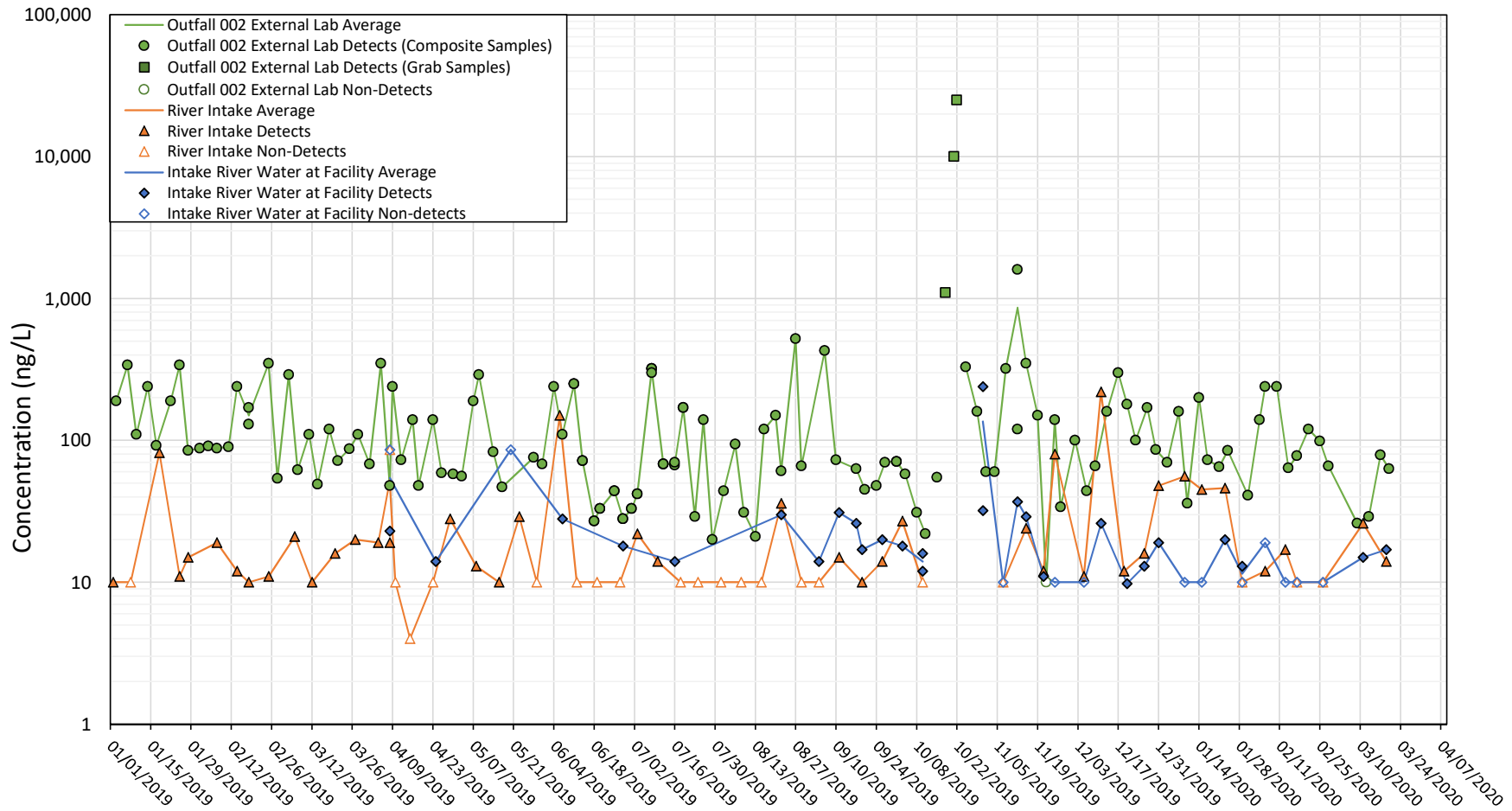
- See text for sample collection dates.
- All concentrations are in ng/L.
- Temporal composite samples collected over 4 hour interval.
- Locations 18 and 23A were collected as grab samples prior to December 2019
- Locations 24A and 24C were not sampled in October 2019 because these locations did not have flow due to Plant Turn Around.



Total Table 3+ Concentrations - Locations that Reach Outfall 002
Chemours Fayetteville Works, North Carolina

Geosyntec consultants	Geosyntec Consultants of NC, P.C. NC License No.: C 3500 and C 295		Figure 3B
	Raleigh	April 2020	

Projection: NAD 1983 StatePlane North Carolina FIPS 3200 Feet Units in Foot US



Notes:

- Prior to March 9, 2020 Outfall 002 samples are 3.5 day time-weighted composite samples except for samples on October 18, 21 and 22 2019, which were grab samples (shown as square symbols). Samples after March 9, 2020 are 24-hr flow-weighted samples.
- Intake samples are grab samples.
- The plant was shutdown and not discharging cooling water from Outfall 002 during the Plant Turn Around between October 12, 2019 and October 24, 2019. The data series are discontinuous to represent the Plant Turn Around.

Acronyms:

ng / L: nanograms per liter

Intake and Outfall 002 Concentrations - HFPO-DA
Chemours Fayetteville Works, North Carolina

Geosyntec
consultants

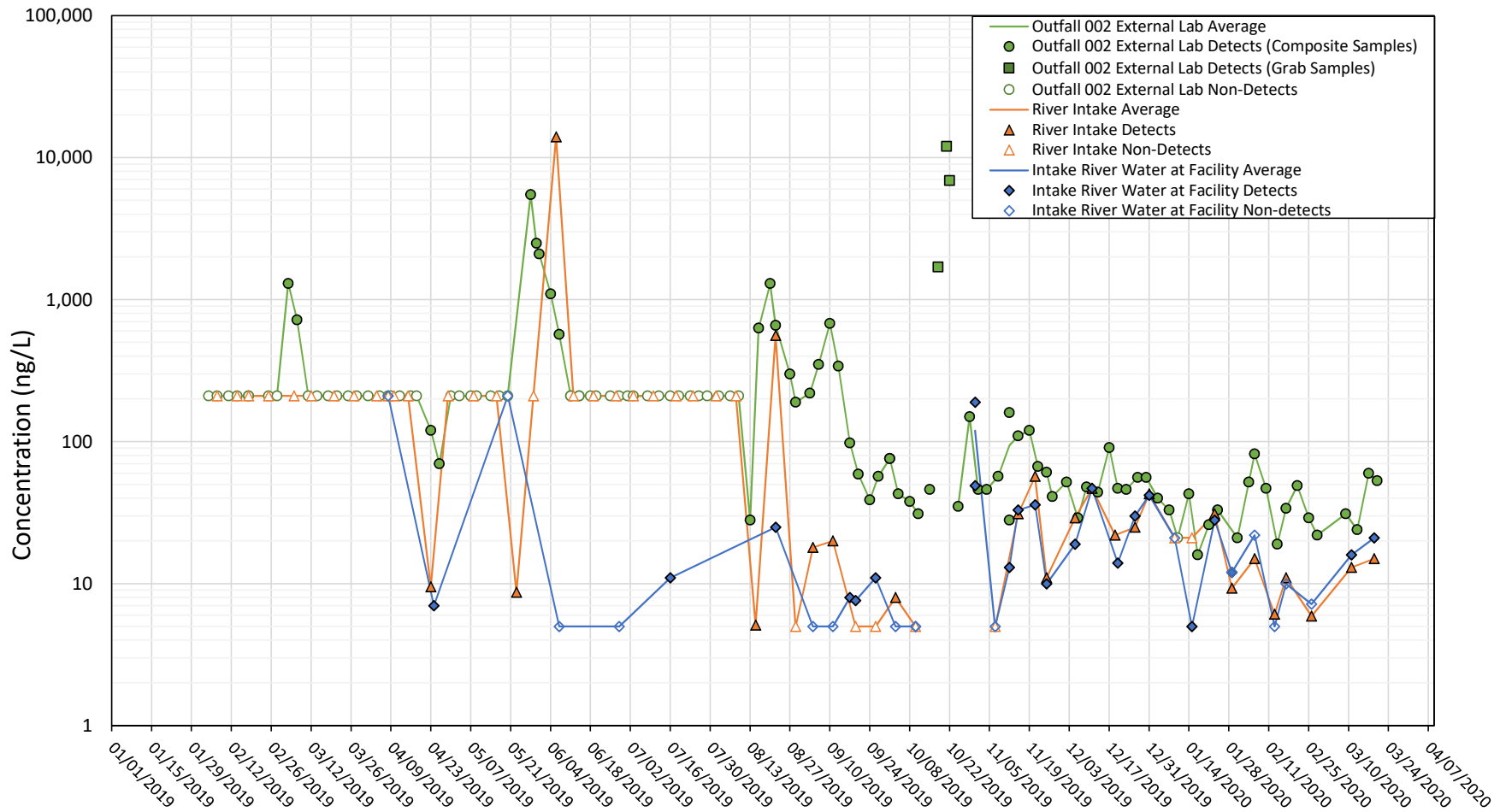
Geosyntec Consultants of NC, P.C.
NC License No.: C 3500 and C 295

Figure

4A

Raleigh

April 2020



Notes:

- Prior to March 9, 2020 Outfall 002 samples are 3.5 day time-weighted composite samples except for samples on October 18, 21 and 22 2019, which were grab samples (shown as square symbols). Samples after March 9, 2020 are 24-hr flow-weighted samples.
- Intake samples are grab samples.
- The plant was shutdown and not discharging cooling water from Outfall 002 during the Plant Turn Around between October 12, 2019 and October 24, 2019. The data series are discontinuous to represent the Plant Turn Around.

Acronyms:

ng / L: nanograms per liter

Intake and Outfall 002 Concentrations - PFMOA
Chemours Fayetteville Works, North Carolina

Geosyntec
consultants

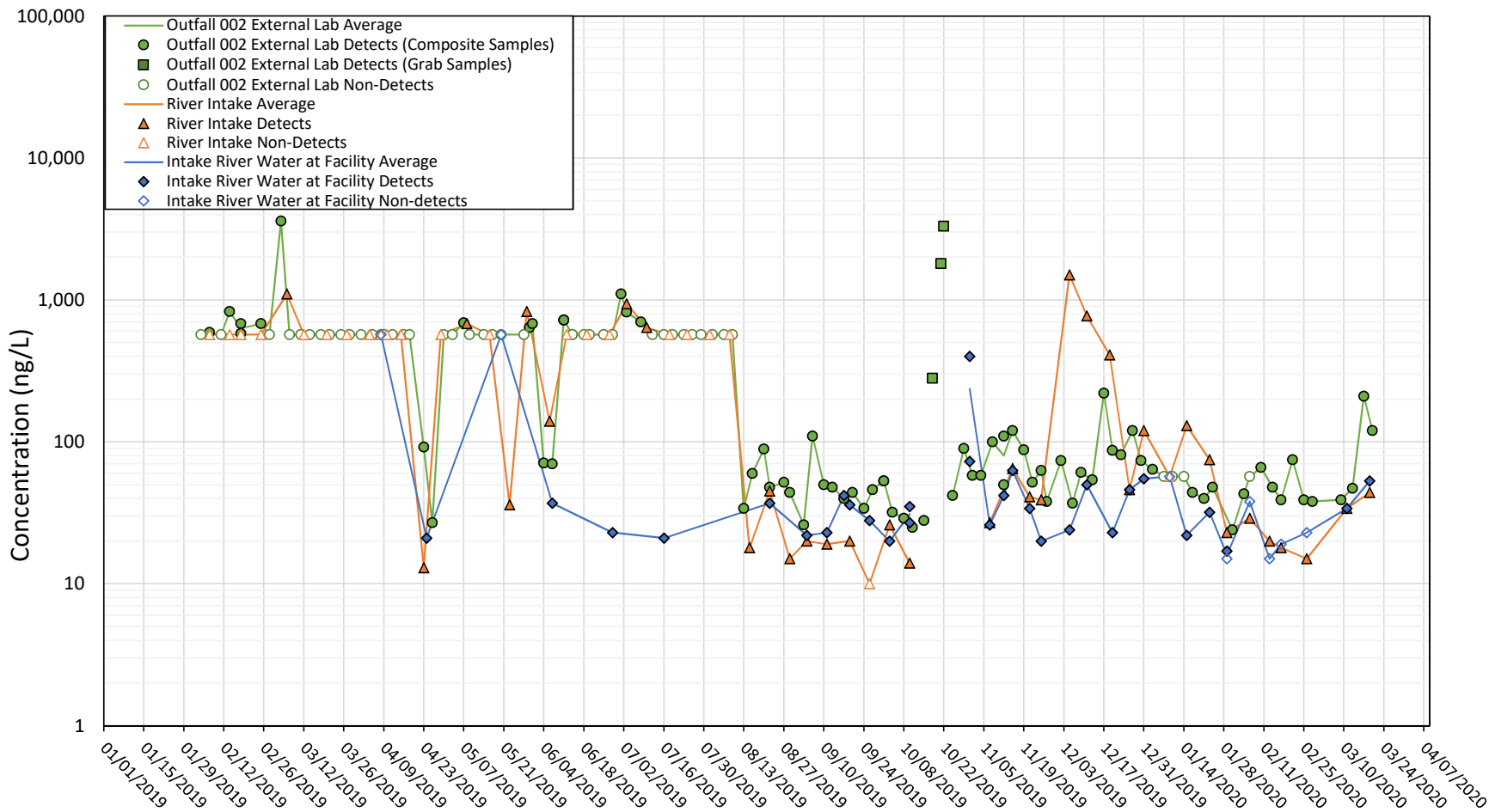
Geosyntec Consultants of NC, P.C.
NC License No.: C 3500 and C 295

Figure

4B

Raleigh

April 2020



Notes:

- Prior to March 9, 2020 Outfall 002 samples are 3.5 day time-weighted composite samples except for samples on October 18, 21 and 22 2019, which were grab samples (shown as square symbols). Samples after March 9, 2020 are 24-hr flow-weighted samples.
- Intake samples are grab samples.
- The plant was shutdown and not discharging cooling water from Outfall 002 during the Plant Turn Around between October 12, 2019 and October 24, 2019. The data series are discontinuous to represent the Plant Turn Around.

Acronyms:

ng / L: nanograms per liter

Intake and Outfall 002 Concentrations - PMPA
Chemours Fayetteville Works, North Carolina

Geosyntec
consultants

Geosyntec Consultants of NC, P.C.
NC License No.: C 3500 and C 295

Figure

4C

Raleigh

April 2020

APPENDIX A
Field Parameters

TABLE A.1
GRAB SAMPLE FIELD PARAMETERS - 2020 QUARTER 1 - JANUARY 2019 EVENT
Chemours Fayetteville Works, North Carolina

Location	pH	Temperature (°C)	Specific Conductivity (mS/cm)	Dissolved Oxygen (mg/L)	ORP (mV)	Turbidity (NTU)
6A	7.1	14.4	0.10	9.8	180.4	240
6B	6.8	13.9	0.13	9.9	150.2	90
19A	7.80	19.2	0.13	10.1	145.7	100
19B	8.24	14.0	0.15	6.3	117.1	1
21A	7.35	6.9	0.15	10.9	197.2	<1
22	7.11	10.8	0.14	10.3	144.8	<1
23B	7.51	25.3	0.19	7.0	139.5	3
24A	7.57	14.8	0.97	9.8	169.8	85
24B	9.71	11.3	0.16	10.3	106.3	3
24C	9.38	15.5	0.17	9.5	90.6	<1

Notes:

-- - sample not collected

°C - degrees Celsius

mg/L - milligrams per liter

mS/cm - milliSiemens per centimeter

mV - millivolt

N/A - no data reported

NTU - nephelometric turbidity units

ORP - oxidation reduction potential

TABLE A.2
TEMPORAL COMPOSITE SAMPLE FIELD PARAMETERS - 2020 QUARTER 1 - JANUARY 2019 EVENT
Chemours Fayetteville Works, North Carolina

Location	pH		Temperature (°C)		Specific Conductivity (mS/cm)		Dissolved Oxygen (mg/L)		ORP (mV)		Turbidity (NTU)	
	Initial Reading	Final Reading	Initial Reading	Final Reading	Initial Reading	Final Reading	Initial Reading	Final Reading	Initial Reading	Final Reading	Initial Reading	Final Reading
1	7.05	7.21	12.4	13.9	0.25	0.09	10.09	9.69	136.2	151.9	88	84
7A	6.15	7.25	11.9	15.2	2.44	0.09	10.11	9.60	187.6	194.8	76	72
7B	7.04	7.28	12.1	14.4	1.45	0.14	9.72	9.72	155.0	222.8	83	101
8	7.18	N/A	11.6	N/A	0.27	N/A	9.12	N/A	105.5	N/A	2	N/A
9	7.10	7.25	16.0	17.1	0.36	0.09	9.03	9.03	131.9	182.6	88	118
10	7.17	7.62	12.4	15.5	0.58	0.08	9.47	9.79	132.3	185.6	55	64
15	6.98	7.47	12.5	16.1	0.80	0.09	9.46	9.18	131.7	197.3	82	85
18	7.39	10.44	18.5	18.9	0.61	0.99	8.23	8.27	115.5	134.7	59	23
20	7.20	7.98	13.4	15.2	0.40	0.12	9.46	9.62	103.9	209.2	88	64
23A	4.72	4.88	17.6	16.8	0.18	0.15	7.84	7.92	169.5	235.7	3	2

Notes:

- Initial reading collected at the start of sampling directly from the water stream.
- Final reading collected after sampling was complete, from autosampler reservoir.
- - sample not collected
- °C - degrees Celsius
- mg/L - milligrams per liter
- mS/cm - milliSiemens per centimeter
- mV - millivolt
- N/A - no data reported
- NTU - nephelometric turbidity units
- ORP - oxidation reduction potential

APPENDIX B

Laboratory Reports and DVM Workbooks

ADQM DATA REVIEW NARRATIVE

Site Chemours FAY – Fayetteville

Project P11 Sampling 1Q20

Project Reviewer Michael Aucoin, AECOM as a Chemours contractor

Sampling Dates January 29 and 31, 2020

Analytical Protocol

<u>Laboratory</u>	<u>Analytical Method</u>	<u>Parameter(s)</u>
TestAmerica - Sacramento	537 Modified	PFAS ¹
TestAmerica - Sacramento	Cl. Spec. Table 3 Compound SOP	Table 3+ compounds

¹ Perfluoroalkyl substances, a list of 37 compounds including HFPO-DA.

Sample Receipt

The following items are noted for this data set:

- All samples were received in satisfactory condition and within EPA temperature guidelines on January 30 and February 1, 2020

Data Review

The electronic data submitted for this project was reviewed via the Data Verification Module (DVM) process.

Overall the data is acceptable for use without qualification, except as noted below:

- Several analytical results have been qualified J as estimated, and non-detect results qualified UJ indicating an estimated reporting limit, due to poor or very poor recovery of a surrogate, laboratory blank spike, or matrix spike; analysis preparation which exceeded the laboratory hold time and; poor field duplicate or lab replicate precision. See the Data Verification Module (DVM) Narrative Report for which samples were qualified, the specific reasons for qualification, and potential bias in reported results.

Attachments

The DVM Narrative report is attached. The lab reports due to a large page count are stored on an AECOM network shared drive and are available to be posted on external shared drives, or on a flash drive.

Data Verification Module (DVM)

The DVM is an internal review process used by the ADQM group to assist with the determination of data usability. The electronic data deliverables received from the laboratory are loaded into the Locus EIM™ database and processed through a series of data quality checks, which are a combination of software (Locus EIM™ database Data Verification Module (DVM)) and manual reviewer evaluations. The data is evaluated against the following data usability checks:

- Field and laboratory blank contamination
- US EPA hold time criteria
- Missing Quality Control (QC) samples
- Matrix spike(MS)/matrix spike duplicate (MSD) recoveries and the relative percent differences (RPDs) between these spikes
- Laboratory control sample(LCS)/control sample duplicate (LCSD) recoveries and the RPD between these spikes
- Surrogate spike recoveries for organic analyses
- RPD between field duplicate sample pairs
- RPD between laboratory replicates for inorganic analyses
- Difference / percent difference between total and dissolved sample pairs.

There are two qualifier fields in EIM:

Lab Qualifier is the qualifier assigned by the lab and may not reflect the usability of the data. This qualifier may have many different meanings and can vary between labs and over time within the same lab. Please refer to the laboratory report for a description of the lab qualifiers. As they are lab descriptors they are not to be used when evaluating the data.

Validation Qualifier is the 3rd party formal validation qualifier if this was performed. Otherwise this field contains the qualifier resulting from the ADQM DVM review process. This qualifier assesses the usability of the data and may not equal the lab qualifier. The DVM applies the following data evaluation qualifiers to analysis results, as warranted:

Qualifier	Definition
B	Not detected substantially above the level reported in the laboratory or field blanks.
R	Unusable result. Analyte may or may not be present in the sample.
J	Analyte present. Reported value may not be accurate or precise.
UJ	Not detected. Reporting limit may not be accurate or precise.

The **Validation Status Code** field is set to “DVM” if the ADQM DVM process has been performed. If the DVM has not been run, the field will be blank.

If the DVM has been run (**Validation Status Code** equals “DVM”), use the **Validation Qualifier**.

DVM Narrative Report

Site: Fayetteville

Sampling Program: P11 Sampling 1Q20

Validation Options: LABSTATS

Validation Reason

Only one surrogate has relative percent recovery (RPR) values outside control limits and the parameter is a PFC (Nondetects).

Field Sample ID	Date Sampled	Lab Sample ID	Analyte	Result	Units	Type	MDL	PQL	Validation Qualifier	Analytical Method	Pre-prep	Prep
STW-LOC18-012920	01/29/2020	320-58184-7	Perfluorohexanoic Acid	0.0020	UG/L	PQL		0.0020	UJ	537 Modified		3535_PFC
STW-LOC18-012920	01/29/2020	320-58184-7	ADONA	0.0021	UG/L	PQL		0.0021	UJ	537 Modified		3535_PFC
STW-LOC18-012920	01/29/2020	320-58184-7	NaDONA	0.0021	ug/L	PQL		0.0021	UJ	537 Modified		3535_PFC
STW-LOC19A-012920	01/29/2020	320-58181-3	10:2 Fluorotelomer sulfonate	0.0020	ug/L	PQL		0.0020	UJ	537 Modified		3535_PFC
STW-LOC18-012920	01/29/2020	320-58184-7	Perfluorotetradecanoic Acid	0.0020	UG/L	PQL		0.0020	UJ	537 Modified		3535_PFC
STW-LOC19A-012920	01/29/2020	320-58181-3	Perfluorooctadecanoic acid	0.0020	ug/L	PQL		0.0020	UJ	537 Modified		3535_PFC
STW-LOC19A-012920	01/29/2020	320-58181-3	Perfluoroundecanoic Acid	0.0020	UG/L	PQL		0.0020	UJ	537 Modified		3535_PFC
STW-LOC19A-012920	01/29/2020	320-58181-3	N-methyl perfluorooctane sulfonamidoacetic acid	0.020	UG/L	PQL		0.020	UJ	537 Modified		3535_PFC
STW-LOC19A-012920	01/29/2020	320-58181-3	Perfluoropentane sulfonic acid (PFPeS)	0.0020	ug/L	PQL		0.0020	UJ	537 Modified		3535_PFC
STW-LOC19A-012920	01/29/2020	320-58181-3	6:2 Fluorotelomer sulfonate	0.020	ug/L	PQL		0.020	UJ	537 Modified		3535_PFC
STW-LOC19A-012920	01/29/2020	320-58181-3	N-ethyl perfluorooctane sulfonamidoacetic acid	0.020	UG/L	PQL		0.020	UJ	537 Modified		3535_PFC
STW-LOC19A-012920	01/29/2020	320-58181-3	Perfluorohexadecanoic acid (PFHxDA)	0.0020	ug/L	PQL		0.0020	UJ	537 Modified		3535_PFC
STW-LOC19A-012920	01/29/2020	320-58181-3	Perfluorononanesulfonic acid	0.0020	ug/L	PQL		0.0020	UJ	537 Modified		3535_PFC
STW-LOC19A-012920	01/29/2020	320-58181-3	Perfluorotridecanoic Acid	0.0020	UG/L	PQL		0.0020	UJ	537 Modified		3535_PFC
STW-LOC19A-012920	01/29/2020	320-58181-3	Perfluorooctane Sulfonamide	0.0020	UG/L	PQL		0.0020	UJ	537 Modified		3535_PFC
STW-LOC19A-012920	01/29/2020	320-58181-3	9CI-PF3ONS	0.0020	ug/L	PQL		0.0020	UJ	537 Modified		3535_PFC
STW-LOC19A-012920	01/29/2020	320-58181-3	1H,1H,2H,2H-perfluorohexanesulfonate (4:2 FTS)	0.020	ug/L	PQL		0.020	UJ	537 Modified		3535_PFC
STW-LOC19A-012920	01/29/2020	320-58181-3	11CI-PF3OUdS	0.0020	ug/L	PQL		0.0020	UJ	537 Modified		3535_PFC
STW-LOC19A-012920	01/29/2020	320-58181-3	Perfluorododecane sulfonic acid (PFDoS)	0.0020	ug/L	PQL		0.0020	UJ	537 Modified		3535_PFC
STW-LOC19A-012920	01/29/2020	320-58181-3	ADONA	0.0021	UG/L	PQL		0.0021	UJ	537 Modified		3535_PFC

Validation Reason

Only one surrogate has relative percent recovery (RPR) values outside control limits and the parameter is a PFC (Nondetects).

Field Sample ID	Date Sampled	Lab Sample ID	Analyte	Result	Units	Type	MDL	PQL	Validation Qualifier	Analytical Method	Pre-prep	Prep
STW-LOC19A-012920	01/29/2020	320-58181-3	NaDONA	0.0021	ug/L	PQL		0.0021	UJ	537 Modified		3535_PFC
STW-LOC19A-012920	01/29/2020	320-58181-3	Perfluorodecanoic Acid	0.0020	UG/L	PQL		0.0020	UJ	537 Modified		3535_PFC
STW-LOC19A-012920	01/29/2020	320-58181-3	Perfluorodecane Sulfonic Acid	0.0020	UG/L	PQL		0.0020	UJ	537 Modified		3535_PFC
STW-LOC19A-012920	01/29/2020	320-58181-3	Perfluorohexane Sulfonic Acid	0.0020	UG/L	PQL		0.0020	UJ	537 Modified		3535_PFC
STW-LOC19A-012920	01/29/2020	320-58181-3	Perfluorododecanoic Acid	0.0020	UG/L	PQL		0.0020	UJ	537 Modified		3535_PFC
STW-LOC19A-012920	01/29/2020	320-58181-3	N-methyl perfluoro-1-octanesulfonamide	0.0020	ug/L	PQL		0.0020	UJ	537 Modified		3535_PFC
STW-LOC19A-012920	01/29/2020	320-58181-3	Perfluorobutane Sulfonic Acid	0.0020	UG/L	PQL		0.0020	UJ	537 Modified		3535_PFC
STW-LOC19A-012920	01/29/2020	320-58181-3	Perfluoroheptane sulfonic acid (PFHpS)	0.0020	ug/L	PQL		0.0020	UJ	537 Modified		3535_PFC
STW-LOC19A-012920	01/29/2020	320-58181-3	Perfluorononanoic Acid	0.0020	UG/L	PQL		0.0020	UJ	537 Modified		3535_PFC
STW-LOC19A-012920	01/29/2020	320-58181-3	Perfluorotetradecanoic Acid	0.0020	UG/L	PQL		0.0020	UJ	537 Modified		3535_PFC
STW-LOC19A-012920	01/29/2020	320-58181-3	1H,1H,2H,2H-perfluorodecanesulfonate (8:2 FTS)	0.020	ug/L	PQL		0.020	UJ	537 Modified		3535_PFC
STW-LOC19A-012920	01/29/2020	320-58181-3	N-ethylperfluoro-1-octanesulfonamide	0.0020	UG/L	PQL		0.0020	UJ	537 Modified		3535_PFC

Validation Reason Associated MS and/or MSD analysis had relative percent recovery (RPR) values less than the lower control limit. The actual detection limits may be higher than reported.

Field Sample ID	Date Sampled	Lab Sample ID	Analyte	Result	Units	Type	MDL	PQL	Validation Qualifier	Analytical Method	Pre-prep	Prep
STW-LOC18-012920	01/29/2020	320-58184-7	NVHOS	0.0020	UG/L	PQL		0.0020	UJ	Cl. Spec. Table 3 Compound SOP		PFAS_DI_Prep
STW-LOC18-012920	01/29/2020	320-58184-7	NVHOS	0.0020	UG/L	PQL		0.0020	UJ	Cl. Spec. Table 3 Compound SOP		PFAS_DI_Prep
STW-LOC18-012920	01/29/2020	320-58184-7	PMPA	0.010	UG/L	PQL		0.010	UJ	Cl. Spec. Table 3 Compound SOP		PFAS_DI_Prep
STW-LOC18-012920	01/29/2020	320-58184-7	PMPA	0.010	UG/L	PQL		0.010	UJ	Cl. Spec. Table 3 Compound SOP		PFAS_DI_Prep
STW-LOC18-012920	01/29/2020	320-58184-7	PEPA	0.020	UG/L	PQL		0.020	UJ	Cl. Spec. Table 3 Compound SOP		PFAS_DI_Prep
STW-LOC18-012920	01/29/2020	320-58184-7	PEPA	0.020	UG/L	PQL		0.020	UJ	Cl. Spec. Table 3 Compound SOP		PFAS_DI_Prep
STW-LOC18-012920	01/29/2020	320-58184-7	PFO5DA	0.0020	ug/L	PQL		0.0020	UJ	Cl. Spec. Table 3 Compound SOP		PFAS_DI_Prep
STW-LOC18-012920	01/29/2020	320-58184-7	PFO5DA	0.0020	ug/L	PQL		0.0020	UJ	Cl. Spec. Table 3 Compound SOP		PFAS_DI_Prep
STW-LOC22-012920	01/29/2020	320-58181-6	NVHOS	0.0020	UG/L	PQL		0.0020	UJ	Cl. Spec. Table 3 Compound SOP		PFAS_DI_Prep
STW-LOC22-012920	01/29/2020	320-58181-6	NVHOS	0.0020	UG/L	PQL		0.0020	UJ	Cl. Spec. Table 3 Compound SOP		PFAS_DI_Prep
STW-LOC22-012920	01/29/2020	320-58181-6	PMPA	0.010	UG/L	PQL		0.010	UJ	Cl. Spec. Table 3 Compound SOP		PFAS_DI_Prep
STW-LOC22-012920	01/29/2020	320-58181-6	PMPA	0.010	UG/L	PQL		0.010	UJ	Cl. Spec. Table 3 Compound SOP		PFAS_DI_Prep
STW-LOC22-012920	01/29/2020	320-58181-6	PFO5DA	0.0020	ug/L	PQL		0.0020	UJ	Cl. Spec. Table 3 Compound SOP		PFAS_DI_Prep
STW-LOC22-012920	01/29/2020	320-58181-6	PFO5DA	0.0020	ug/L	PQL		0.0020	UJ	Cl. Spec. Table 3 Compound SOP		PFAS_DI_Prep
STW-LOC22-012920	01/29/2020	320-58181-6	PFMOAA	0.0050	ug/L	PQL		0.0050	UJ	Cl. Spec. Table 3 Compound SOP		PFAS_DI_Prep
STW-LOC22-012920	01/29/2020	320-58181-6	PFMOAA	0.0050	ug/L	PQL		0.0050	UJ	Cl. Spec. Table 3 Compound SOP		PFAS_DI_Prep
STW-LOC24A-012920	01/29/2020	320-58185-3	Perfluorododecane sulfonic acid (PFDoS)	0.0020	ug/L	PQL		0.0020	UJ	537 Modified		3535_PFC

Validation Reason

Associated MS and/or MSD analysis had relative percent recovery (RPR) values less than the lower control limit. The actual detection limits may be higher than reported.

Field Sample ID	Date Sampled	Lab Sample ID	Analyte	Result	Units	Type	MDL	PQL	Validation Qualifier	Analytical Method	Pre-prep	Prep
STW-LOCEB1-012920	01/29/2020	320-58180-1	PFMOAA	0.0050	ug/L	PQL		0.0050	UJ	Cl. Spec. Table 3 Compound SOP		PFAS_DI_Prep
STW-LOCEB1-012920	01/29/2020	320-58180-1	PFMOAA	0.0050	ug/L	PQL		0.0050	UJ	Cl. Spec. Table 3 Compound SOP		PFAS_DI_Prep
STW-LOCEB2-012920	01/29/2020	320-58180-2	PFMOAA	0.0050	ug/L	PQL		0.0050	UJ	Cl. Spec. Table 3 Compound SOP		PFAS_DI_Prep
STW-LOCEB2-012920	01/29/2020	320-58180-2	PFMOAA	0.0050	ug/L	PQL		0.0050	UJ	Cl. Spec. Table 3 Compound SOP		PFAS_DI_Prep
STW-LOCFB-012920	01/29/2020	320-58180-3	PFMOAA	0.0050	ug/L	PQL		0.0050	UJ	Cl. Spec. Table 3 Compound SOP		PFAS_DI_Prep
STW-LOCFB-012920	01/29/2020	320-58180-3	PFMOAA	0.0050	ug/L	PQL		0.0050	UJ	Cl. Spec. Table 3 Compound SOP		PFAS_DI_Prep
STW-LOC24A-012920	01/29/2020	320-58185-3	Perfluoropentane sulfonic acid (PFPeS)	0.0020	ug/L	PQL		0.0020	UJ	537 Modified		3535_PFC

Validation Reason

The preparation hold time for this sample was exceeded. The reporting limit may be biased low.

Field Sample ID	Date Sampled	Lab Sample ID	Analyte	Result	Units	Type	MDL	PQL	Validation Qualifier	Analytical Method	Pre-prep	Prep
STW-LOC18-012920	01/29/2020	320-58184-7	Perfluoropentanoic Acid	0.049	UG/L	PQL		0.049	UJ	537 Modified		3535_PFC
STW-LOC18-012920	01/29/2020	320-58184-7	Perfluorohexadecanoic acid (PFHxDA)	0.089	ug/L	PQL		0.089	UJ	537 Modified		3535_PFC

Site: Fayetteville

Sampling Program: P11 Sampling 1Q20

Validation Options: LABSTATS

Validation Reason

One or more surrogates had relative percent recovery (RPR) values less than the data rejection level. The reported non-detect result is an estimated value.

Field Sample ID	Date Sampled	Lab Sample ID	Analyte	Result	Units	Type	MDL	PQL	Validation Qualifier	Analytical Method	Pre-prep	Prep
STW-LOC19A-012920	01/29/2020	320-58181-3	2-(N-ethyl perfluoro-1-octanesulfonamido)-ethanol	0.0020	ug/L	PQL		0.0020	UJ	537 Modified		3535_PFC
STW-LOC19A-012920	01/29/2020	320-58181-3	2-(N-methyl perfluoro-1-octanesulfonamido)-ethanol	0.0040	ug/L	PQL		0.0040	UJ	537 Modified		3535_PFC

Validation Reason

Associated LCS and/or LCSD analysis had relative percent recovery (RPR) values higher than the upper control limit. The reported result may be biased high.

Field Sample ID	Date Sampled	Lab Sample ID	Analyte	Result	Units	Type	MDL	PQL	Validation Qualifier	Analytical Method	Pre-prep	Prep
STW-LOC7A-012920	01/29/2020	320-58184-2	Byproduct 5	0.0060	UG/L	PQL		0.0020	J	Cl. Spec. Table 3 Compound SOP		PFAS_DI_Prep
STW-LOC7A-012920	01/29/2020	320-58184-2	Byproduct 5	0.0060	UG/L	PQL		0.0020	J	Cl. Spec. Table 3 Compound SOP		PFAS_DI_Prep
STW-LOC7B-012920	01/29/2020	320-58184-3	Byproduct 5	0.039	UG/L	PQL		0.0020	J	Cl. Spec. Table 3 Compound SOP		PFAS_DI_Prep
STW-LOC7B-012920	01/29/2020	320-58184-3	Byproduct 5	0.040	UG/L	PQL		0.0020	J	Cl. Spec. Table 3 Compound SOP		PFAS_DI_Prep
STW-LOC9-012920	01/29/2020	320-58184-4	Byproduct 5	0.15	UG/L	PQL		0.0020	J	Cl. Spec. Table 3 Compound SOP		PFAS_DI_Prep
STW-LOC9-012920	01/29/2020	320-58184-4	Byproduct 5	0.15	UG/L	PQL		0.0020	J	Cl. Spec. Table 3 Compound SOP		PFAS_DI_Prep
STW-LOC23A-012920	01/29/2020	320-58184-8	Byproduct 5	2.0	UG/L	PQL		0.0029	J	Cl. Spec. Table 3 Compound SOP		PFAS_DI_Prep
STW-LOC23A-012920	01/29/2020	320-58184-8	Byproduct 5	2.1	UG/L	PQL		0.0029	J	Cl. Spec. Table 3 Compound SOP		PFAS_DI_Prep
STW-LOC1-012920	01/29/2020	320-58184-1	Byproduct 5	0.0061	UG/L	PQL		0.0020	J	Cl. Spec. Table 3 Compound SOP		PFAS_DI_Prep
STW-LOC1-012920	01/29/2020	320-58184-1	Byproduct 5	0.0061	UG/L	PQL		0.0020	J	Cl. Spec. Table 3 Compound SOP		PFAS_DI_Prep
STW-LOC10-012920	01/29/2020	320-58184-5	Byproduct 5	0.38	UG/L	PQL		0.012	J	Cl. Spec. Table 3 Compound SOP		PFAS_DI_Prep
STW-LOC10-012920	01/29/2020	320-58184-5	Byproduct 5	0.40	UG/L	PQL		0.012	J	Cl. Spec. Table 3 Compound SOP		PFAS_DI_Prep
STW-LOC15-012920	01/29/2020	320-58184-6	Byproduct 5	0.36	UG/L	PQL		0.0020	J	Cl. Spec. Table 3 Compound SOP		PFAS_DI_Prep
STW-LOC15-012920	01/29/2020	320-58184-6	Byproduct 5	0.36	UG/L	PQL		0.0020	J	Cl. Spec. Table 3 Compound SOP		PFAS_DI_Prep

Validation Reason Associated MS and/or MSD analysis had relative percent recovery (RPR) values higher than the upper control limit. The reported result may be biased high.

Field Sample ID	Date Sampled	Lab Sample ID	Analyte	Result	Units	Type	MDL	PQL	Validation Qualifier	Analytical Method	Pre-prep	Prep
STW-LOC24A-012920	01/29/2020	320-58185-3	Byproduct 5	0.0054	UG/L	PQL		0.0020	J	Cl. Spec. Table 3 Compound SOP		PFAS_DI_Prep
STW-LOC24A-012920	01/29/2020	320-58185-3	Byproduct 5	0.0059	UG/L	PQL		0.0020	J	Cl. Spec. Table 3 Compound SOP		PFAS_DI_Prep
STW-LOC24A-012920-D	01/29/2020	320-58185-4	Byproduct 5	0.0052	UG/L	PQL		0.0020	J	Cl. Spec. Table 3 Compound SOP		PFAS_DI_Prep
STW-LOC24A-012920-D	01/29/2020	320-58185-4	Byproduct 5	0.0051	UG/L	PQL		0.0020	J	Cl. Spec. Table 3 Compound SOP		PFAS_DI_Prep
STW-LOC24B-012920	01/29/2020	320-58181-8	Byproduct 5	0.0037	UG/L	PQL		0.0020	J	Cl. Spec. Table 3 Compound SOP		PFAS_DI_Prep
STW-LOC24B-012920	01/29/2020	320-58181-8	Byproduct 5	0.0042	UG/L	PQL		0.0020	J	Cl. Spec. Table 3 Compound SOP		PFAS_DI_Prep
STW-LOC24C-012920	01/29/2020	320-58181-9	Byproduct 4	0.0080	UG/L	PQL		0.0020	J	Cl. Spec. Table 3 Compound SOP		PFAS_DI_Prep
STW-LOC24C-012920	01/29/2020	320-58181-9	Byproduct 5	0.044	UG/L	PQL		0.0020	J	Cl. Spec. Table 3 Compound SOP		PFAS_DI_Prep
STW-LOC24C-012920	01/29/2020	320-58181-9	Byproduct 5	0.042	UG/L	PQL		0.0020	J	Cl. Spec. Table 3 Compound SOP		PFAS_DI_Prep
STW-LOC6A-012920	01/29/2020	320-58181-1	R-EVE	0.0078	UG/L	PQL		0.0020	J	Cl. Spec. Table 3 Compound SOP		PFAS_DI_Prep
STW-LOC6A-012920	01/29/2020	320-58181-1	R-EVE	0.0081	UG/L	PQL		0.0020	J	Cl. Spec. Table 3 Compound SOP		PFAS_DI_Prep
STW-LOC6A-012920	01/29/2020	320-58181-1	Byproduct 4	0.021	UG/L	PQL		0.0020	J	Cl. Spec. Table 3 Compound SOP		PFAS_DI_Prep
STW-LOC6A-012920	01/29/2020	320-58181-1	Byproduct 4	0.021	UG/L	PQL		0.0020	J	Cl. Spec. Table 3 Compound SOP		PFAS_DI_Prep
STW-LOC6A-012920	01/29/2020	320-58181-1	Byproduct 5	0.0073	UG/L	PQL		0.0020	J	Cl. Spec. Table 3 Compound SOP		PFAS_DI_Prep
STW-LOC6A-012920	01/29/2020	320-58181-1	Byproduct 5	0.0076	UG/L	PQL		0.0020	J	Cl. Spec. Table 3 Compound SOP		PFAS_DI_Prep
STW-LOC6B-012920	01/29/2020	320-58181-2	Byproduct 4	0.0034	UG/L	PQL		0.0020	J	Cl. Spec. Table 3 Compound SOP		PFAS_DI_Prep

Validation Reason Associated MS and/or MSD analysis had relative percent recovery (RPR) values higher than the upper control limit. The reported result may be biased high.

Field Sample ID	Date Sampled	Lab Sample ID	Analyte	Result	Units	Type	MDL	PQL	Validation Qualifier	Analytical Method	Pre-prep	Prep
STW-LOC6B-012920	01/29/2020	320-58181-2	Byproduct 4	0.0030	UG/L	PQL		0.0020	J	Cl. Spec. Table 3 Compound SOP		PFAS_DI_Prep
STW-LOC6B-012920	01/29/2020	320-58181-2	Byproduct 5	0.0051	UG/L	PQL		0.0020	J	Cl. Spec. Table 3 Compound SOP		PFAS_DI_Prep
STW-LOC6B-012920	01/29/2020	320-58181-2	Byproduct 5	0.0054	UG/L	PQL		0.0020	J	Cl. Spec. Table 3 Compound SOP		PFAS_DI_Prep
STW-LOC7A-012920	01/29/2020	320-58184-2	Byproduct 4	0.0047	UG/L	PQL		0.0020	J	Cl. Spec. Table 3 Compound SOP		PFAS_DI_Prep
STW-LOC7A-012920	01/29/2020	320-58184-2	Byproduct 4	0.0044	UG/L	PQL		0.0020	J	Cl. Spec. Table 3 Compound SOP		PFAS_DI_Prep
STW-LOC7B-012920	01/29/2020	320-58184-3	R-EVE	0.0036	UG/L	PQL		0.0020	J	Cl. Spec. Table 3 Compound SOP		PFAS_DI_Prep
STW-LOC7B-012920	01/29/2020	320-58184-3	R-EVE	0.0040	UG/L	PQL		0.0020	J	Cl. Spec. Table 3 Compound SOP		PFAS_DI_Prep
STW-LOC7B-012920	01/29/2020	320-58184-3	Byproduct 4	0.0089	UG/L	PQL		0.0020	J	Cl. Spec. Table 3 Compound SOP		PFAS_DI_Prep
STW-LOC8-013120	01/31/2020	320-58261-1	Byproduct 5	0.28	UG/L	PQL		0.058	J	Cl. Spec. Table 3 Compound SOP		PFAS_DI_Prep
STW-LOC8-013120	01/31/2020	320-58261-1	Byproduct 5	0.25	UG/L	PQL		0.058	J	Cl. Spec. Table 3 Compound SOP		PFAS_DI_Prep
STW-LOC9-012920	01/29/2020	320-58184-4	PFESA-BP1	0.16	UG/L	PQL		0.0020	J	Cl. Spec. Table 3 Compound SOP		PFAS_DI_Prep
STW-LOC9-012920	01/29/2020	320-58184-4	PFESA-BP1	0.16	UG/L	PQL		0.0020	J	Cl. Spec. Table 3 Compound SOP		PFAS_DI_Prep
STW-LOC9-012920	01/29/2020	320-58184-4	R-EVE	0.010	UG/L	PQL		0.0020	J	Cl. Spec. Table 3 Compound SOP		PFAS_DI_Prep
STW-LOC9-012920	01/29/2020	320-58184-4	R-EVE	0.011	UG/L	PQL		0.0020	J	Cl. Spec. Table 3 Compound SOP		PFAS_DI_Prep
STW-LOC9-012920	01/29/2020	320-58184-4	Byproduct 4	0.080	UG/L	PQL		0.0020	J	Cl. Spec. Table 3 Compound SOP		PFAS_DI_Prep
STW-LOC9-012920	01/29/2020	320-58184-4	Byproduct 4	0.082	UG/L	PQL		0.0020	J	Cl. Spec. Table 3 Compound SOP		PFAS_DI_Prep
STW-LOC22-012920	01/29/2020	320-58181-6	Byproduct 4	0.040	UG/L	PQL		0.0020	J	Cl. Spec. Table 3 Compound		PFAS_DI_Prep

Validation Reason Associated MS and/or MSD analysis had relative percent recovery (RPR) values higher than the upper control limit. The reported result may be biased high.

Field Sample ID	Date Sampled	Lab Sample ID	Analyte	Result	Units	Type	MDL	PQL	Validation Qualifier	Analytical Method SOP	Pre-prep	Prep
STW-LOC22-012920	01/29/2020	320-58181-6	Byproduct 4	0.037	UG/L	PQL		0.0020	J	Cl. Spec. Table 3 Compound SOP		PFAS_DI_Prep
STW-LOC22-012920	01/29/2020	320-58181-6	Byproduct 5	0.26	UG/L	PQL		0.0020	J	Cl. Spec. Table 3 Compound SOP		PFAS_DI_Prep
STW-LOC22-012920	01/29/2020	320-58181-6	Byproduct 5	0.24	UG/L	PQL		0.0020	J	Cl. Spec. Table 3 Compound SOP		PFAS_DI_Prep
STW-LOC23B-012920	01/29/2020	320-58181-7	Byproduct 5	0.034	UG/L	PQL		0.0020	J	Cl. Spec. Table 3 Compound SOP		PFAS_DI_Prep
STW-LOC23B-012920	01/29/2020	320-58181-7	Byproduct 5	0.033	UG/L	PQL		0.0020	J	Cl. Spec. Table 3 Compound SOP		PFAS_DI_Prep
STW-LOC19A-012920	01/29/2020	320-58181-3	Byproduct 5	0.0048	UG/L	PQL		0.0020	J	Cl. Spec. Table 3 Compound SOP		PFAS_DI_Prep
STW-LOC19A-012920	01/29/2020	320-58181-3	Byproduct 5	0.0041	UG/L	PQL		0.0020	J	Cl. Spec. Table 3 Compound SOP		PFAS_DI_Prep
STW-LOC19B-012920	01/29/2020	320-58181-4	Byproduct 5	0.0053	UG/L	PQL		0.0020	J	Cl. Spec. Table 3 Compound SOP		PFAS_DI_Prep
STW-LOC19B-012920	01/29/2020	320-58181-4	Byproduct 5	0.0057	UG/L	PQL		0.0020	J	Cl. Spec. Table 3 Compound SOP		PFAS_DI_Prep
STW-LOC20-012920	01/29/2020	320-58185-1	Byproduct 4	0.021	UG/L	PQL		0.0020	J	Cl. Spec. Table 3 Compound SOP		PFAS_DI_Prep
STW-LOC20-012920	01/29/2020	320-58185-1	Byproduct 5	0.085	UG/L	PQL		0.0020	J	Cl. Spec. Table 3 Compound SOP		PFAS_DI_Prep
STW-LOC20-012920	01/29/2020	320-58185-1	Byproduct 5	0.088	UG/L	PQL		0.0020	J	Cl. Spec. Table 3 Compound SOP		PFAS_DI_Prep
STW-LOC20-012920-D	01/29/2020	320-58185-2	Byproduct 4	0.022	UG/L	PQL		0.0020	J	Cl. Spec. Table 3 Compound SOP		PFAS_DI_Prep
STW-LOC20-012920-D	01/29/2020	320-58185-2	Byproduct 4	0.023	UG/L	PQL		0.0020	J	Cl. Spec. Table 3 Compound SOP		PFAS_DI_Prep
STW-LOC20-012920-D	01/29/2020	320-58185-2	Byproduct 5	0.082	UG/L	PQL		0.0020	J	Cl. Spec. Table 3 Compound SOP		PFAS_DI_Prep
STW-LOC20-012920-D	01/29/2020	320-58185-2	Byproduct 5	0.080	UG/L	PQL		0.0020	J	Cl. Spec. Table 3 Compound SOP		PFAS_DI_Prep

Validation Reason

Associated MS and/or MSD analysis had relative percent recovery (RPR) values higher than the upper control limit. The reported result may be biased high.

Field Sample ID	Date Sampled	Lab Sample ID	Analyte	Result	Units	Type	MDL	PQL	Validation Qualifier	Analytical Method	Pre-prep	Prep
STW-LOC21A-012920	01/29/2020	320-58181-5	Byproduct 5	0.0087	UG/L	PQL		0.0020	J	Cl. Spec. Table 3 Compound SOP		PFAS_DI_Prep
STW-LOC21A-012920	01/29/2020	320-58181-5	Byproduct 5	0.0089	UG/L	PQL		0.0020	J	Cl. Spec. Table 3 Compound SOP		PFAS_DI_Prep
STW-LOC1-012920	01/29/2020	320-58184-1	R-EVE	0.0023	UG/L	PQL		0.0020	J	Cl. Spec. Table 3 Compound SOP		PFAS_DI_Prep
STW-LOC1-012920	01/29/2020	320-58184-1	R-EVE	0.0025	UG/L	PQL		0.0020	J	Cl. Spec. Table 3 Compound SOP		PFAS_DI_Prep
STW-LOC1-012920	01/29/2020	320-58184-1	Byproduct 4	0.0055	UG/L	PQL		0.0020	J	Cl. Spec. Table 3 Compound SOP		PFAS_DI_Prep
STW-LOC1-012920	01/29/2020	320-58184-1	Byproduct 4	0.0059	UG/L	PQL		0.0020	J	Cl. Spec. Table 3 Compound SOP		PFAS_DI_Prep
STW-LOC15-012920	01/29/2020	320-58184-6	R-EVE	0.022	UG/L	PQL		0.0020	J	Cl. Spec. Table 3 Compound SOP		PFAS_DI_Prep
STW-LOC15-012920	01/29/2020	320-58184-6	R-EVE	0.021	UG/L	PQL		0.0020	J	Cl. Spec. Table 3 Compound SOP		PFAS_DI_Prep
STW-LOC15-012920	01/29/2020	320-58184-6	Byproduct 4	0.12	UG/L	PQL		0.0020	J	Cl. Spec. Table 3 Compound SOP		PFAS_DI_Prep
STW-LOC15-012920	01/29/2020	320-58184-6	Byproduct 4	0.12	UG/L	PQL		0.0020	J	Cl. Spec. Table 3 Compound SOP		PFAS_DI_Prep

Validation Reason

High relative percent difference (RPD) observed between field duplicate and parent sample. The reported result may be imprecise.

Field Sample ID	Date Sampled	Lab Sample ID	Analyte	Result	Units	Type	MDL	PQL	Validation Qualifier	Analytical Method	Pre-prep	Prep
STW-LOC20-012920	01/29/2020	320-58185-1	Hfpo Dimer Acid	0.089	UG/L	PQL		0.0040	J	537 Modified		3535_PFC
STW-LOC20-012920-D	01/29/2020	320-58185-2	Hfpo Dimer Acid	0.066	UG/L	PQL		0.0040	J	537 Modified		3535_PFC
STW-LOC20-012920-D	01/29/2020	320-58185-2	R-EVE	0.0075	UG/L	PQL		0.0020	J	Cl. Spec. Table 3 Compound SOP		PFAS_DI_Prep
STW-LOC20-012920-D	01/29/2020	320-58185-2	R-EVE	0.0067	UG/L	PQL		0.0020	J	Cl. Spec. Table 3 Compound SOP		PFAS_DI_Prep

Validation Reason

Only one surrogate has relative percent recovery (RPR) values outside control limits and the parameter is a PFC (Detects).

Field Sample ID	Date Sampled	Lab Sample ID	Analyte	Result	Units	Type	MDL	PQL	Validation Qualifier	Analytical Method	Pre-prep	Prep
STW-LOC19A-012920	01/29/2020	320-58181-3	Perfluoroheptanoic Acid	0.0029	UG/L	PQL		0.0020	J	537 Modified		3535_PFC
STW-LOC19A-012920	01/29/2020	320-58181-3	PFOA	0.0044	UG/L	PQL		0.0020	J	537 Modified		3535_PFC
STW-LOC19A-012920	01/29/2020	320-58181-3	Perfluorobutanoic Acid	0.0086	UG/L	PQL		0.0020	J	537 Modified		3535_PFC
STW-LOC19A-012920	01/29/2020	320-58181-3	Perfluorohexanoic Acid	0.0043	UG/L	PQL		0.0020	J	537 Modified		3535_PFC
STW-LOC19A-012920	01/29/2020	320-58181-3	Perfluoropentanoic Acid	0.0032	UG/L	PQL		0.0020	J	537 Modified		3535_PFC
STW-LOC19A-012920	01/29/2020	320-58181-3	PFOS	0.0070	UG/L	PQL		0.0020	J	537 Modified		3535_PFC
STW-LOC19A-012920	01/29/2020	320-58181-3	Hfpo Dimer Acid	0.019	UG/L	PQL		0.0040	J	537 Modified		3535_PFC
STW-LOC18-012920	01/29/2020	320-58184-7	Hfpo Dimer Acid	0.0060	UG/L	PQL		0.0040	J	537 Modified		3535_PFC

Validation Reason

Quality review criteria exceeded between the REP (laboratory replicate) and parent sample. The reported result may be imprecise.

Field Sample ID	Date Sampled Lab Sample ID	Analyte	Result	Units	Type	MDL	PQL	Validation Qualifier	Analytical Method	Pre-prep	Prep
STW-LOC7B-012920	01/29/2020 320-58184-3	Byproduct 4	0.010	UG/L	PQL		0.0020	J	Cl. Spec. Table 3 Compound SOP		PFAS_DI_Prep
STW-LOC8-013120	01/31/2020 320-58261-1	PFESA-BP2	0.20	ug/L	PQL		0.030	J	Cl. Spec. Table 3 Compound SOP		PFAS_DI_Prep
STW-LOC8-013120	01/31/2020 320-58261-1	PFESA-BP2	0.16	ug/L	PQL		0.030	J	Cl. Spec. Table 3 Compound SOP		PFAS_DI_Prep
STW-LOC20-012920	01/29/2020 320-58185-1	Byproduct 4	0.021	UG/L	PQL		0.0020	J	Cl. Spec. Table 3 Compound SOP		PFAS_DI_Prep

Validation Reason

Associated MS and/or MSD analysis had relative percent recovery (RPR) values less than the lower control limit but above the rejection limit. The reported result may be biased low.

Field Sample ID	Date Sampled	Lab Sample ID	Analyte	Result	Units	Type	MDL	PQL	Validation Qualifier	Analytical Method	Pre-prep	Prep
STW-LOC24A-012920	01/29/2020	320-58185-3	PFMOAA	0.0099	ug/L	PQL		0.0050	J	Cl. Spec. Table 3 Compound SOP		PFAS_DI_Prep
STW-LOC24A-012920	01/29/2020	320-58185-3	PFMOAA	0.010	ug/L	PQL		0.0050	J	Cl. Spec. Table 3 Compound SOP		PFAS_DI_Prep
STW-LOC24B-012920	01/29/2020	320-58181-8	PFMOAA	0.0082	ug/L	PQL		0.0050	J	Cl. Spec. Table 3 Compound SOP		PFAS_DI_Prep
STW-LOC24B-012920	01/29/2020	320-58181-8	PFMOAA	0.0081	ug/L	PQL		0.0050	J	Cl. Spec. Table 3 Compound SOP		PFAS_DI_Prep
STW-LOC24C-012920	01/29/2020	320-58181-9	PFMOAA	0.010	ug/L	PQL		0.0050	J	Cl. Spec. Table 3 Compound SOP		PFAS_DI_Prep
STW-LOC24C-012920	01/29/2020	320-58181-9	PFMOAA	0.0096	ug/L	PQL		0.0050	J	Cl. Spec. Table 3 Compound SOP		PFAS_DI_Prep
STW-LOC6A-012920	01/29/2020	320-58181-1	PFMOAA	0.013	ug/L	PQL		0.0050	J	Cl. Spec. Table 3 Compound SOP		PFAS_DI_Prep
STW-LOC6A-012920	01/29/2020	320-58181-1	PFMOAA	0.013	ug/L	PQL		0.0050	J	Cl. Spec. Table 3 Compound SOP		PFAS_DI_Prep
STW-LOC6B-012920	01/29/2020	320-58181-2	PFMOAA	0.0089	ug/L	PQL		0.0050	J	Cl. Spec. Table 3 Compound SOP		PFAS_DI_Prep
STW-LOC6B-012920	01/29/2020	320-58181-2	PFMOAA	0.0086	ug/L	PQL		0.0050	J	Cl. Spec. Table 3 Compound SOP		PFAS_DI_Prep
STW-LOC23A-012920	01/29/2020	320-58184-8	PFMOAA	0.50	ug/L	PQL		0.011	J	Cl. Spec. Table 3 Compound SOP		PFAS_DI_Prep
STW-LOC23A-012920	01/29/2020	320-58184-8	PFMOAA	0.51	ug/L	PQL		0.011	J	Cl. Spec. Table 3 Compound SOP		PFAS_DI_Prep
STW-LOC23B-012920	01/29/2020	320-58181-7	PFMOAA	0.011	ug/L	PQL		0.0050	J	Cl. Spec. Table 3 Compound SOP		PFAS_DI_Prep
STW-LOC23B-012920	01/29/2020	320-58181-7	PFMOAA	0.011	ug/L	PQL		0.0050	J	Cl. Spec. Table 3 Compound SOP		PFAS_DI_Prep
STW-LOC22-012920	01/29/2020	320-58181-6	PFO2HxA	0.010	ug/L	PQL		0.0020	J	Cl. Spec. Table 3 Compound SOP		PFAS_DI_Prep
STW-LOC22-012920	01/29/2020	320-58181-6	PFO2HxA	0.0095	ug/L	PQL		0.0020	J	Cl. Spec. Table 3 Compound SOP		PFAS_DI_Prep

Validation Reason

Associated MS and/or MSD analysis had relative percent recovery (RPR) values less than the lower control limit but above the rejection limit. The reported result may be biased low.

Field Sample ID	Date Sampled	Lab Sample ID	Analyte	Result	Units	Type	MDL	PQL	Validation Qualifier	Analytical Method	Pre-prep	Prep
STW-LOC19A-012920	01/29/2020	320-58181-3	PFMOAA	0.0087	ug/L	PQL		0.0050	J	Cl. Spec. Table 3 Compound SOP		PFAS_DI_Prep
STW-LOC19A-012920	01/29/2020	320-58181-3	PFMOAA	0.0083	ug/L	PQL		0.0050	J	Cl. Spec. Table 3 Compound SOP		PFAS_DI_Prep
STW-LOC19B-012920	01/29/2020	320-58181-4	PFMOAA	0.014	ug/L	PQL		0.0050	J	Cl. Spec. Table 3 Compound SOP		PFAS_DI_Prep
STW-LOC19B-012920	01/29/2020	320-58181-4	PFMOAA	0.014	ug/L	PQL		0.0050	J	Cl. Spec. Table 3 Compound SOP		PFAS_DI_Prep
STW-LOC20-012920	01/29/2020	320-58185-1	PFMOAA	0.035	ug/L	PQL		0.0050	J	Cl. Spec. Table 3 Compound SOP		PFAS_DI_Prep
STW-LOC20-012920	01/29/2020	320-58185-1	PFMOAA	0.038	ug/L	PQL		0.0050	J	Cl. Spec. Table 3 Compound SOP		PFAS_DI_Prep
STW-LOC21A-012920	01/29/2020	320-58181-5	PFMOAA	0.015	ug/L	PQL		0.0050	J	Cl. Spec. Table 3 Compound SOP		PFAS_DI_Prep
STW-LOC21A-012920	01/29/2020	320-58181-5	PFMOAA	0.015	ug/L	PQL		0.0050	J	Cl. Spec. Table 3 Compound SOP		PFAS_DI_Prep
STW-LOC18-012920	01/29/2020	320-58184-7	PFO2HxA	0.0037	ug/L	PQL		0.0020	J	Cl. Spec. Table 3 Compound SOP		PFAS_DI_Prep
STW-LOC18-012920	01/29/2020	320-58184-7	PFO2HxA	0.0038	ug/L	PQL		0.0020	J	Cl. Spec. Table 3 Compound SOP		PFAS_DI_Prep

Validation Reason

The preparation hold time for this sample was exceeded. The reported result may be biased low.

Field Sample ID	Date Sampled	Lab Sample ID	Analyte	Result	Units	Type	MDL	PQL	Validation Qualifier	Analytical Method	Pre-prep	Prep
STW-LOC18-012920	01/29/2020	320-58184-7	Perfluorobutanoic Acid	0.11	UG/L	PQL		0.035	J	537 Modified		3535_PFC