



The Chemours Company  
1007 Market Street  
PO Box 2047  
Wilmington, DE 19899

302-773-1000 t  
chemours.com

November 30, 2020

Eleni Kavvadias  
Project Manager  
Corrective Action Section  
Land, Chemicals, and Redevelopment Division  
U.S. EPA Region 2  
290 Broadway  
New York, NY 10007-1866

### **Chemours Chambers Works Surveying and PFAS Sampling Program Residential GAC System Results – 3Q20**

Dear Ms. Kavvadias:

The E.I. du Pont de Nemours and Company voluntarily conducted a residential drinking-water well surveying and sampling program within a two-mile radius surrounding the Chambers Works Facility in Deepwater, New Jersey in 2009. The Chemours Company (Chemours) implemented a second surveying and sampling program in 2016, referred to as the Ongoing 2016 Program, which covered the same geographic area as the 2009 surveying and sampling program. The Ongoing 2016 Program was implemented as part of the Resource Conservation and Recovery Act (RCRA) Corrective Action Program under the oversight of the U.S. Environmental Protection Agency (EPA) through the Hazardous and Solid Waste Amendments of 1984 (HSWA) Permit No. NJD002385730. Based on the results from these programs, expanded areas of surveying and sampling were identified during the Ongoing 2016 Program, and surveying and sampling is still in progress.

Granular activated carbon (GAC) treatment systems are installed where residential drinking-water wells, sampled as part of the Ongoing 2016 Program<sup>1</sup>, meet or exceed the New Jersey Drinking-Water Standards listed below:

- Perfluorooctanoic acid (PFOA) at 14 nanograms per liter (ng/L) or 0.014 micrograms per liter (µg/L)
- Perfluorooctanesulfonic acid (PFOS) at 13 ng/L or 0.013 µg/L
- Perfluorononanoic acid (PFNA) at 13 ng/L or 0.013 µg/L

Quarterly Operation, Maintenance and Monitoring (OM&M) sampling for PFOA, PFOS and PFNA is offered for each residential GAC treatment system<sup>2</sup> and the results are reported for each quarter within two weeks of receipt of the final laboratory analytical results. In June 2020, Chemours agreed to assume responsibility for OM&M of 18 treatment systems which were installed by the New Jersey Department of Environmental Protection (NJDEP). Chemours' OM&M agreement was signed by 12 of these residents by the start of the 3Q20 OM&M and therefore these treatment systems were included in the 3Q20 OM&M program. As the remaining 6 residents sign Chemours' OM&M agreement, they will be included in Chemours' OM&M program.

---

<sup>1</sup> One drinking-water well sampled in 2009 exceeded the 2009 EPA Provisional Health Advisory of 400 ng/L and a GAC treatment system was installed at the residence to treat the drinking water on June 15, 2009.

<sup>2</sup> Well owners are contacted by telephone to schedule quarterly sampling. If no response is received, Chemours makes at least two additional attempts to contact the well owner. If Chemours is unable to contact the owner and schedule sampling, a non-response letter is prepared and sent to the well owner and is copied to EPA, NJDEP, the township municipal clerk, and the Salem County Health Department.

The following documentation for this quarter's residential GAC system monitoring is attached:

- Table 1 (hard copy and PDF), which provides information for all residential GAC systems installed as a result of this surveying and sampling program, including residential GAC systems that were installed during this quarter and will be incorporated into the OM&M program in the next quarter, the 12 NJDEP installed treatment systems that were included in Chemours' OM&M program this quarter, and any residential GAC systems that were later removed and the justification for removal, organized by Regulatory Location ID<sup>3</sup>
- Table 2 (hard copy and PDF), which provides all PFOA, PFOS and PFNA results to date for each residential GAC system included in this quarter's OM&M sampling, organized by Regulatory Location ID
- Table 3 (hard copy and PDF), which provides all PFOA, PFOS and PFNA results for each residential GAC system that has been removed, organized by Regulatory Location ID
- Figure 1 (hard copy and PDF), which provides the location of each residential GAC system installed as of the end of this quarter and provides the location of each residential GAC system that has been removed, shown by Regulatory Location ID.

If you have any questions, please call me at 302-773-1289.

Sincerely,



Andrew S. Hartten  
Principal Remediation Project Manager  
Chemours Corporate Remediation Group

Attachments

cc: Helen Dudar, NJDEP Case Manager

---

<sup>3</sup> Chemours will be posting the results from the ongoing residential drinking-water well surveying and sampling and treatment system operation maintenance and monitoring (OM&M) programs to a publicly accessible website for the Chambers Works Facility in Deepwater, New Jersey in association with the public participation plan implemented under the site's RCRA Corrective Action Program. To ensure residential confidentiality, the drinking-water well and treatment system results are identified by a Regulatory Location ID, instead of the sample ID (which is the drinking-water well address or an abbreviated version of the address).

**Table 1  
Residential Granular Activated Carbon (GAC) System Information  
Chemours Chambers Works  
Deepwater, New Jersey**

GAC SYSTEM REGULATORY LOCATION ID	GAC SYSTEM INSTALLATION DATE	NOTES
3	1/4/2017	4Q17 - Homeowner did not respond to OM&M sampling request 3Q18 - Homeowner did not return calls; GAC System not sampled 4Q18 - Homeowner did not return calls; GAC System not sampled 2Q19 - Homeowner did not return calls; GAC System not sampled 3Q19 - Homeowner did not return calls; GAC System not sampled 1Q20 - Declined Sampling due to Covid-19; GAC System not sampled 3Q20 - Homeowner did not return calls; GAC System not sampled
9	10/12/2016	1Q18 - Carbon Changeout 1/9/2018 BED1 and BED2 - Fe
10	10/21/2016	
11	2/13/2018	
12	1/31/2017	
13	7/24/2018	
20	11/3/2016	
21	10/20/2016	
25	12/12/2016	
26	12/2/2016	2Q17 - Following startup, resident noted iron taste in water. GAC System bypassed due to pressure and taste issues and was not sampled in 1Q17 and 2Q17. GAC System was switched to acid-washed GAC System to alleviate these issues in the beginning of 3Q17. 3Q17 - GAC System issues have been resolved and GAC System was sampled 4Q17 - Carbon Changeout 10/17/2017 BED1 and BED2 - Fe
27	1/17/2018	
28	1/24/2017	1Q20 - Homeowner did not return calls; GAC System not sampled
29	1/9/2018	
31	5/17/2018	
37	11/7/2016	3Q20 - Carbon Changeout 8/4/2020 BED1 and BED2 - Fe/Pressure
38	12/7/2016	
43	11/3/2016	
44	4/13/2018	
50	2/7/2020	
54	10/20/2016	
58	10/19/2016	4Q17 - Carbon Changeout 12/18/2017 BED1 and BED2 - Fe
59	2/7/2017	
60	12/13/2016	4Q17 - Homeowner did not respond to OM&M sampling request: GAC System not sampled 2Q18 - Carbon Changeout 4/12/2018 BED1 and BED2 - Fe 2Q18 - Homeowner did not return calls; GAC System not sampled 3Q18 - Homeowner did not return calls; GAC System not sampled 4Q18 - Homeowner did not return calls; GAC System not sampled
61	12/1/2016	
62	10/6/2016	
66	10/11/2016	
68	10/24/2016	
70	6/15/2009	3Q15 - Carbon Changeout 7/22/2015 BED1 and BED2 - 5 years
74	5/2/2018	
77	3/4/2020	3Q20 - Homeowner did not return calls; GAC System not sampled
80	10/21/2016	3Q20 - Home was in the process of being sold; GAC System was not sampled
81	4/10/2017	2Q19 - Carbon Changeout 5/22/2019 BED 1 and BED 2 - Fe
91	10/12/2016	
94	10/19/2016	1Q18 - Carbon Changeout 2/16/2018 BED1 and BED2 - Fe 1Q19 - Carbon Changeout 1/8/2019 BED1 and BED2 - Fe
95	10/5/2016	1Q20 - Carbon Changeout 2/13/2020 BED1 and BED2 - Fe
96	11/8/2016	1Q20 - Carbon Changeout 2/13/2020 BED1 and BED2 - Fe

**Table 1**  
**Residential Granular Activated Carbon (GAC) System Information**  
**Chemours Chambers Works**  
**Deepwater, New Jersey**

GAC SYSTEM REGULATORY LOCATION ID	GAC SYSTEM INSTALLATION DATE	NOTES
97	4/18/2018	
99	11/7/2016	
100	12/9/2016	
102	11/2/2016	3Q17 - Carbon Changeout 8/30/2017 BED1 and BED2 - Fe 4Q18 - Carbon Changeout 10/24/2018 BED1 and BED2 - Fe
104	11/15/2016	1Q19 - Carbon Changeout 3/14/2019 BED1 and BED2 - Fe 1Q20 - Homeowner did not return calls; GAC System not sampled
108	1/6/2020	
113	9/30/2016	
115	6/21/2019	3Q20 - Homeowner did not return calls; GAC System not sampled
121	12/27/2016	
122	5/16/2017	
127	12/14/2016	
129	2/17/2017	
135	3/29/2017	
136	3/7/2017	3Q17 - Carbon Changeout 8/23/2017 BED1 and BED2 - Fe
140	4/19/2017	
142	3/22/2017	
149	4/21/2017	
151	11/21/2017	2Q19 - Chemours connected residence to public water. Connection completed 6/13/2019. GAC System removed 6/21/2019
154	4/3/2017	4Q19 - Homeowner did not return calls; GAC System not sampled
155	2/7/2018	
161	5/10/2017	3Q20 - Homeowner did not return calls; GAC System not sampled
162	5/11/2017	
164	8/3/2017	4Q17 - Carbon Changeout 11/2/2017 BED1 and BED2 - Fe
169	7/6/2017	3Q17 - Carbon Changeout 8/23/2017 BED1 and BED2 - Fe
170	7/5/2017	
171	7/31/2017	
172	9/12/2017	4Q17 - Carbon Changeout 11/2/2017 BED1 and BED2 - Fe
175	8/1/2017	
183	8/2/2017	4Q17 - Carbon Changeout 11/6/2017 BED1 and BED2 - Fe
184	8/24/2017	
191	9/8/2017	4Q17 - Carbon Changeout 12/8/2017 BED1 - Fe 2Q19 - New well installed and sampled 5/16/2019 - not qualified; GAC System removed 6/20/2019
195	5/15/2019	
198	10/16/2017	
200	1/30/2019	
204	4/10/2018	2Q20 - Homeowner did not return calls; GAC System not sampled
205	1/17/2018	
206	1/31/2018	
207	2/2/2018	
208	2/13/2018	
209	1/19/2018	4Q19 - Homeowner did not return calls; GAC System not sampled
210	4/30/2018	
211	2/1/2018	1Q20 - Homeowner declined sampling due to Covid-19; GAC System not sampled
213	1/10/2018	
214	4/20/2018	
215	1/16/2018	
216	1/19/2018	
217	1/16/2018	

**Table 1**  
**Residential Granular Activated Carbon (GAC) System Information**  
**Chemours Chambers Works**  
**Deepwater, New Jersey**

GAC SYSTEM REGULATORY LOCATION ID	GAC SYSTEM INSTALLATION DATE	NOTES
218	1/25/2018	
219	1/25/2018	
220	10/21/2019	
221	2/21/2018	3Q18 - GAC System removed 10/19/2018 at resident's request, permanent bottled water
222	1/18/2018	
223	2/7/2018	
224	2/9/2018	
225	1/26/2018	2Q19 - Basement flooded; unable to access sampling port; GAC System not sampled
226	2/14/2018	
227	1/26/2018	
230	2/6/2018	
231	4/11/2018	3Q18 - Homeowner did not return calls; GAC System not sampled 1Q20 - Homeowner did not return calls; GAC System not sampled
232	2/23/2018	
233	3/27/2018	
235	2/9/2018	
236	5/4/2018	
237	2/20/2018	2Q20 - Homeowner did not return calls; GAC System not sampled
238	4/24/2018	
239	4/12/2018	
242	11/15/2019	
243	3/27/2018	
244	5/2/2018	4Q19 - Homeowner did not return calls; GAC System not sampled 2Q20 - Homeowner away on vacation; GAC System not sampled 3Q20 - Homeowner did not return calls; GAC System not sampled
245	3/30/2018	4Q19 - GAC System removed 11/19/2019 at resident's request, permanent bottled water
246	5/24/2018	
247	2/20/2018	
248	2/16/2018	
249	9/28/2018	
250	9/19/2018	1Q20 - Homeowner did not return calls; GAC System not sampled
251	11/5/2019	
255	2/22/2018	
256	3/13/2018	
257	5/4/2018	1Q20 - Homeowner canceled sampling and did not reschedule; GAC System not sampled
258	3/14/2018	
259	3/20/2018	1Q20 - Homeowner did not return calls; GAC System not sampled
260	3/20/2018	
261	3/14/2018	
265	4/17/2018	
266	4/19/2018	
268	3/28/2018	4Q19 - Homeowner did not return calls; GAC System not sampled 3Q20 - Homeowner did not return calls; GAC System not sampled
269	2/27/2018	
270	5/3/2018	
271	3/23/2018	
272	4/24/2018	
274	3/28/2018	4Q18 - Homeowner did not return calls; GAC System not sampled 4Q19 - Homeowner did not return calls; GAC System not sampled 1Q20 - Homeowner did not return calls; GAC System not sampled

**Table 1  
Residential Granular Activated Carbon (GAC) System Information  
Chemours Chambers Works  
Deepwater, New Jersey**

GAC SYSTEM REGULATORY LOCATION ID	GAC SYSTEM INSTALLATION DATE	NOTES
278	5/30/2018	2Q20 - Homeowner away on vacation; GAC System not sampled
280	4/17/2018	4Q19 - Homeowner did not return calls; GAC System not sampled
281	5/14/2019	4Q19 - Homeowner did not return calls; GAC System not sampled
284	3/23/2018	
285	4/18/2018	
286	6/15/2018	2Q19 - Homeowner did not return calls; GAC System not sampled 4Q19 - Homeowner did not return calls; GAC System not sampled 1Q20 - Homeowner did not return calls; GAC System not sampled 3Q20 - Homeowner did not return calls; GAC System not sampled
288	4/18/2018	
289	6/22/2018	
290	9/18/2018	4Q19 - Homeowner did not return calls; GAC System not sampled 1Q20 - Homeowner did not return calls; GAC System not sampled
295	6/15/2018	1Q20 - Declined sampling due to Covid-19; GAC System not sampled
297	5/23/2018	
301	10/17/2018	
302	6/28/2018	4Q19 - New well installed and sampled 9/20/2019 - not qualified; GAC System removed 12/05/2019
303	9/5/2018	
309	9/27/2018	
310	9/4/2018	4Q18 - Homeowner did not return calls; GAC System not sampled 3Q19 - Home is under construction, no one is living at the home or drinking the water at this time; GAC System not sampled 4Q19 - Home is under construction, no one is living at the home or drinking the water at this time; GAC System not sampled
320	10/16/2018	
324	11/6/2018	
327	12/18/2018	
328	8/8/2019	
330	12/12/2018	1Q19 - Homeowner did not return calls; GAC System not sampled 4Q19 - Home is under construction, no one is living at the home or drinking the water at this time; GAC System was not sampled 1Q20 - Home is under construction, no one is living at the home or drinking the water at this time; GAC System was not sampled 2Q20 - Home is under construction, no one is living at the home or drinking the water at this time; GAC System was not sampled 3Q20 - Home is under construction, no one is living at the home or drinking the water at this time; GAC System was not sampled
337	2/19/2019	
358	3/13/2019	
359	3/29/2019	
361	8/5/2019	2Q20 - Homeowner did not return calls; GAC System not sampled
369	5/22/2019	
378	4/26/2019	
379	5/1/2019	4Q19 - Homeowner did not return calls; GAC System not sampled
380	3/27/2019	
388	5/8/2019	
390	4/23/2019	
391	5/17/2019	4Q19 - Homeowner did not return calls; GAC System not sampled
393	6/20/2019	3Q19 - Homeowner did not return calls; GAC System not sampled
398	7/29/2019	
403	10/25/2019	
419	9/15/2020	
423	9/10/2020	
427	8/27/2020	
434	9/1/2020	
439	9/8/2020	

**Table 1**  
**Residential Granular Activated Carbon (GAC) System Information**  
**Chemours Chambers Works**  
**Deepwater, New Jersey**

<b>GAC SYSTEM REGULATORY LOCATION ID</b>	<b>GAC SYSTEM INSTALLATION DATE</b>	<b>NOTES</b>
464	12/7/2016	3Q20 - NJDEP-installed GAC and softener system included in Chemours' OM&M program
465	11/29/2017	1Q20 - Carbon Changeout February 2020 by NJDEP - BED1 removed, BED2 moved to BED1 position, new BED2 installed 3Q20 - NJDEP-installed GAC and softener system included in Chemours' OM&M program
466	12/6/2017	3Q20 - NJDEP-installed GAC and softener system included in Chemours' OM&M program
467	11/30/2017	3Q20 - NJDEP-installed GAC and softener system included in Chemours' OM&M program
468	12/11/2017	2Q19 - Carbon Changeout May 2019 by NJDEP - BED1 removed, BED2 moved to BED1 position, new BED2 installed 3Q20 - NJDEP-installed GAC and softener system included in Chemours' OM&M program
469	4/5/2018	3Q20 - NJDEP-installed GAC and softener system included in Chemours' OM&M program
470	3/27/2018	3Q19 - Carbon Changeout August 2019 by NJDEP - BED1 removed, BED2 moved to BED1 position, new BED2 installed 3Q20 - NJDEP-installed GAC and softener system included in Chemours' OM&M program
471	10/3/2016	3Q20 - NJDEP-installed GAC and softener system included in Chemours' OM&M program
472	1/24/2018	4Q18 - Carbon Changeout November 2018 by NJDEP - BED1 removed, BED2 moved to BED1 position, new BED2 installed 3Q20 - NJDEP-installed GAC and softener system included in Chemours' OM&M program, homeowner non-responsive and GAC System not sampled
473	4/18/2018	3Q20 - NJDEP-installed GAC system included in Chemours' OM&M program
474	4/15/2016	2Q19 - Carbon Changeout June 2019 by NJDEP - BED1 removed, BED2 moved to BED1 position, new BED2 installed 3Q20 - NJDEP-installed GAC and softener system included in Chemours' OM&M program
475	11/9/2015	3Q18 - BED1 carbon replaced with resin by NJDEP 9/26/2018 3Q20 - NJDEP-installed GAC and resin system included in Chemours' OM&M program; homeowner did not return calls; GAC System not sampled

**Table 2. Residential Granular Activated Carbon (GAC) Treatment System  
Results – Chemours Chambers Works, Deepwater, New Jersey**

Field Sample ID	Date	PFOA	PFOS	PFNA	Comments
<b>Location: 3</b>					
BED1	6/29/2020	<0.0020	<0.0020	<0.0020	
BED1	12/4/2019	<0.0020	<0.0020	<0.0020	
PT	3/7/2019	0.11	0.0044	0.024	
BED1	3/7/2019	<0.0020	<0.0020	<0.0020	
BED1	6/18/2018	<0.0020	<0.0020	<0.0020	
BED1	3/16/2018	<0.0020	<0.0020	<0.0020	
PT	9/7/2017	0.065	<0.0020	<0.0020	
BED1	9/7/2017	<0.0020	<0.0020	<0.0020	
BED1	6/27/2017	<0.0020	<0.0020	<0.0020	
-DUP	10/26/2016	0.13 B	0.0049 B	0.022 B	GAC installed 01/04/2017.
	10/26/2016	0.14 B	0.0049 B	0.024 B	GAC installed 01/04/2017.
	3/26/2009	0.16			
<b>Location: 9</b>					
PT	7/28/2020	0.11	0.0092	0.0086	
BED1	7/28/2020	<0.0020	<0.0020	<0.0020	
BED1	6/8/2020	<0.0020	<0.0020	<0.0020	
BED1	1/29/2020	<0.0020	<0.0020	<0.0020	

Concentrations in ug/L. Concentrations are rounded by the laboratory and reported to two significant figures. For samples collected prior to 10/1/2013, results for PFOA are reported under the following protocol: ND < LOD < NQ < LOQ where ND = Not Detected, NQ = Not Quantifiable, LOD = Limit of Detection, LOQ = Limit of Quantitation; the LOD/LOQ may have varied by instrument and quarter. For samples collected after 10/1/2013, samples are reported to a reporting limit (RL) of 0.0050 ug/L for PFOA. For samples collected after 6/30/2016, each target compound RL is 0.0020 ug/L. J = Analyte present, reported value may not be accurate or precise; UJ = Not detected, reporting limit may not be accurate or precise; B = Not detected substantially above the level reported in the laboratory or field blanks. Samples identified as BED1 were collected after the first carbon bed. Samples identified as BED2 were collected after the second carbon bed and represent the treated water. All other samples collected were prior to treatment. Samples identified with -D or DUP are duplicate samples. Starting with the 3Q20 samples, the samples are analyzed by EPA Method 537.1. Prior to 3Q20, the samples were analyzed by a modified method 537.



**Table 2. Residential Granular Activated Carbon (GAC) Treatment System  
Results – Chemours Chambers Works, Deepwater, New Jersey**

Field Sample ID	Date	PFOA	PFOS	PFNA	Comments
BED1	10/16/2019	<0.0020	<0.0020	<0.0020	
PT	7/26/2019	0.12	0.010	0.011	
BED1	7/26/2019	<0.0020	<0.0020	<0.0020	
BED1	4/18/2019	<0.0020	<0.0020	<0.0020	
BED1	2/11/2019	<0.0020	<0.0020	<0.0020	
BED1	11/12/2018	<0.0020	<0.0020	<0.0020	
PT	8/21/2018	0.10	0.0083	0.0070	
BED1	8/21/2018	<0.0020	<0.0020	<0.0020	
BED1	5/31/2018	<0.0020	<0.0020	<0.0020	
BED1	3/14/2018	<0.0020	<0.0020	<0.0020	Carbon Changeout 01/09/2018 - Fe.
BED1	12/5/2017	<0.0020	<0.0020	<0.0020	
PT	8/18/2017	0.11	0.0057	0.0063	
BED1	8/18/2017	<0.0020	<0.0020	<0.0020	
BED1	6/23/2017	<0.0020	<0.0020	<0.0020	
BED1	3/3/2017	<0.0020	<0.0020	<0.0020	
	7/8/2016	0.13 J	0.0072	0.0064	GAC installed 10/12/2016.
	3/27/2009	0.074			

Concentrations in ug/L. Concentrations are rounded by the laboratory and reported to two significant figures. For samples collected prior to 10/1/2013, results for PFOA are reported under the following protocol: ND < LOD < NQ < LOQ where ND = Not Detected, NQ = Not Quantifiable, LOD = Limit of Detection, LOQ = Limit of Quantitation; the LOD/LOQ may have varied by instrument and quarter. For samples collected after 10/1/2013, samples are reported to a reporting limit (RL) of 0.0050 ug/L for PFOA. For samples collected after 6/30/2016, each target compound RL is 0.0020 ug/L. J = Analyte present, reported value may not be accurate or precise; UJ = Not detected, reporting limit may not be accurate or precise; B = Not detected substantially above the level reported in the laboratory or field blanks. Samples identified as BED1 were collected after the first carbon bed. Samples identified as BED2 were collected after the second carbon bed and represent the treated water. All other samples collected were prior to treatment. Samples identified with -D or DUP are duplicate samples. Starting with the 3Q20 samples, the samples are analyzed by EPA Method 537.1. Prior to 3Q20, the samples were analyzed by a modified method 537.

**Table 2. Residential Granular Activated Carbon (GAC) Treatment System  
Results – Chemours Chambers Works, Deepwater, New Jersey**

Field Sample ID	Date	PFOA	PFOS	PFNA	Comments
<b>Location: 10</b>					
PT	8/12/2020	0.054	0.0044	0.0036	
BED1	8/12/2020	<0.0020	<0.0020	<0.0020	
BED1	6/10/2020	<0.0020	<0.0020	<0.0020	
BED1	1/31/2020	<0.0020	<0.0020	<0.0020	
BED1	10/18/2019	<0.0020	<0.0020	<0.0020	
PT	7/22/2019	0.056	0.0042	0.0038	
BED1	7/22/2019	<0.0020	<0.0020	<0.0020	
BED1	4/16/2019	<0.0020	<0.0020	<0.0020	
BED1	1/31/2019	<0.0020	<0.0020	<0.0020	
BED1	11/8/2018	<0.0020	<0.0020	<0.0020	
PT	8/8/2018	0.055	0.0037	0.0029	
BED1	8/8/2018	<0.0020	<0.0020	<0.0020	
BED1	5/10/2018	<0.0020	<0.0020	<0.0020	
BED1	3/9/2018	0.0034	<0.0020	<0.0020	
BED2	3/9/2018	<0.0020	<0.0020	<0.0020	
BED1	12/12/2017	<0.0020	<0.0020	<0.0020	
PT	9/7/2017	<0.0020	<0.0020	<0.0020	

Concentrations in ug/L. Concentrations are rounded by the laboratory and reported to two significant figures. For samples collected prior to 10/1/2013, results for PFOA are reported under the following protocol: ND < LOD < NQ < LOQ where ND = Not Detected, NQ = Not Quantifiable, LOD = Limit of Detection, LOQ = Limit of Quantitation; the LOD/LOQ may have varied by instrument and quarter. For samples collected after 10/1/2013, samples are reported to a reporting limit (RL) of 0.0050 ug/L for PFOA. For samples collected after 6/30/2016, each target compound RL is 0.0020 ug/L. J = Analyte present, reported value may not be accurate or precise; UJ = Not detected, reporting limit may not be accurate or precise; B = Not detected substantially above the level reported in the laboratory or field blanks. Samples identified as BED1 were collected after the first carbon bed. Samples identified as BED2 were collected after the second carbon bed and represent the treated water. All other samples collected were prior to treatment. Samples identified with -D or DUP are duplicate samples. Starting with the 3Q20 samples, the samples are analyzed by EPA Method 537.1. Prior to 3Q20, the samples were analyzed by a modified method 537.

**Table 2. Residential Granular Activated Carbon (GAC) Treatment System  
Results – Chemours Chambers Works, Deepwater, New Jersey**

Field Sample ID	Date	PFOA	PFOS	PFNA	Comments
BED1	9/7/2017	<0.0020	<0.0020	<0.0020	
BED1	6/7/2017	<0.0020	<0.0020	<0.0020 UJ	
BED1	3/2/2017	<0.0020	<0.0020	<0.0020	
BED1-DUP	3/2/2017	<0.0020	<0.0020	<0.0020	
	6/30/2016	0.052	0.0046	0.0026	GAC installed 10/21/2016.
-DUP	6/30/2016	0.049	0.0045	0.0026	GAC installed 10/21/2016.
	3/27/2009	0.036			
<b>Location: 11</b>					
PT	8/6/2020	0.043	0.0034 J	0.0023	Split sampling for method comparison.
PT	8/6/2020	0.041	0.0034	0.0024	
BED1	8/6/2020	<0.0020	<0.0020	<0.0020	
BED1	8/6/2020	<0.0020	<0.0020	<0.0020	Split sampling for method comparison.
BED1	6/3/2020	<0.0020	<0.0020	<0.0020	
BED1	1/22/2020	<0.0020	<0.0020	<0.0020	
BED1	10/8/2019	<0.0020	<0.0020	<0.0020	
PT	7/15/2019	0.043	0.0027	0.0021	
BED1	7/15/2019	<0.0020	<0.0020	<0.0020	
BED1	4/10/2019	<0.0020	<0.0020	<0.0020	

Concentrations in ug/L. Concentrations are rounded by the laboratory and reported to two significant figures. For samples collected prior to 10/1/2013, results for PFOA are reported under the following protocol: ND < LOD < NQ < LOQ where ND = Not Detected, NQ = Not Quantifiable, LOD = Limit of Detection, LOQ = Limit of Quantitation; the LOD/LOQ may have varied by instrument and quarter. For samples collected after 10/1/2013, samples are reported to a reporting limit (RL) of 0.0050 ug/L for PFOA. For samples collected after 6/30/2016, each target compound RL is 0.0020 ug/L. J = Analyte present, reported value may not be accurate or precise; UJ = Not detected, reporting limit may not be accurate or precise; B = Not detected substantially above the level reported in the laboratory or field blanks. Samples identified as BED1 were collected after the first carbon bed. Samples identified as BED2 were collected after the second carbon bed and represent the treated water. All other samples collected were prior to treatment. Samples identified with -D or DUP are duplicate samples. Starting with the 3Q20 samples, the samples are analyzed by EPA Method 537.1. Prior to 3Q20, the samples were analyzed by a modified method 537.

**Table 2. Residential Granular Activated Carbon (GAC) Treatment System  
Results – Chemours Chambers Works, Deepwater, New Jersey**

Field Sample ID	Date	PFOA	PFOS	PFNA	Comments
BED1	1/22/2019	<0.0020	<0.0020	<0.0020	
BED1	10/31/2018	<0.0020	<0.0020	<0.0020	
PT	7/20/2018	0.044	0.0024	<0.0020	
BED1	7/20/2018	<0.0020	<0.0020	<0.0020	
BED1	4/17/2018	<0.0020	<0.0020	<0.0020	
	7/21/2016	0.034	0.0021	<0.0020	GAC installed 02/13/2018.
	3/27/2009	0.014			
<b>Location: 12</b>					
PT	8/26/2020	0.063	0.0032	0.0095	
BED1	8/26/2020	<0.0020	<0.0020	<0.0020	
BED1	6/16/2020	<0.0020	<0.0020	<0.0020	
BED1	2/12/2020	<0.0020	<0.0020	<0.0020	
BED1	11/11/2019	<0.0020	<0.0020	<0.0020	
PT	9/4/2019	0.13	0.0041	0.0097	
BED1	9/4/2019	<0.0020	<0.0020	<0.0020	
BED1-DUP	9/4/2019	<0.0020	<0.0020	<0.0020	
BED1	5/16/2019	<0.0020	<0.0020	<0.0020	
BED1	3/21/2019	<0.0020	<0.0020	<0.0020	

Concentrations in ug/L. Concentrations are rounded by the laboratory and reported to two significant figures. For samples collected prior to 10/1/2013, results for PFOA are reported under the following protocol: ND < LOD < NQ < LOQ where ND = Not Detected, NQ = Not Quantifiable, LOD = Limit of Detection, LOQ = Limit of Quantitation; the LOD/LOQ may have varied by instrument and quarter. For samples collected after 10/1/2013, samples are reported to a reporting limit (RL) of 0.0050 ug/L for PFOA. For samples collected after 6/30/2016, each target compound RL is 0.0020 ug/L. J = Analyte present, reported value may not be accurate or precise; UJ = Not detected, reporting limit may not be accurate or precise; B = Not detected substantially above the level reported in the laboratory or field blanks. Samples identified as BED1 were collected after the first carbon bed. Samples identified as BED2 were collected after the second carbon bed and represent the treated water. All other samples collected were prior to treatment. Samples identified with -D or DUP are duplicate samples. Starting with the 3Q20 samples, the samples are analyzed by EPA Method 537.1. Prior to 3Q20, the samples were analyzed by a modified method 537.

**Table 2. Residential Granular Activated Carbon (GAC) Treatment System  
Results – Chemours Chambers Works, Deepwater, New Jersey**

Field Sample ID	Date	PFOA	PFOS	PFNA	Comments
BED1-DUP	3/21/2019	<0.0020	<0.0020	<0.0020	
BED1	12/4/2018	<0.0020	<0.0020	<0.0020	
BED1-DUP	12/4/2018	<0.0020	<0.0020	<0.0020	
PT	8/14/2018	0.099	0.0033	0.0065	
BED1	8/14/2018	<0.0020	<0.0020	<0.0020	
BED1-DUP	8/14/2018	<0.0020	<0.0020	<0.0020	
BED1	5/11/2018	<0.0020	<0.0020	<0.0020	
BED1-DUP	5/11/2018	<0.0020	<0.0020	<0.0020	
BED1	3/16/2018	<0.0020	<0.0020	<0.0020	
BED1-DUP	3/16/2018	<0.0020	<0.0020	<0.0020	
BED1	12/12/2017	<0.0020	<0.0020	<0.0020	
PT	9/29/2017	0.092	0.0034	0.0061	B
BED1	9/29/2017	<0.0020	<0.0020	<0.0020	
BED1	6/23/2017	<0.0020	<0.0020	<0.0020	
	12/7/2016	0.085	0.004	0.0058	GAC installed 01/31/2017.
	3/27/2009	0.092			
<b>Location: 13</b>					
PT	9/8/2020	0.047	0.0030	0.014	

Concentrations in ug/L. Concentrations are rounded by the laboratory and reported to two significant figures. For samples collected prior to 10/1/2013, results for PFOA are reported under the following protocol: ND < LOD < NQ < LOQ where ND = Not Detected, NQ = Not Quantifiable, LOD = Limit of Detection, LOQ = Limit of Quantitation; the LOD/LOQ may have varied by instrument and quarter. For samples collected after 10/1/2013, samples are reported to a reporting limit (RL) of 0.0050 ug/L for PFOA. For samples collected after 6/30/2016, each target compound RL is 0.0020 ug/L. J = Analyte present, reported value may not be accurate or precise; UJ = Not detected, reporting limit may not be accurate or precise; B = Not detected substantially above the level reported in the laboratory or field blanks. Samples identified as BED1 were collected after the first carbon bed. Samples identified as BED2 were collected after the second carbon bed and represent the treated water. All other samples collected were prior to treatment. Samples identified with -D or DUP are duplicate samples. Starting with the 3Q20 samples, the samples are analyzed by EPA Method 537.1. Prior to 3Q20, the samples were analyzed by a modified method 537.

**Table 2. Residential Granular Activated Carbon (GAC) Treatment System  
Results – Chemours Chambers Works, Deepwater, New Jersey**

Field Sample ID	Date	PFOA	PFOS	PFNA	Comments
BED1	9/8/2020	<0.0020	<0.0020	<0.0020	
BED1-DUP	9/8/2020	<0.0020	<0.0020	<0.0020	
BED1	6/22/2020	<0.0020	<0.0020	<0.0020	
BED1	3/19/2020	<0.0020	<0.0020	<0.0020	
BED1-DUP	3/19/2020	<0.0020	<0.0020	<0.0020	
BED1	12/6/2019	<0.0020	<0.0020	<0.0020	
PT	9/10/2019	0.054	0.003	0.017	
BED1	9/10/2019	<0.0020	<0.0020	<0.0020	
BED1-DUP	9/10/2019	<0.0020	<0.0020	<0.0020	
BED1	4/29/2019	<0.0020	<0.0020	<0.0020	
PT	2/26/2019	0.055	0.0032	0.017	
BED1	2/26/2019	<0.0020	<0.0020	<0.0020	
BED1	11/5/2018	<0.0020	<0.0020	<0.0020	
	4/30/2018	0.041	0.0023	0.012	GAC installed 07/24/2018.
	3/27/2009	0.067			
<b>Location: 20</b>					
PT	8/6/2020	0.14	0.0042	0.0037	
BED1	8/6/2020	<0.0020	<0.0020	<0.0020	

Concentrations in ug/L. Concentrations are rounded by the laboratory and reported to two significant figures. For samples collected prior to 10/1/2013, results for PFOA are reported under the following protocol: ND < LOD < NQ < LOQ where ND = Not Detected, NQ = Not Quantifiable, LOD = Limit of Detection, LOQ = Limit of Quantitation; the LOD/LOQ may have varied by instrument and quarter. For samples collected after 10/1/2013, samples are reported to a reporting limit (RL) of 0.0050 ug/L for PFOA. For samples collected after 6/30/2016, each target compound RL is 0.0020 ug/L. J = Analyte present, reported value may not be accurate or precise; UJ = Not detected, reporting limit may not be accurate or precise; B = Not detected substantially above the level reported in the laboratory or field blanks. Samples identified as BED1 were collected after the first carbon bed. Samples identified as BED2 were collected after the second carbon bed and represent the treated water. All other samples collected were prior to treatment. Samples identified with -D or DUP are duplicate samples. Starting with the 3Q20 samples, the samples are analyzed by EPA Method 537.1. Prior to 3Q20, the samples were analyzed by a modified method 537.

**Table 2. Residential Granular Activated Carbon (GAC) Treatment System  
Results – Chemours Chambers Works, Deepwater, New Jersey**

<b>Field Sample ID</b>	<b>Date</b>	<b>PFOA</b>	<b>PFOS</b>	<b>PFNA</b>	<b>Comments</b>
BED1-DUP	8/6/2020	<0.0020	<0.0020	<0.0020	
BED1	6/8/2020	<0.0020	<0.0020	<0.0020	
BED1	2/21/2020	<0.0020	<0.0020	<0.0020	
BED1	11/11/2019	<0.0020	<0.0020	<0.0020	
PT	8/26/2019	0.13	0.0032	0.0027	
BED1	8/26/2019	<0.0020	<0.0020	<0.0020	
BED1	4/30/2019	<0.0020	<0.0020	<0.0020	
BED1	2/25/2019	<0.0020	<0.0020	<0.0020	
BED1	12/3/2018	<0.0020	<0.0020	<0.0020	
PT	8/30/2018	0.14	0.0067	0.0043	
BED1	8/30/2018	<0.0020	<0.0020	<0.0020	
BED1	5/22/2018	<0.0020	<0.0020	<0.0020	
BED1	2/26/2018	<0.0020	<0.0020	<0.0020	
BED1	11/16/2017	<0.0020	<0.0020	<0.0020	
PT	8/16/2017	0.12	0.0067	0.0034	
BED1	8/16/2017	<0.0020	<0.0020	<0.0020	
BED1	6/8/2017	<0.0020 UJ	<0.0020	<0.0020 UJ	
BED1	3/3/2017	<0.0020	<0.0020	<0.0020	

Concentrations in ug/L. Concentrations are rounded by the laboratory and reported to two significant figures. For samples collected prior to 10/1/2013, results for PFOA are reported under the following protocol: ND < LOD < NQ < LOQ where ND = Not Detected, NQ = Not Quantifiable, LOD = Limit of Detection, LOQ = Limit of Quantitation; the LOD/LOQ may have varied by instrument and quarter. For samples collected after 10/1/2013, samples are reported to a reporting limit (RL) of 0.0050 ug/L for PFOA. For samples collected after 6/30/2016, each target compound RL is 0.0020 ug/L. J = Analyte present, reported value may not be accurate or precise; UJ = Not detected, reporting limit may not be accurate or precise; B = Not detected substantially above the level reported in the laboratory or field blanks. Samples identified as BED1 were collected after the first carbon bed. Samples identified as BED2 were collected after the second carbon bed and represent the treated water. All other samples collected were prior to treatment. Samples identified with -D or DUP are duplicate samples. Starting with the 3Q20 samples, the samples are analyzed by EPA Method 537.1. Prior to 3Q20, the samples were analyzed by a modified method 537.

**Table 2. Residential Granular Activated Carbon (GAC) Treatment System  
Results – Chemours Chambers Works, Deepwater, New Jersey**

Field Sample ID	Date	PFOA	PFOS	PFNA	Comments
BED1-DUP	3/3/2017	<0.0020 UJ	<0.0020 UJ	<0.0020 UJ	
	7/21/2016	0.13	0.011	0.0039	GAC installed 11/03/2016.
	3/30/2009	0.068			
<b>Location: 21</b>					
PT	8/12/2020	0.11	0.0048	0.015	
BED1	8/12/2020	0.0022	<0.0020	<0.0020	
BED1	6/10/2020	0.0024	<0.0020	<0.0020	
BED1	2/6/2020	0.0037	<0.0020	<0.0020	
BED1	10/29/2019	0.0043	<0.0020	<0.0020	
PT	8/21/2019	0.14	0.0064	0.016	
BED1	8/21/2019	0.0036	<0.0020	<0.0020	
BED1	5/9/2019	0.0045	<0.0020	<0.0020	
BED1	3/14/2019	0.0035	<0.0020	<0.0020	
BED1	12/3/2018	0.0033	<0.0020	<0.0020	
PT	8/9/2018	0.15	0.0060	0.019	
BED1	8/9/2018	0.0026	<0.0020	<0.0020	
BED1	5/10/2018	0.0026	<0.0020	<0.0020	
BED1	3/12/2018	0.0028	<0.0020	<0.0020	

Concentrations in ug/L. Concentrations are rounded by the laboratory and reported to two significant figures. For samples collected prior to 10/1/2013, results for PFOA are reported under the following protocol: ND < LOD < NQ < LOQ where ND = Not Detected, NQ = Not Quantifiable, LOD = Limit of Detection, LOQ = Limit of Quantitation; the LOD/LOQ may have varied by instrument and quarter. For samples collected after 10/1/2013, samples are reported to a reporting limit (RL) of 0.0050 ug/L for PFOA. For samples collected after 6/30/2016, each target compound RL is 0.0020 ug/L. J = Analyte present, reported value may not be accurate or precise; UJ = Not detected, reporting limit may not be accurate or precise; B = Not detected substantially above the level reported in the laboratory or field blanks. Samples identified as BED1 were collected after the first carbon bed. Samples identified as BED2 were collected after the second carbon bed and represent the treated water. All other samples collected were prior to treatment. Samples identified with -D or DUP are duplicate samples. Starting with the 3Q20 samples, the samples are analyzed by EPA Method 537.1. Prior to 3Q20, the samples were analyzed by a modified method 537.



**Table 2. Residential Granular Activated Carbon (GAC) Treatment System  
Results – Chemours Chambers Works, Deepwater, New Jersey**

Field Sample ID	Date	PFOA	PFOS	PFNA	Comments
BED2	3/12/2018	<0.0020	<0.0020	<0.0020	
BED1	12/5/2017	0.003	<0.0020	<0.0020	
BED2	12/5/2017	<0.0020	<0.0020	<0.0020	
PT	8/17/2017	0.14	0.0064	0.015	
BED1	8/17/2017	0.0038	<0.0020	<0.0020	
BED2	8/17/2017	<0.0020	<0.0020	<0.0020	
BED1	6/8/2017	0.003	<0.0020	<0.0020	
BED2	6/8/2017	<0.0020	<0.0020	<0.0020	
BED1	3/2/2017	0.0028	<0.0020	<0.0020	
BED2	3/2/2017	<0.0020	<0.0020	<0.0020	
	7/13/2016	0.18 J	0.0083	0.019	GAC installed 10/20/2016.
	3/30/2009	0.22			
<b>Location: 25</b>					
PT	9/2/2020	0.064	0.0025	0.011	
BED1	9/2/2020	<0.0020	<0.0020	<0.0020	
BED1	6/22/2020	<0.0020	<0.0020	<0.0020	
BED1	2/24/2020	<0.0020	<0.0020	<0.0020	
BED1	10/18/2019	<0.0020	<0.0020	<0.0020	

Concentrations in ug/L. Concentrations are rounded by the laboratory and reported to two significant figures. For samples collected prior to 10/1/2013, results for PFOA are reported under the following protocol: ND < LOD < NQ < LOQ where ND = Not Detected, NQ = Not Quantifiable, LOD = Limit of Detection, LOQ = Limit of Quantitation; the LOD/LOQ may have varied by instrument and quarter. For samples collected after 10/1/2013, samples are reported to a reporting limit (RL) of 0.0050 ug/L for PFOA. For samples collected after 6/30/2016, each target compound RL is 0.0020 ug/L. J = Analyte present, reported value may not be accurate or precise; UJ = Not detected, reporting limit may not be accurate or precise; B = Not detected substantially above the level reported in the laboratory or field blanks. Samples identified as BED1 were collected after the first carbon bed. Samples identified as BED2 were collected after the second carbon bed and represent the treated water. All other samples collected were prior to treatment. Samples identified with -D or DUP are duplicate samples. Starting with the 3Q20 samples, the samples are analyzed by EPA Method 537.1. Prior to 3Q20, the samples were analyzed by a modified method 537.

**Table 2. Residential Granular Activated Carbon (GAC) Treatment System  
Results – Chemours Chambers Works, Deepwater, New Jersey**

Field Sample ID	Date	PFOA	PFOS	PFNA	Comments
PT	7/29/2019	0.12	0.0029	0.0090	
BED1	7/29/2019	<0.0020	<0.0020	<0.0020	
BED1-DUP	7/29/2019	<0.0020	<0.0020	<0.0020	
BED1	4/22/2019	<0.0020	<0.0020	<0.0020	
-DUP	2/13/2019	<0.0020	<0.0020	<0.0020	
BED1	2/13/2019	<0.0020	<0.0020	<0.0020	
BED1	11/14/2018	<0.0020	<0.0020	<0.0020	
BED1-DUP	11/14/2018	<0.0020	<0.0020	<0.0020	
PT	8/23/2018	0.10	0.0025	0.0070	
BED1	8/23/2018	<0.0020	<0.0020	<0.0020	
BED1-DUP	8/23/2018	<0.0020	<0.0020	<0.0020	
BED1	5/31/2018	<0.0020	<0.0020	<0.0020	
BED1-DUP	5/31/2018	<0.0020	<0.0020	<0.0020	
BED1	2/16/2018	<0.0020	<0.0020	<0.0020	
BED1-DUP	2/16/2018	<0.0020	<0.0020	<0.0020	
BED1	11/17/2017	<0.0020	0.021 J	<0.0020	
BED1-DUP	11/17/2017	<0.0020	<0.0020	<0.0020	
BED2	11/17/2017	<0.0020	<0.0020	<0.0020	
PT	8/17/2017	0.1	0.0028	0.0044	

Concentrations in ug/L. Concentrations are rounded by the laboratory and reported to two significant figures. For samples collected prior to 10/1/2013, results for PFOA are reported under the following protocol: ND < LOD < NQ < LOQ where ND = Not Detected, NQ = Not Quantifiable, LOD = Limit of Detection, LOQ = Limit of Quantitation; the LOD/LOQ may have varied by instrument and quarter. For samples collected after 10/1/2013, samples are reported to a reporting limit (RL) of 0.0050 ug/L for PFOA. For samples collected after 6/30/2016, each target compound RL is 0.0020 ug/L. J = Analyte present, reported value may not be accurate or precise; UJ = Not detected, reporting limit may not be accurate or precise; B = Not detected substantially above the level reported in the laboratory or field blanks. Samples identified as BED1 were collected after the first carbon bed. Samples identified as BED2 were collected after the second carbon bed and represent the treated water. All other samples collected were prior to treatment. Samples identified with -D or DUP are duplicate samples. Starting with the 3Q20 samples, the samples are analyzed by EPA Method 537.1. Prior to 3Q20, the samples were analyzed by a modified method 537.

**Table 2. Residential Granular Activated Carbon (GAC) Treatment System  
Results – Chemours Chambers Works, Deepwater, New Jersey**

Field Sample ID	Date	PFOA	PFOS	PFNA	Comments
BED1	8/17/2017	<0.0020	<0.0020	<0.0020	
BED1-DUP	8/17/2017	<0.0020	<0.0020	<0.0020	
BED1	6/21/2017	<0.0020	<0.0020	<0.0020	
BED1	3/27/2017	<0.0020	<0.0020	<0.0020	
-DUP	7/21/2016	0.14	0.0026	0.0076	GAC installed 12/12/2016.
	7/21/2016	0.14	0.0026	0.0071	GAC installed 12/12/2016.
	3/31/2009	0.056			
<b>Location: 26</b>					
PT	9/14/2020	0.026	<0.0020	0.0068	
BED1	9/14/2020	<0.0020	<0.0020	<0.0020	
BED1	6/30/2020	<0.0020	<0.0020	<0.0020	
BED1	2/14/2020	<0.0020	<0.0020	<0.0020	
BED1	11/8/2019	<0.0020	<0.0020	<0.0020	
PT	9/3/2019	0.028	<0.0020	0.0083	
BED1	9/3/2019	<0.0020	<0.0020	<0.0020	
BED1	6/7/2019	<0.0020	<0.0020	<0.0020	
BED1	3/22/2019	<0.0020	<0.0020	<0.0020	
BED1-DUP	3/22/2019	<0.0020	<0.0020	<0.0020	

Concentrations in ug/L. Concentrations are rounded by the laboratory and reported to two significant figures. For samples collected prior to 10/1/2013, results for PFOA are reported under the following protocol: ND < LOD < NQ < LOQ where ND = Not Detected, NQ = Not Quantifiable, LOD = Limit of Detection, LOQ = Limit of Quantitation; the LOD/LOQ may have varied by instrument and quarter. For samples collected after 10/1/2013, samples are reported to a reporting limit (RL) of 0.0050 ug/L for PFOA. For samples collected after 6/30/2016, each target compound RL is 0.0020 ug/L. J = Analyte present, reported value may not be accurate or precise; UJ = Not detected, reporting limit may not be accurate or precise; B = Not detected substantially above the level reported in the laboratory or field blanks. Samples identified as BED1 were collected after the first carbon bed. Samples identified as BED2 were collected after the second carbon bed and represent the treated water. All other samples collected were prior to treatment. Samples identified with -D or DUP are duplicate samples. Starting with the 3Q20 samples, the samples are analyzed by EPA Method 537.1. Prior to 3Q20, the samples were analyzed by a modified method 537.

**Table 2. Residential Granular Activated Carbon (GAC) Treatment System  
Results – Chemours Chambers Works, Deepwater, New Jersey**

Field Sample ID	Date	PFOA	PFOS	PFNA	Comments
BED1	12/21/2018	<0.0020	<0.0020	<0.0020	
BED1-DUP	12/21/2018	<0.0020	<0.0020	<0.0020	
PT	9/21/2018	0.031	0.0023	0.0089	
BED1	9/21/2018	<0.0020	<0.0020	0.0029	
BED1	5/8/2018	<0.0020	<0.0020	<0.0020	
BED1-DUP	5/8/2018	<0.0020	<0.0020	<0.0020	
BED1	2/28/2018	<0.0020	<0.0020	<0.0020	
BED1-DUP	2/28/2018	<0.0020	<0.0020	<0.0020	
BED1	12/15/2017	<0.0020	<0.0020	<0.0020	Carbon Changeout 10/17/2017 - Fe.
BED1-DUP	12/15/2017	<0.0020	<0.0020	<0.0020	Carbon Changeout 10/17/2017 - Fe.
PT	9/20/2017	0.042	0.0024	0.013	
BED1	9/20/2017	<0.0020	<0.0020	<0.0020	
	8/11/2016	0.047	<0.0020	0.013	GAC installed 12/02/2016.
	3/31/2009	0.055			
<b>Location: 27</b>					
PT	8/25/2020	0.047	<0.0020	<0.0020	
BED1	8/25/2020	<0.0020	<0.0020	<0.0020	
BED1	6/16/2020	<0.0020	<0.0020	<0.0020	

Concentrations in ug/L. Concentrations are rounded by the laboratory and reported to two significant figures. For samples collected prior to 10/1/2013, results for PFOA are reported under the following protocol: ND < LOD < NQ < LOQ where ND = Not Detected, NQ = Not Quantifiable, LOD = Limit of Detection, LOQ = Limit of Quantitation; the LOD/LOQ may have varied by instrument and quarter. For samples collected after 10/1/2013, samples are reported to a reporting limit (RL) of 0.0050 ug/L for PFOA. For samples collected after 6/30/2016, each target compound RL is 0.0020 ug/L. J = Analyte present, reported value may not be accurate or precise; UJ = Not detected, reporting limit may not be accurate or precise; B = Not detected substantially above the level reported in the laboratory or field blanks. Samples identified as BED1 were collected after the first carbon bed. Samples identified as BED2 were collected after the second carbon bed and represent the treated water. All other samples collected were prior to treatment. Samples identified with -D or DUP are duplicate samples. Starting with the 3Q20 samples, the samples are analyzed by EPA Method 537.1. Prior to 3Q20, the samples were analyzed by a modified method 537.

**Table 2. Residential Granular Activated Carbon (GAC) Treatment System  
Results – Chemours Chambers Works, Deepwater, New Jersey**

Field Sample ID	Date	PFOA	PFOS	PFNA	Comments
BED1	1/20/2020	<0.0020	<0.0020	<0.0020	
BED1	10/2/2019	<0.0020	<0.0020	<0.0020	
PT	7/1/2019	0.077	<0.0020	<0.0020	
BED1	7/1/2019	<0.0020	<0.0020	<0.0020	
BED1	4/3/2019	<0.0020	<0.0020	<0.0020	
BED1	1/7/2019	<0.0020	<0.0020	<0.0020	
BED1	10/22/2018	<0.0020	<0.0020	<0.0020	
PT	7/9/2018	0.052	<0.0020	0.0020	
BED1	7/9/2018	<0.0020	<0.0020	<0.0020	
BED1	4/13/2018	<0.0020	<0.0020	<0.0020	
	7/6/2016	0.027	0.002	<0.0020	GAC installed 01/17/2018.
	3/31/2009	NQ			
<b>Location: 28</b>					
PT	9/10/2020	0.094	<0.0020	0.0029	
BED1	9/10/2020	<0.0020	<0.0020	<0.0020	
BED1-DUP	9/10/2020	<0.0020	<0.0020	<0.0020	
BED1	6/29/2020	<0.0020	<0.0020	<0.0020	
BED1	12/5/2019	<0.0020	<0.0020	<0.0020	

Concentrations in ug/L. Concentrations are rounded by the laboratory and reported to two significant figures. For samples collected prior to 10/1/2013, results for PFOA are reported under the following protocol: ND < LOD < NQ < LOQ where ND = Not Detected, NQ = Not Quantifiable, LOD = Limit of Detection, LOQ = Limit of Quantitation; the LOD/LOQ may have varied by instrument and quarter. For samples collected after 10/1/2013, samples are reported to a reporting limit (RL) of 0.0050 ug/L for PFOA. For samples collected after 6/30/2016, each target compound RL is 0.0020 ug/L. J = Analyte present, reported value may not be accurate or precise; UJ = Not detected, reporting limit may not be accurate or precise; B = Not detected substantially above the level reported in the laboratory or field blanks. Samples identified as BED1 were collected after the first carbon bed. Samples identified as BED2 were collected after the second carbon bed and represent the treated water. All other samples collected were prior to treatment. Samples identified with -D or DUP are duplicate samples. Starting with the 3Q20 samples, the samples are analyzed by EPA Method 537.1. Prior to 3Q20, the samples were analyzed by a modified method 537.

**Table 2. Residential Granular Activated Carbon (GAC) Treatment System  
Results – Chemours Chambers Works, Deepwater, New Jersey**

Field Sample ID	Date	PFOA	PFOS	PFNA	Comments
PT	9/5/2019	0.12	<0.0020	<0.0020	
BED1	9/5/2019	<0.0020	<0.0020	<0.0020	
BED1	5/20/2019	<0.0020	<0.0020	<0.0020	
BED1	3/19/2019	<0.0020	<0.0020	<0.0020	
BED1	12/6/2018	<0.0020	<0.0020	<0.0020	
PT	9/6/2018	0.091	0.0029	0.0063	
BED1	9/6/2018	<0.0020	<0.0020	<0.0020	
BED1	6/4/2018	<0.0020	<0.0020	<0.0020	
BED1	3/16/2018	<0.0020	<0.0020	<0.0020	
BED1	12/19/2017	<0.0020	<0.0020	<0.0020	
PT	9/7/2017	0.018	0.015	0.0092	
BED1	9/7/2017	<0.0020	<0.0020	<0.0020	
BED1	6/27/2017	<0.0020	<0.0020	<0.0020	
	12/5/2016	0.085	0.0032	0.0027	GAC installed 01/24/2017.
	3/31/2009	0.042			
<b>Location: 29</b>					
PT	9/16/2020	0.0022	<0.0020	<0.0020	
BED1	9/16/2020	<0.0020	<0.0020	<0.0020	

Concentrations in ug/L. Concentrations are rounded by the laboratory and reported to two significant figures. For samples collected prior to 10/1/2013, results for PFOA are reported under the following protocol: ND < LOD < NQ < LOQ where ND = Not Detected, NQ = Not Quantifiable, LOD = Limit of Detection, LOQ = Limit of Quantitation; the LOD/LOQ may have varied by instrument and quarter. For samples collected after 10/1/2013, samples are reported to a reporting limit (RL) of 0.0050 ug/L for PFOA. For samples collected after 6/30/2016, each target compound RL is 0.0020 ug/L. J = Analyte present, reported value may not be accurate or precise; UJ = Not detected, reporting limit may not be accurate or precise; B = Not detected substantially above the level reported in the laboratory or field blanks. Samples identified as BED1 were collected after the first carbon bed. Samples identified as BED2 were collected after the second carbon bed and represent the treated water. All other samples collected were prior to treatment. Samples identified with -D or DUP are duplicate samples. Starting with the 3Q20 samples, the samples are analyzed by EPA Method 537.1. Prior to 3Q20, the samples were analyzed by a modified method 537.

**Table 2. Residential Granular Activated Carbon (GAC) Treatment System  
Results – Chemours Chambers Works, Deepwater, New Jersey**

Field Sample ID	Date	PFOA	PFOS	PFNA	Comments
BED1	6/10/2020	<0.0020	<0.0020	<0.0020	
BED1	1/28/2020	<0.0020	<0.0020	<0.0020	
BED1	10/11/2019	<0.0020	<0.0020	<0.0020	
PT	7/19/2019	0.051	0.0021	0.0096	
BED1	7/19/2019	0.0023	<0.0020	<0.0020	
BED1	4/12/2019	<0.0020	<0.0020	<0.0020	
BED1	1/24/2019	<0.0020	<0.0020	<0.0020	
BED1	10/29/2018	<0.0020	<0.0020	<0.0020	
PT	7/16/2018	0.046	<0.0020	0.0075	
BED1	7/16/2018	<0.0020	<0.0020	<0.0020	
BED1	4/12/2018	<0.0020	<0.0020	<0.0020	
	7/7/2016	0.027 J	<0.0020 U	0.0044 B	GAC installed 01/09/2018.
	3/31/2009	0.042			
<b>Location: 31</b>					
PT	9/2/2020	0.092	0.010	0.030	
BED1	9/2/2020	<0.0020	<0.0020	<0.0020	
BED1	6/22/2020	<0.0020	<0.0020	<0.0020	
BED1	3/6/2020	<0.0020	<0.0020	<0.0020	

Concentrations in ug/L. Concentrations are rounded by the laboratory and reported to two significant figures. For samples collected prior to 10/1/2013, results for PFOA are reported under the following protocol: ND < LOD < NQ < LOQ where ND = Not Detected, NQ = Not Quantifiable, LOD = Limit of Detection, LOQ = Limit of Quantitation; the LOD/LOQ may have varied by instrument and quarter. For samples collected after 10/1/2013, samples are reported to a reporting limit (RL) of 0.0050 ug/L for PFOA. For samples collected after 6/30/2016, each target compound RL is 0.0020 ug/L. J = Analyte present, reported value may not be accurate or precise; UJ = Not detected, reporting limit may not be accurate or precise; B = Not detected substantially above the level reported in the laboratory or field blanks. Samples identified as BED1 were collected after the first carbon bed. Samples identified as BED2 were collected after the second carbon bed and represent the treated water. All other samples collected were prior to treatment. Samples identified with -D or DUP are duplicate samples. Starting with the 3Q20 samples, the samples are analyzed by EPA Method 537.1. Prior to 3Q20, the samples were analyzed by a modified method 537.

**Table 2. Residential Granular Activated Carbon (GAC) Treatment System  
Results – Chemours Chambers Works, Deepwater, New Jersey**

Field Sample ID	Date	PFOA	PFOS	PFNA	Comments
BED1	10/23/2019	<0.0020	<0.0020	<0.0020	
PT	8/20/2019	0.096	0.019	0.042	
BED1	8/20/2019	<0.0020	<0.0020	<0.0020	
BED1	4/29/2019	<0.0020	<0.0020	<0.0020	
BED1	2/28/2019	<0.0020	<0.0020	<0.0020	
BED1	11/29/2018	<0.0020	<0.0020	<0.0020	
PT	9/19/2018	0.044	0.015	0.033	
BED1	9/19/2018	<0.0020	<0.0020	<0.0020	
	3/19/2018	0.11	0.0041	0.024	GAC installed 05/17/2018.
	3/31/2009	0.14			
<b>Location: 37</b>					
PT	9/28/2020	0.10	0.016	0.010	Carbon Changeout 08/04/2020 - Fe/Pressure.
BED1	9/28/2020	<0.0020	<0.0020	<0.0020	Carbon Changeout 08/04/2020 - Fe/Pressure.
BED1	6/26/2020	<0.0020	<0.0020	<0.0020	
BED1	3/11/2020	<0.0020	<0.0020	<0.0020	
BED1	10/31/2019	<0.0020	<0.0020	<0.0020	
PT	8/23/2019	0.074	0.014	0.010	
BED1	8/23/2019	<0.0020	<0.0020	<0.0020	

Concentrations in ug/L. Concentrations are rounded by the laboratory and reported to two significant figures. For samples collected prior to 10/1/2013, results for PFOA are reported under the following protocol: ND < LOD < NQ < LOQ where ND = Not Detected, NQ = Not Quantifiable, LOD = Limit of Detection, LOQ = Limit of Quantitation; the LOD/LOQ may have varied by instrument and quarter. For samples collected after 10/1/2013, samples are reported to a reporting limit (RL) of 0.0050 ug/L for PFOA. For samples collected after 6/30/2016, each target compound RL is 0.0020 ug/L. J = Analyte present, reported value may not be accurate or precise; UJ = Not detected, reporting limit may not be accurate or precise; B = Not detected substantially above the level reported in the laboratory or field blanks. Samples identified as BED1 were collected after the first carbon bed. Samples identified as BED2 were collected after the second carbon bed and represent the treated water. All other samples collected were prior to treatment. Samples identified with -D or DUP are duplicate samples. Starting with the 3Q20 samples, the samples are analyzed by EPA Method 537.1. Prior to 3Q20, the samples were analyzed by a modified method 537.



**Table 2. Residential Granular Activated Carbon (GAC) Treatment System  
Results – Chemours Chambers Works, Deepwater, New Jersey**

Field Sample ID	Date	PFOA	PFOS	PFNA	Comments
BED1	5/7/2019	<0.0020	<0.0020	<0.0020	
BED1	3/7/2019	<0.0020	<0.0020	<0.0020	
BED1	12/4/2018	<0.0020	<0.0020	<0.0020	
PT	9/5/2018	0.096	0.020	0.014	
BED1	9/5/2018	<0.0020	<0.0020	<0.0020	
BED1	6/1/2018	<0.0020	<0.0020	<0.0020	
BED1	3/13/2018	<0.0020	<0.0020	<0.0020	
BED1	12/5/2017	<0.0020	<0.0020	<0.0020	
PT	8/18/2017	0.11	0.019	0.011	
BED1	8/18/2017	<0.0020	<0.0020	<0.0020	
BED1	6/28/2017	<0.0020	<0.0020	<0.0020	
BED1	3/2/2017	<0.0020	<0.0020	<0.0020	
	8/3/2016	0.13	0.017	0.0098	GAC installed 11/07/2016.
	4/1/2009	0.15			
<b>Location: 38</b>					
PT	8/17/2020	0.19	0.015	0.011	
BED1	8/17/2020	<0.0020	<0.0020	<0.0020	
BED1	6/11/2020	<0.0020	<0.0020	<0.0020	

Concentrations in ug/L. Concentrations are rounded by the laboratory and reported to two significant figures. For samples collected prior to 10/1/2013, results for PFOA are reported under the following protocol: ND < LOD < NQ < LOQ where ND = Not Detected, NQ = Not Quantifiable, LOD = Limit of Detection, LOQ = Limit of Quantitation; the LOD/LOQ may have varied by instrument and quarter. For samples collected after 10/1/2013, samples are reported to a reporting limit (RL) of 0.0050 ug/L for PFOA. For samples collected after 6/30/2016, each target compound RL is 0.0020 ug/L. J = Analyte present, reported value may not be accurate or precise; UJ = Not detected, reporting limit may not be accurate or precise; B = Not detected substantially above the level reported in the laboratory or field blanks. Samples identified as BED1 were collected after the first carbon bed. Samples identified as BED2 were collected after the second carbon bed and represent the treated water. All other samples collected were prior to treatment. Samples identified with -D or DUP are duplicate samples. Starting with the 3Q20 samples, the samples are analyzed by EPA Method 537.1. Prior to 3Q20, the samples were analyzed by a modified method 537.

**Table 2. Residential Granular Activated Carbon (GAC) Treatment System  
Results – Chemours Chambers Works, Deepwater, New Jersey**

Field Sample ID	Date	PFOA	PFOS	PFNA	Comments
BED1	2/4/2020	<0.0020	<0.0020	<0.0020	
BED1	10/24/2019	<0.0020	<0.0020	<0.0020	
PT	8/20/2019	0.11	0.016	0.0066	
BED1	8/20/2019	<0.0020	<0.0020	<0.0020	
BED1	4/29/2019	<0.0020	<0.0020	<0.0020	
BED1	2/28/2019	<0.0020	<0.0020	<0.0020	
BED1	12/3/2018	<0.0020	<0.0020	<0.0020	
PT	8/13/2018	0.14	0.013	0.0066	
BED1	8/13/2018	<0.0020	<0.0020	<0.0020	
BED1	5/10/2018	<0.0020	<0.0020	<0.0020	
BED1	3/13/2018	<0.0020	<0.0020	<0.0020	
BED1	12/5/2017	<0.0020	<0.0020	<0.0020	
PT	9/6/2017	0.18	0.011	0.0064	
BED1	9/6/2017	<0.0020	<0.0020	<0.0020	
BED1	6/23/2017	<0.0020	<0.0020	<0.0020	
BED1-DUP	6/23/2017	<0.0020	<0.0020	<0.0020	
BED1	3/27/2017	<0.0020	<0.0020	<0.0020	
BED1-DUP	3/27/2017	<0.0020	<0.0020	<0.0020	

Concentrations in ug/L. Concentrations are rounded by the laboratory and reported to two significant figures. For samples collected prior to 10/1/2013, results for PFOA are reported under the following protocol: ND < LOD < NQ < LOQ where ND = Not Detected, NQ = Not Quantifiable, LOD = Limit of Detection, LOQ = Limit of Quantitation; the LOD/LOQ may have varied by instrument and quarter. For samples collected after 10/1/2013, samples are reported to a reporting limit (RL) of 0.0050 ug/L for PFOA. For samples collected after 6/30/2016, each target compound RL is 0.0020 ug/L. J = Analyte present, reported value may not be accurate or precise; UJ = Not detected, reporting limit may not be accurate or precise; B = Not detected substantially above the level reported in the laboratory or field blanks. Samples identified as BED1 were collected after the first carbon bed. Samples identified as BED2 were collected after the second carbon bed and represent the treated water. All other samples collected were prior to treatment. Samples identified with -D or DUP are duplicate samples. Starting with the 3Q20 samples, the samples are analyzed by EPA Method 537.1. Prior to 3Q20, the samples were analyzed by a modified method 537.

**Table 2. Residential Granular Activated Carbon (GAC) Treatment System  
Results – Chemours Chambers Works, Deepwater, New Jersey**

Field Sample ID	Date	PFOA	PFOS	PFNA	Comments
	7/12/2016	0.16 J	0.015	0.0072	GAC installed 12/07/2016.
	4/1/2009	0.14			
<b>Location: 43</b>					
PT	8/11/2020	0.19	0.014	0.049	
PT	8/11/2020	0.19	0.014	0.041	Split sampling for method comparison.
BED1	8/11/2020	<0.0020	<0.0020	<0.0020	
BED1	8/11/2020	<0.0020	<0.0020	<0.0020	Split sampling for method comparison.
BED1-DUP	8/11/2020	<0.0020	<0.0020	<0.0020	Split sampling for method comparison.
BED1	6/30/2020	<0.0020	<0.0020	<0.0020	
BED1	3/11/2020	<0.0020	<0.0020	<0.0020	
BED1	12/12/2019	<0.0020	<0.0020	<0.0020	
PT	9/26/2019	0.17	0.0094	0.033	
BED1	9/26/2019	<0.0020	<0.0020	<0.0020	
BED1	5/23/2019	<0.0020	<0.0020	<0.0020	
BED1	3/1/2019	<0.0020	<0.0020	<0.0020	
BED1	12/6/2018	<0.0020	<0.0020	<0.0020	
PT	8/28/2018	0.25	0.013	0.035	
BED1	8/28/2018	<0.0020	<0.0020	<0.0020	

Concentrations in ug/L. Concentrations are rounded by the laboratory and reported to two significant figures. For samples collected prior to 10/1/2013, results for PFOA are reported under the following protocol: ND < LOD < NQ < LOQ where ND = Not Detected, NQ = Not Quantifiable, LOD = Limit of Detection, LOQ = Limit of Quantitation; the LOD/LOQ may have varied by instrument and quarter. For samples collected after 10/1/2013, samples are reported to a reporting limit (RL) of 0.0050 ug/L for PFOA. For samples collected after 6/30/2016, each target compound RL is 0.0020 ug/L. J = Analyte present, reported value may not be accurate or precise; UJ = Not detected, reporting limit may not be accurate or precise; B = Not detected substantially above the level reported in the laboratory or field blanks. Samples identified as BED1 were collected after the first carbon bed. Samples identified as BED2 were collected after the second carbon bed and represent the treated water. All other samples collected were prior to treatment. Samples identified with -D or DUP are duplicate samples. Starting with the 3Q20 samples, the samples are analyzed by EPA Method 537.1. Prior to 3Q20, the samples were analyzed by a modified method 537.

**Table 2. Residential Granular Activated Carbon (GAC) Treatment System  
Results – Chemours Chambers Works, Deepwater, New Jersey**

Field Sample ID	Date	PFOA	PFOS	PFNA	Comments
BED1	5/3/2018	<0.0020	<0.0020	<0.0020	
BED1	3/5/2018	<0.0020	<0.0020	<0.0020	
BED1	12/21/2017	<0.0020	<0.0020	<0.0020	
PT	9/6/2017	0.33	0.015	0.038	
BED1	9/6/2017	<0.0020	<0.0020	<0.0020	
BED1	6/28/2017	<0.0020	<0.0020	<0.0020	
BED1	3/3/2017	<0.0020	<0.0020	<0.0020	
	8/3/2016	0.26 J	0.0095 J	0.024 J	GAC installed 11/03/2016.
-DUP	8/3/2016	0.28 J	0.0092 J	0.025 J	GAC installed 11/03/2016.
	4/2/2009	0.32			
<b>Location: 44</b>					
PT	7/28/2020	0.021	<0.0020	<0.0020	
BED1	7/28/2020	<0.0020	<0.0020	<0.0020	
BED1	6/18/2020	<0.0020	<0.0020	<0.0020	
BED1	2/26/2020	<0.0020	<0.0020	<0.0020	
BED2	2/26/2020	<0.0020	<0.0020	<0.0020	
BED1	11/19/2019	<0.0020	<0.0020	<0.0020	
PT	9/16/2019	0.018	<0.0020	<0.0020	

Concentrations in ug/L. Concentrations are rounded by the laboratory and reported to two significant figures. For samples collected prior to 10/1/2013, results for PFOA are reported under the following protocol: ND < LOD < NQ < LOQ where ND = Not Detected, NQ = Not Quantifiable, LOD = Limit of Detection, LOQ = Limit of Quantitation; the LOD/LOQ may have varied by instrument and quarter. For samples collected after 10/1/2013, samples are reported to a reporting limit (RL) of 0.0050 ug/L for PFOA. For samples collected after 6/30/2016, each target compound RL is 0.0020 ug/L. J = Analyte present, reported value may not be accurate or precise; UJ = Not detected, reporting limit may not be accurate or precise; B = Not detected substantially above the level reported in the laboratory or field blanks. Samples identified as BED1 were collected after the first carbon bed. Samples identified as BED2 were collected after the second carbon bed and represent the treated water. All other samples collected were prior to treatment. Samples identified with -D or DUP are duplicate samples. Starting with the 3Q20 samples, the samples are analyzed by EPA Method 537.1. Prior to 3Q20, the samples were analyzed by a modified method 537.

**Table 2. Residential Granular Activated Carbon (GAC) Treatment System  
Results – Chemours Chambers Works, Deepwater, New Jersey**

Field Sample ID	Date	PFOA	PFOS	PFNA	Comments
BED1	9/16/2019	<0.0020	<0.0020	<0.0020	
BED1	4/5/2019	<0.0020	<0.0020	<0.0020	
BED1	1/11/2019	<0.0020	<0.0020	<0.0020	
BED1	10/25/2018	<0.0020	<0.0020	<0.0020	
PT	7/9/2018	0.019	<0.0020	<0.0020	
BED1	7/9/2018	<0.0020	<0.0020	<0.0020	
	7/7/2016	0.02 J	0.0021 J	<0.0020 U	GAC installed 04/13/2018.
	4/2/2009	NQ			
<b>Location: 50</b>					
PT	9/23/2020	0.21	0.021	0.022	
BED1	9/23/2020	<0.0020	<0.0020	<0.0020	
BED1-DUP	9/23/2020	<0.0020	<0.0020	<0.0020	
BED1	6/25/2020	<0.0020	<0.0020	<0.0020	
	11/26/2019	0.20	0.022	0.016	GAC installed 02/07/2020.
	4/6/2009	0.25			
<b>Location: 54</b>					
PT	7/28/2020	0.057	0.0028	0.012	
BED1	7/28/2020	<0.0020	<0.0020	<0.0020	

Concentrations in ug/L. Concentrations are rounded by the laboratory and reported to two significant figures. For samples collected prior to 10/1/2013, results for PFOA are reported under the following protocol: ND < LOD < NQ < LOQ where ND = Not Detected, NQ = Not Quantifiable, LOD = Limit of Detection, LOQ = Limit of Quantitation; the LOD/LOQ may have varied by instrument and quarter. For samples collected after 10/1/2013, samples are reported to a reporting limit (RL) of 0.0050 ug/L for PFOA. For samples collected after 6/30/2016, each target compound RL is 0.0020 ug/L. J = Analyte present, reported value may not be accurate or precise; UJ = Not detected, reporting limit may not be accurate or precise; B = Not detected substantially above the level reported in the laboratory or field blanks. Samples identified as BED1 were collected after the first carbon bed. Samples identified as BED2 were collected after the second carbon bed and represent the treated water. All other samples collected were prior to treatment. Samples identified with -D or DUP are duplicate samples. Starting with the 3Q20 samples, the samples are analyzed by EPA Method 537.1. Prior to 3Q20, the samples were analyzed by a modified method 537.

**Table 2. Residential Granular Activated Carbon (GAC) Treatment System  
Results – Chemours Chambers Works, Deepwater, New Jersey**

Field Sample ID	Date	PFOA	PFOS	PFNA	Comments
BED1	6/4/2020	<0.0020	<0.0020	<0.0020	
BED1	1/27/2020	<0.0020	<0.0020	<0.0020	
BED1	10/11/2019	<0.0020	<0.0020	<0.0020	
PT	7/15/2019	0.088	0.0045	0.0094	
BED1	7/15/2019	<0.0020	<0.0020	<0.0020	
BED1	4/11/2019	<0.0020	<0.0020	<0.0020	
BED1	1/22/2019	<0.0020	<0.0020	<0.0020	
BED1	10/31/2018	<0.0020	<0.0020	<0.0020	
PT	7/24/2018	0.066	0.0040	0.012	
BED1	7/24/2018	<0.0020	<0.0020	<0.0020	
BED1	4/23/2018	<0.0020	<0.0020	<0.0020	
BED1	2/15/2018	<0.0020	<0.0020	<0.0020	
BED1	11/16/2017	<0.0020	<0.0020	<0.0020	
PT	8/16/2017	0.071	0.0022	0.0093	
BED1	8/16/2017	<0.0020	<0.0020	<0.0020	
BED1	6/20/2017	<0.0020	<0.0020	<0.0020	
BED1	3/2/2017	<0.0020	<0.0020	<0.0020	
	7/7/2016	0.092 J	0.0026 J	0.0057 B	GAC installed 10/20/2016.

Concentrations in ug/L. Concentrations are rounded by the laboratory and reported to two significant figures. For samples collected prior to 10/1/2013, results for PFOA are reported under the following protocol: ND < LOD < NQ < LOQ where ND = Not Detected, NQ = Not Quantifiable, LOD = Limit of Detection, LOQ = Limit of Quantitation; the LOD/LOQ may have varied by instrument and quarter. For samples collected after 10/1/2013, samples are reported to a reporting limit (RL) of 0.0050 ug/L for PFOA. For samples collected after 6/30/2016, each target compound RL is 0.0020 ug/L. J = Analyte present, reported value may not be accurate or precise; UJ = Not detected, reporting limit may not be accurate or precise; B = Not detected substantially above the level reported in the laboratory or field blanks. Samples identified as BED1 were collected after the first carbon bed. Samples identified as BED2 were collected after the second carbon bed and represent the treated water. All other samples collected were prior to treatment. Samples identified with -D or DUP are duplicate samples. Starting with the 3Q20 samples, the samples are analyzed by EPA Method 537.1. Prior to 3Q20, the samples were analyzed by a modified method 537.

**Table 2. Residential Granular Activated Carbon (GAC) Treatment System  
Results – Chemours Chambers Works, Deepwater, New Jersey**

Field Sample ID	Date	PFOA	PFOS	PFNA	Comments
-DUP	7/7/2016	0.081 J	0.0026 J	0.0053 B	GAC installed 10/20/2016.
	4/7/2009	0.053			
<b>Location: 58</b>					
PT	9/14/2020	0.060	0.0023 J	0.010	
BED1	9/14/2020	<0.0020	<0.0020	<0.0020	
BED1	6/24/2020	<0.0020	<0.0020	<0.0020	
BED1	2/12/2020	<0.0020	<0.0020	<0.0020	
BED1	10/24/2019	<0.0020	<0.0020	<0.0020	
PT	8/26/2019	0.075	0.0026	0.0089	
BED1	8/26/2019	<0.0020	<0.0020	<0.0020	
BED1	5/16/2019	<0.0020	<0.0020	<0.0020	
BED1-DUP	5/16/2019	<0.0020	<0.0020	<0.0020	
BED1	3/20/2019	<0.0020	<0.0020	<0.0020	
BED1	12/3/2018	<0.0020	<0.0020	<0.0020	
PT	9/20/2018	0.074	0.0027	0.013	
BED1	9/20/2018	<0.0020	<0.0020	<0.0020	
BED1	6/18/2018	<0.0020	<0.0020	<0.0020	
BED1	2/15/2018	<0.0020	<0.0020	<0.0020	Carbon Changeout 12/18/2017 - Fe.

Concentrations in ug/L. Concentrations are rounded by the laboratory and reported to two significant figures. For samples collected prior to 10/1/2013, results for PFOA are reported under the following protocol: ND < LOD < NQ < LOQ where ND = Not Detected, NQ = Not Quantifiable, LOD = Limit of Detection, LOQ = Limit of Quantitation; the LOD/LOQ may have varied by instrument and quarter. For samples collected after 10/1/2013, samples are reported to a reporting limit (RL) of 0.0050 ug/L for PFOA. For samples collected after 6/30/2016, each target compound RL is 0.0020 ug/L. J = Analyte present, reported value may not be accurate or precise; UJ = Not detected, reporting limit may not be accurate or precise; B = Not detected substantially above the level reported in the laboratory or field blanks. Samples identified as BED1 were collected after the first carbon bed. Samples identified as BED2 were collected after the second carbon bed and represent the treated water. All other samples collected were prior to treatment. Samples identified with -D or DUP are duplicate samples. Starting with the 3Q20 samples, the samples are analyzed by EPA Method 537.1. Prior to 3Q20, the samples were analyzed by a modified method 537.

**Table 2. Residential Granular Activated Carbon (GAC) Treatment System  
Results – Chemours Chambers Works, Deepwater, New Jersey**

Field Sample ID	Date	PFOA	PFOS	PFNA	Comments
BED1	11/16/2017	<0.0020	<0.0020	<0.0020	
PT	8/16/2017	0.077	0.003	0.013	
BED1	8/16/2017	<0.0020	<0.0020	<0.0020	
BED1	6/7/2017	<0.0020	<0.0020	<0.0020	
BED1-DUP	6/7/2017	<0.0020	<0.0020	<0.0020	
BED1	3/2/2017	<0.0020	<0.0020	<0.0020	
	7/13/2016	0.094 J	0.0034 J	0.017 J	GAC installed 10/19/2016.
	4/9/2009	0.071			
<b>Location: 59</b>					
PT	9/2/2020	0.16	0.0043	0.021	
BED1	9/2/2020	<0.0020	<0.0020	<0.0020	
BED1	6/22/2020	<0.0020	<0.0020	<0.0020	
BED1	2/14/2020	<0.0020	<0.0020	<0.0020	
BED1	11/11/2019	<0.0020	<0.0020	<0.0020	
PT	9/5/2019	0.19	0.0073	0.026	
BED1	9/5/2019	<0.0020	<0.0020	<0.0020	
BED1	5/23/2019	<0.0020	<0.0020	<0.0020	
BED1	3/4/2019	<0.0020	<0.0020	<0.0020	

Concentrations in ug/L. Concentrations are rounded by the laboratory and reported to two significant figures. For samples collected prior to 10/1/2013, results for PFOA are reported under the following protocol: ND < LOD < NQ < LOQ where ND = Not Detected, NQ = Not Quantifiable, LOD = Limit of Detection, LOQ = Limit of Quantitation; the LOD/LOQ may have varied by instrument and quarter. For samples collected after 10/1/2013, samples are reported to a reporting limit (RL) of 0.0050 ug/L for PFOA. For samples collected after 6/30/2016, each target compound RL is 0.0020 ug/L. J = Analyte present, reported value may not be accurate or precise; UJ = Not detected, reporting limit may not be accurate or precise; B = Not detected substantially above the level reported in the laboratory or field blanks. Samples identified as BED1 were collected after the first carbon bed. Samples identified as BED2 were collected after the second carbon bed and represent the treated water. All other samples collected were prior to treatment. Samples identified with -D or DUP are duplicate samples. Starting with the 3Q20 samples, the samples are analyzed by EPA Method 537.1. Prior to 3Q20, the samples were analyzed by a modified method 537.



**Table 2. Residential Granular Activated Carbon (GAC) Treatment System  
Results – Chemours Chambers Works, Deepwater, New Jersey**

Field Sample ID	Date	PFOA	PFOS	PFNA	Comments
BED1	12/5/2018	<0.0020	<0.0020	<0.0020	
PT	8/21/2018	0.22	0.0063	0.023	
BED1	8/21/2018	<0.0020	<0.0020	<0.0020	
BED1	6/1/2018	<0.0020	<0.0020	<0.0020	
BED1	3/14/2018	<0.0020	<0.0020	<0.0020	
BED1	12/5/2017	<0.0020	<0.0020	<0.0020	
PT	9/29/2017	0.22	0.0094	0.028	
BED1	9/29/2017	<0.0020	<0.0020	<0.0020	
BED1	6/23/2017	<0.0020	<0.0020	<0.0020	
BED1-DUP	6/23/2017	<0.0020	<0.0020	<0.0020	
	8/11/2016	0.26	0.007 J	0.023	GAC installed 02/07/2017.
-DUP	8/11/2016	0.26	0.017 J	0.021	GAC installed 02/07/2017.
	4/9/2009	0.27			
<b>Location: 60</b>					
PT	9/14/2020	0.19	0.0076 J	0.014	
BED1	9/14/2020	<0.0020	<0.0020	<0.0020	
BED1	6/24/2020	<0.0020	<0.0020	<0.0020	
BED1	2/5/2020	<0.0020	<0.0020	<0.0020	

Concentrations in ug/L. Concentrations are rounded by the laboratory and reported to two significant figures. For samples collected prior to 10/1/2013, results for PFOA are reported under the following protocol: ND < LOD < NQ < LOQ where ND = Not Detected, NQ = Not Quantifiable, LOD = Limit of Detection, LOQ = Limit of Quantitation; the LOD/LOQ may have varied by instrument and quarter. For samples collected after 10/1/2013, samples are reported to a reporting limit (RL) of 0.0050 ug/L for PFOA. For samples collected after 6/30/2016, each target compound RL is 0.0020 ug/L. J = Analyte present, reported value may not be accurate or precise; UJ = Not detected, reporting limit may not be accurate or precise; B = Not detected substantially above the level reported in the laboratory or field blanks. Samples identified as BED1 were collected after the first carbon bed. Samples identified as BED2 were collected after the second carbon bed and represent the treated water. All other samples collected were prior to treatment. Samples identified with -D or DUP are duplicate samples. Starting with the 3Q20 samples, the samples are analyzed by EPA Method 537.1. Prior to 3Q20, the samples were analyzed by a modified method 537.

**Table 2. Residential Granular Activated Carbon (GAC) Treatment System  
Results – Chemours Chambers Works, Deepwater, New Jersey**

Field Sample ID	Date	PFOA	PFOS	PFNA	Comments
BED1	10/23/2019	<0.0020	<0.0020	<0.0020	
PT	8/5/2019	0.26	0.0089	0.015	
BED1	8/5/2019	<0.0020	<0.0020	<0.0020	
BED1	4/10/2019	<0.0020	<0.0020	<0.0020	
PT	1/16/2019	0.27	0.011 B	0.017	Carbon Changeout 04/12/2018 - Fe.
BED1	1/16/2019	<0.0020	<0.0020	<0.0020	Carbon Changeout 04/12/2018 - Fe.
BED1	3/29/2018	<0.0020	<0.0020	<0.0020	
PT	9/28/2017	0.2	0.0073	0.01	
BED1	9/28/2017	<0.0020	<0.0020	<0.0020	
BED1	6/28/2017	<0.0020	<0.0020	<0.0020	
BED1	3/27/2017	0.2 J	0.0069 J	0.011 J	Elevated results for this sample suggest that an incorrect port may have been sampled and results should be used with caution.
BED2	3/27/2017	<0.0020	<0.0020	<0.0020	Elevated results for this sample suggest that an incorrect port may have been sampled and results should be used with caution.
	7/12/2016	0.24 J	0.007	0.011	GAC installed 12/13/2016.
	4/9/2009	0.18			
<b>Location: 61</b>					
PT	9/3/2020	0.053	0.0025	0.010	
BED1	9/3/2020	<0.0020	<0.0020	<0.0020	

Concentrations in ug/L. Concentrations are rounded by the laboratory and reported to two significant figures. For samples collected prior to 10/1/2013, results for PFOA are reported under the following protocol: ND < LOD < NQ < LOQ where ND = Not Detected, NQ = Not Quantifiable, LOD = Limit of Detection, LOQ = Limit of Quantitation; the LOD/LOQ may have varied by instrument and quarter. For samples collected after 10/1/2013, samples are reported to a reporting limit (RL) of 0.0050 ug/L for PFOA. For samples collected after 6/30/2016, each target compound RL is 0.0020 ug/L. J = Analyte present, reported value may not be accurate or precise; UJ = Not detected, reporting limit may not be accurate or precise; B = Not detected substantially above the level reported in the laboratory or field blanks. Samples identified as BED1 were collected after the first carbon bed. Samples identified as BED2 were collected after the second carbon bed and represent the treated water. All other samples collected were prior to treatment. Samples identified with -D or DUP are duplicate samples. Starting with the 3Q20 samples, the samples are analyzed by EPA Method 537.1. Prior to 3Q20, the samples were analyzed by a modified method 537.

**Table 2. Residential Granular Activated Carbon (GAC) Treatment System  
Results – Chemours Chambers Works, Deepwater, New Jersey**

Field Sample ID	Date	PFOA	PFOS	PFNA	Comments
BED1-DUP	9/3/2020	<0.0020	<0.0020	<0.0020	
BED1	6/22/2020	<0.0020	<0.0020	<0.0020	
BED1	3/5/2020	<0.0020	<0.0020	<0.0020	
BED1	10/22/2019	<0.0020	<0.0020	<0.0020	
PT	7/30/2019	0.058	0.0024	0.0094	
BED1	7/30/2019	<0.0020	<0.0020	<0.0020	
BED1	4/24/2019	<0.0020	<0.0020	<0.0020	
BED1	2/11/2019	<0.0020	<0.0020	<0.0020	
BED1	11/12/2018	<0.0020	<0.0020	<0.0020	
PT	8/14/2018	0.063	0.0040	0.016	
BED1	8/14/2018	<0.0020	<0.0020	<0.0020	
BED1	5/14/2018	<0.0020	<0.0020	<0.0020	
BED1	2/28/2018	<0.0020	<0.0020	<0.0020	
BED1	11/16/2017	<0.0020	<0.0020	<0.0020	
PT	8/17/2017	0.066	0.0033	0.013	
BED1	8/17/2017	<0.0020	<0.0020	<0.0020	
BED1	6/22/2017	<0.0020	<0.0020	<0.0020	
BED1	3/27/2017	<0.0020	<0.0020	<0.0020	

Concentrations in ug/L. Concentrations are rounded by the laboratory and reported to two significant figures. For samples collected prior to 10/1/2013, results for PFOA are reported under the following protocol: ND < LOD < NQ < LOQ where ND = Not Detected, NQ = Not Quantifiable, LOD = Limit of Detection, LOQ = Limit of Quantitation; the LOD/LOQ may have varied by instrument and quarter. For samples collected after 10/1/2013, samples are reported to a reporting limit (RL) of 0.0050 ug/L for PFOA. For samples collected after 6/30/2016, each target compound RL is 0.0020 ug/L. J = Analyte present, reported value may not be accurate or precise; UJ = Not detected, reporting limit may not be accurate or precise; B = Not detected substantially above the level reported in the laboratory or field blanks. Samples identified as BED1 were collected after the first carbon bed. Samples identified as BED2 were collected after the second carbon bed and represent the treated water. All other samples collected were prior to treatment. Samples identified with -D or DUP are duplicate samples. Starting with the 3Q20 samples, the samples are analyzed by EPA Method 537.1. Prior to 3Q20, the samples were analyzed by a modified method 537.

**Table 2. Residential Granular Activated Carbon (GAC) Treatment System  
Results – Chemours Chambers Works, Deepwater, New Jersey**

Field Sample ID	Date	PFOA	PFOS	PFNA	Comments
	8/10/2016	0.065	1.3	0.013	GAC installed 12/01/2016.
	4/9/2009	0.064			
<b>Location: 62</b>					
PT	8/19/2020	0.039	0.0082	0.022	
BED1	8/19/2020	<0.0020	<0.0020	<0.0020	
BED1	6/12/2020	<0.0020	<0.0020	<0.0020	
BED1	2/7/2020	<0.0020	<0.0020	<0.0020	
BED1	11/1/2019	<0.0020	<0.0020	<0.0020	
PT	8/30/2019	0.055	0.013	0.028	
BED1	8/30/2019	<0.0020	<0.0020	<0.0020	
BED1	5/21/2019	<0.0020	<0.0020	<0.0020	
BED1	2/8/2019	<0.0020	<0.0020	<0.0020	
BED1	11/12/2018	<0.0020	<0.0020	<0.0020	
PT	8/1/2018	0.054	0.0097 B	0.019	
BED1	8/1/2018	<0.0020	<0.0020	<0.0020	
BED1	5/8/2018	<0.0020	<0.0020	<0.0020	
BED1-DUP	5/8/2018	<0.0020	<0.0020	<0.0020	
BED1	2/23/2018	<0.0020	<0.0020	<0.0020	

Concentrations in ug/L. Concentrations are rounded by the laboratory and reported to two significant figures. For samples collected prior to 10/1/2013, results for PFOA are reported under the following protocol: ND < LOD < NQ < LOQ where ND = Not Detected, NQ = Not Quantifiable, LOD = Limit of Detection, LOQ = Limit of Quantitation; the LOD/LOQ may have varied by instrument and quarter. For samples collected after 10/1/2013, samples are reported to a reporting limit (RL) of 0.0050 ug/L for PFOA. For samples collected after 6/30/2016, each target compound RL is 0.0020 ug/L. J = Analyte present, reported value may not be accurate or precise; UJ = Not detected, reporting limit may not be accurate or precise; B = Not detected substantially above the level reported in the laboratory or field blanks. Samples identified as BED1 were collected after the first carbon bed. Samples identified as BED2 were collected after the second carbon bed and represent the treated water. All other samples collected were prior to treatment. Samples identified with -D or DUP are duplicate samples. Starting with the 3Q20 samples, the samples are analyzed by EPA Method 537.1. Prior to 3Q20, the samples were analyzed by a modified method 537.

**Table 2. Residential Granular Activated Carbon (GAC) Treatment System  
Results – Chemours Chambers Works, Deepwater, New Jersey**

Field Sample ID	Date	PFOA	PFOS	PFNA	Comments
BED1	12/12/2017	<0.0020	<0.0020	<0.0020	
BED1-DUP	12/12/2017	<0.0020	<0.0020	<0.0020	
PT	8/18/2017	0.053	0.0092	0.016	
BED1	8/18/2017	<0.0020	<0.0020	<0.0020	
BED1-DUP	8/18/2017	<0.0020	<0.0020	<0.0020	
BED1	6/14/2017	<0.0020 UJ	<0.0020	<0.0020 UJ	
BED1	3/2/2017	0.0035	<0.0020	<0.0020	
BED2	3/2/2017	<0.0020	<0.0020	<0.0020 UJ	
	6/30/2016	0.063	0.012	0.023	GAC installed 10/06/2016.
	4/9/2009	0.13			
<b>Location: 66</b>					
PT	9/10/2020	0.096	<0.0020	0.0020	
BED1	9/10/2020	<0.0020	<0.0020	<0.0020	
BED1	6/26/2020	<0.0020	<0.0020	<0.0020	
BED1	2/24/2020	<0.0020	<0.0020	<0.0020	
BED1	11/18/2019	<0.0020	<0.0020	<0.0020	
PT	9/13/2019	0.11	<0.0020	<0.0020	
BED1	9/13/2019	<0.0020	<0.0020	<0.0020	

Concentrations in ug/L. Concentrations are rounded by the laboratory and reported to two significant figures. For samples collected prior to 10/1/2013, results for PFOA are reported under the following protocol: ND < LOD < NQ < LOQ where ND = Not Detected, NQ = Not Quantifiable, LOD = Limit of Detection, LOQ = Limit of Quantitation; the LOD/LOQ may have varied by instrument and quarter. For samples collected after 10/1/2013, samples are reported to a reporting limit (RL) of 0.0050 ug/L for PFOA. For samples collected after 6/30/2016, each target compound RL is 0.0020 ug/L. J = Analyte present, reported value may not be accurate or precise; UJ = Not detected, reporting limit may not be accurate or precise; B = Not detected substantially above the level reported in the laboratory or field blanks. Samples identified as BED1 were collected after the first carbon bed. Samples identified as BED2 were collected after the second carbon bed and represent the treated water. All other samples collected were prior to treatment. Samples identified with -D or DUP are duplicate samples. Starting with the 3Q20 samples, the samples are analyzed by EPA Method 537.1. Prior to 3Q20, the samples were analyzed by a modified method 537.

**Table 2. Residential Granular Activated Carbon (GAC) Treatment System  
Results – Chemours Chambers Works, Deepwater, New Jersey**

Field Sample ID	Date	PFOA	PFOS	PFNA	Comments
BED1	4/30/2019	<0.0020	<0.0020	<0.0020	
BED1	2/1/2019	<0.0020	<0.0020	<0.0020	
BED1	11/6/2018	<0.0020	<0.0020	<0.0020	
PT	8/1/2018	0.088	<0.0020	<0.0020	
BED1	8/1/2018	<0.0020	<0.0020	<0.0020	
BED1	4/26/2018	<0.0020	<0.0020	<0.0020	
BED1	2/20/2018	<0.0020	<0.0020	<0.0020	
BED1	12/14/2017	<0.0020	<0.0020	<0.0020	
PT	8/25/2017	0.1	<0.0020	0.0056	
BED1	8/25/2017	<0.0020	<0.0020	<0.0020	
BED1	6/23/2017	<0.0020	<0.0020	<0.0020	
BED1	3/8/2017	0.0027	<0.0020	<0.0020	
BED1-DUP	3/8/2017	<0.0020	<0.0020	<0.0020	
BED2	3/8/2017	0.0024	<0.0020	<0.0020 UJ	
-DUP	7/6/2016	0.1	0.0021	<0.0020	GAC installed 10/11/2016.
	7/6/2016	0.1	0.0021	<0.0020	GAC installed 10/11/2016.
	4/13/2009	0.025			

Concentrations in ug/L. Concentrations are rounded by the laboratory and reported to two significant figures. For samples collected prior to 10/1/2013, results for PFOA are reported under the following protocol: ND < LOD < NQ < LOQ where ND = Not Detected, NQ = Not Quantifiable, LOD = Limit of Detection, LOQ = Limit of Quantitation; the LOD/LOQ may have varied by instrument and quarter. For samples collected after 10/1/2013, samples are reported to a reporting limit (RL) of 0.0050 ug/L for PFOA. For samples collected after 6/30/2016, each target compound RL is 0.0020 ug/L. J = Analyte present, reported value may not be accurate or precise; UJ = Not detected, reporting limit may not be accurate or precise; B = Not detected substantially above the level reported in the laboratory or field blanks. Samples identified as BED1 were collected after the first carbon bed. Samples identified as BED2 were collected after the second carbon bed and represent the treated water. All other samples collected were prior to treatment. Samples identified with -D or DUP are duplicate samples. Starting with the 3Q20 samples, the samples are analyzed by EPA Method 537.1. Prior to 3Q20, the samples were analyzed by a modified method 537.

**Table 2. Residential Granular Activated Carbon (GAC) Treatment System  
Results – Chemours Chambers Works, Deepwater, New Jersey**

Field Sample ID	Date	PFOA	PFOS	PFNA	Comments
<b>Location: 68</b>					
PT	8/6/2020	0.10	0.010	0.011	
PT	8/6/2020	0.090	0.0098	0.010	Split sampling for method comparison.
BED1	8/6/2020	<0.0020	<0.0020	<0.0020	
BED1	8/6/2020	<0.0020	<0.0020	<0.0020	Split sampling for method comparison.
BED1	6/9/2020	<0.0020	<0.0020	<0.0020	
BED1	1/28/2020	<0.0020	<0.0020	<0.0020	
BED1	10/15/2019	<0.0020	<0.0020	<0.0020	
PT	7/23/2019	0.088	0.0069	0.011	
BED1	7/23/2019	<0.0020	<0.0020	<0.0020	
BED1	4/17/2019	<0.0020	<0.0020	<0.0020	
BED1	2/5/2019	<0.0020	<0.0020	<0.0020	
BED1	11/8/2018	<0.0020	<0.0020	<0.0020	
PT	7/25/2018	0.072	0.0052	0.013	
BED1	7/25/2018	<0.0020 UJ	<0.0020 UJ	<0.0020 UJ	
BED1	4/25/2018	<0.0020	<0.0020	<0.0020	
BED1	2/16/2018	<0.0020	<0.0020	<0.0020	
BED1	11/17/2017	<0.0020	<0.0020	<0.0020	

Concentrations in ug/L. Concentrations are rounded by the laboratory and reported to two significant figures. For samples collected prior to 10/1/2013, results for PFOA are reported under the following protocol: ND < LOD < NQ < LOQ where ND = Not Detected, NQ = Not Quantifiable, LOD = Limit of Detection, LOQ = Limit of Quantitation; the LOD/LOQ may have varied by instrument and quarter. For samples collected after 10/1/2013, samples are reported to a reporting limit (RL) of 0.0050 ug/L for PFOA. For samples collected after 6/30/2016, each target compound RL is 0.0020 ug/L. J = Analyte present, reported value may not be accurate or precise; UJ = Not detected, reporting limit may not be accurate or precise; B = Not detected substantially above the level reported in the laboratory or field blanks. Samples identified as BED1 were collected after the first carbon bed. Samples identified as BED2 were collected after the second carbon bed and represent the treated water. All other samples collected were prior to treatment. Samples identified with -D or DUP are duplicate samples. Starting with the 3Q20 samples, the samples are analyzed by EPA Method 537.1. Prior to 3Q20, the samples were analyzed by a modified method 537.

**Table 2. Residential Granular Activated Carbon (GAC) Treatment System  
Results – Chemours Chambers Works, Deepwater, New Jersey**

Field Sample ID	Date	PFOA	PFOS	PFNA	Comments
PT	8/16/2017	0.083	0.0048	0.015	
BED1	8/16/2017	<0.0020	<0.0020	<0.0020	
BED1	6/20/2017	<0.0020	<0.0020	<0.0020	
BED1	3/24/2017	<0.0020	<0.0020	<0.0020	
	7/7/2016	0.093 J	0.0036 J	0.0031 B	GAC installed 10/24/2016.
	4/13/2009	0.061			
<b>Location: 70</b>					
PT	8/3/2020	0.48	0.012 J	0.028	Split sampling for method comparison.
PT	8/3/2020	0.45	0.011	0.027	
BED1	8/3/2020	<0.002	<0.002	<0.002	
BED1	8/3/2020	<0.0020	0.0039	<0.0020	Split sampling for method comparison.
BED1-DUP	8/3/2020	<0.0020	<0.0020	<0.0020	Split sampling for method comparison.
BED1	6/9/2020	0.21	<0.0020	0.0044	
BED2	6/9/2020	<0.0020	<0.0020	<0.0020	
BED1	1/28/2020	0.019	<0.0020	<0.0020	
BED2	1/28/2020	<0.0020	<0.0020	<0.0020	
BED1	10/15/2019	0.015	<0.0020	<0.0020	
BED2	10/15/2019	<0.0020	<0.0020	<0.0020	

Concentrations in ug/L. Concentrations are rounded by the laboratory and reported to two significant figures. For samples collected prior to 10/1/2013, results for PFOA are reported under the following protocol: ND < LOD < NQ < LOQ where ND = Not Detected, NQ = Not Quantifiable, LOD = Limit of Detection, LOQ = Limit of Quantitation; the LOD/LOQ may have varied by instrument and quarter. For samples collected after 10/1/2013, samples are reported to a reporting limit (RL) of 0.0050 ug/L for PFOA. For samples collected after 6/30/2016, each target compound RL is 0.0020 ug/L. J = Analyte present, reported value may not be accurate or precise; UJ = Not detected, reporting limit may not be accurate or precise; B = Not detected substantially above the level reported in the laboratory or field blanks. Samples identified as BED1 were collected after the first carbon bed. Samples identified as BED2 were collected after the second carbon bed and represent the treated water. All other samples collected were prior to treatment. Samples identified with -D or DUP are duplicate samples. Starting with the 3Q20 samples, the samples are analyzed by EPA Method 537.1. Prior to 3Q20, the samples were analyzed by a modified method 537.



**Table 2. Residential Granular Activated Carbon (GAC) Treatment System  
Results – Chemours Chambers Works, Deepwater, New Jersey**

Field Sample ID	Date	PFOA	PFOS	PFNA	Comments
PT	7/24/2019	0.47	0.0097	0.022	
BED1	7/24/2019	0.051	<0.0020	<0.0020	
BED2	7/24/2019	<0.0020	<0.0020	<0.0020	
BED1	4/16/2019	0.013	<0.0020	<0.0020	
BED1	1/29/2019	0.0049	0.0042	<0.0020	
BED1	11/6/2018	0.0034	<0.0020	<0.0020	
PT	7/26/2018	0.54	0.0089	0.021	
BED1	7/26/2018	0.0032	<0.0020	<0.0020	
BED2	7/26/2018	<0.0020 UJ	<0.0020 UJ	<0.0020 UJ	
BED1	4/26/2018	0.0037	<0.0020	<0.0020	
BED1	2/20/2018	<0.0020	<0.0020	<0.0020	
BED1	12/5/2017	<0.0020	<0.0020	<0.0020	
PT	8/18/2017	0.52	0.0091	0.019	
BED1	8/18/2017	<0.0020	<0.0020	<0.0020	
BED1	6/14/2017	0.002 J	<0.0020	<0.0020 UJ	
BED2	6/14/2017	<0.0020	<0.0020	<0.0020	
BED1	3/27/2017	0.0025	<0.0020	<0.0020	
BED2	3/27/2017	<0.0020	<0.0020	<0.0020 UJ	

Concentrations in ug/L. Concentrations are rounded by the laboratory and reported to two significant figures. For samples collected prior to 10/1/2013, results for PFOA are reported under the following protocol: ND < LOD < NQ < LOQ where ND = Not Detected, NQ = Not Quantifiable, LOD = Limit of Detection, LOQ = Limit of Quantitation; the LOD/LOQ may have varied by instrument and quarter. For samples collected after 10/1/2013, samples are reported to a reporting limit (RL) of 0.0050 ug/L for PFOA. For samples collected after 6/30/2016, each target compound RL is 0.0020 ug/L. J = Analyte present, reported value may not be accurate or precise; UJ = Not detected, reporting limit may not be accurate or precise; B = Not detected substantially above the level reported in the laboratory or field blanks. Samples identified as BED1 were collected after the first carbon bed. Samples identified as BED2 were collected after the second carbon bed and represent the treated water. All other samples collected were prior to treatment. Samples identified with -D or DUP are duplicate samples. Starting with the 3Q20 samples, the samples are analyzed by EPA Method 537.1. Prior to 3Q20, the samples were analyzed by a modified method 537.

**Table 2. Residential Granular Activated Carbon (GAC) Treatment System  
Results – Chemours Chambers Works, Deepwater, New Jersey**

Field Sample ID	Date	PFOA	PFOS	PFNA	Comments
BED1	11/29/2016	<0.0020	<0.0020	<0.0020	
BED1-DUP	11/29/2016	<0.0020	<0.0020	<0.0020	
	8/9/2016	0.48			Split sampling for method comparison.
	8/9/2016	0.5	0.0088	0.018	
BED1	8/9/2016	<0.0050			Split sampling for method comparison.
BED1	8/9/2016	<0.0020	<0.0020	<0.0020	
BED1-DUP	8/9/2016	<0.0050			Split sampling for method comparison.
BED2	8/9/2016	<0.0020 UJ	<0.0020 UJ	<0.0020 UJ	
BED1	5/18/2016	<0.0050			
BED1-DUP	5/18/2016	<0.0050			
BED1	2/26/2016	<0.0050			
BED1-DUP	2/26/2016	<0.0050			
BED2	2/26/2016	<0.0050			
	11/6/2015	0.49			
BED1	11/6/2015	<0.0050			
BED1-DUP	11/6/2015	<0.0050			
BED1	8/18/2015	<0.0050			Carbon Changeout 07/22/2015 - 5yr.
BED1-DUP	8/18/2015	<0.0050			Carbon Changeout 07/22/2015 - 5yr.
BED1	5/18/2015	<0.0050			

Concentrations in ug/L. Concentrations are rounded by the laboratory and reported to two significant figures. For samples collected prior to 10/1/2013, results for PFOA are reported under the following protocol: ND < LOD < NQ < LOQ where ND = Not Detected, NQ = Not Quantifiable, LOD = Limit of Detection, LOQ = Limit of Quantitation; the LOD/LOQ may have varied by instrument and quarter. For samples collected after 10/1/2013, samples are reported to a reporting limit (RL) of 0.0050 ug/L for PFOA. For samples collected after 6/30/2016, each target compound RL is 0.0020 ug/L. J = Analyte present, reported value may not be accurate or precise; UJ = Not detected, reporting limit may not be accurate or precise; B = Not detected substantially above the level reported in the laboratory or field blanks. Samples identified as BED1 were collected after the first carbon bed. Samples identified as BED2 were collected after the second carbon bed and represent the treated water. All other samples collected were prior to treatment. Samples identified with -D or DUP are duplicate samples. Starting with the 3Q20 samples, the samples are analyzed by EPA Method 537.1. Prior to 3Q20, the samples were analyzed by a modified method 537.

**Table 2. Residential Granular Activated Carbon (GAC) Treatment System  
Results – Chemours Chambers Works, Deepwater, New Jersey**

Field Sample ID	Date	PFOA	PFOS	PFNA	Comments
BED1-DUP	5/18/2015	<0.0050			
BED1	2/20/2015	<0.0050			
BED1-DUP	2/20/2015	<0.0050			
BED2	2/20/2015	<0.0050			
	11/26/2014	0.43			
BED1	11/26/2014	<0.0050			
BED1-DUP	11/26/2014	<0.0050			
BED2	11/26/2014	<0.0050			
BED2	8/29/2014	<0.0050			
BED2-DUP	8/29/2014	<0.0050			
BED2	5/19/2014	<0.0050			
BED2-DUP	5/19/2014	<0.0050			
BED2	2/21/2014	<0.0050			
BED2-DUP	2/21/2014	<0.0050			
	10/25/2013	0.43			
BED2	10/25/2013	<0.0050			
BED1	8/28/2013	NQ			
BED1-DUP	8/28/2013	ND			
BED2	8/28/2013	ND			

Concentrations in ug/L. Concentrations are rounded by the laboratory and reported to two significant figures. For samples collected prior to 10/1/2013, results for PFOA are reported under the following protocol: ND < LOD < NQ < LOQ where ND = Not Detected, NQ = Not Quantifiable, LOD = Limit of Detection, LOQ = Limit of Quantitation; the LOD/LOQ may have varied by instrument and quarter. For samples collected after 10/1/2013, samples are reported to a reporting limit (RL) of 0.0050 ug/L for PFOA. For samples collected after 6/30/2016, each target compound RL is 0.0020 ug/L. J = Analyte present, reported value may not be accurate or precise; UJ = Not detected, reporting limit may not be accurate or precise; B = Not detected substantially above the level reported in the laboratory or field blanks. Samples identified as BED1 were collected after the first carbon bed. Samples identified as BED2 were collected after the second carbon bed and represent the treated water. All other samples collected were prior to treatment. Samples identified with -D or DUP are duplicate samples. Starting with the 3Q20 samples, the samples are analyzed by EPA Method 537.1. Prior to 3Q20, the samples were analyzed by a modified method 537.

**Table 2. Residential Granular Activated Carbon (GAC) Treatment System  
Results – Chemours Chambers Works, Deepwater, New Jersey**

Field Sample ID	Date	PFOA	PFOS	PFNA	Comments
BED1	5/21/2013	ND			
BED1-DUP	5/21/2013	ND			
BED1	3/6/2013	ND			
BED1-DUP	3/6/2013	ND			
BED2	3/6/2013	ND			
	11/16/2012	0.61			
BED1	11/16/2012	ND			
BED1-DUP	11/16/2012	ND			
BED1	8/29/2012	ND			
BED1-DUP	8/29/2012	ND			
BED1	5/16/2012	ND			
BED1-DUP	5/16/2012	ND			
BED2	5/16/2012	ND			
BED1	3/1/2012	ND			
BED1-DUP	3/1/2012	ND			
	11/21/2011	0.43			
BED1	11/21/2011	ND			
BED1-DUP	11/21/2011	ND			
BED2	11/21/2011	ND			

Concentrations in ug/L. Concentrations are rounded by the laboratory and reported to two significant figures. For samples collected prior to 10/1/2013, results for PFOA are reported under the following protocol: ND < LOD < NQ < LOQ where ND = Not Detected, NQ = Not Quantifiable, LOD = Limit of Detection, LOQ = Limit of Quantitation; the LOD/LOQ may have varied by instrument and quarter. For samples collected after 10/1/2013, samples are reported to a reporting limit (RL) of 0.0050 ug/L for PFOA. For samples collected after 6/30/2016, each target compound RL is 0.0020 ug/L. J = Analyte present, reported value may not be accurate or precise; UJ = Not detected, reporting limit may not be accurate or precise; B = Not detected substantially above the level reported in the laboratory or field blanks. Samples identified as BED1 were collected after the first carbon bed. Samples identified as BED2 were collected after the second carbon bed and represent the treated water. All other samples collected were prior to treatment. Samples identified with -D or DUP are duplicate samples. Starting with the 3Q20 samples, the samples are analyzed by EPA Method 537.1. Prior to 3Q20, the samples were analyzed by a modified method 537.

**Table 2. Residential Granular Activated Carbon (GAC) Treatment System  
Results – Chemours Chambers Works, Deepwater, New Jersey**

Field Sample ID	Date	PFOA	PFOS	PFNA	Comments
BED1	8/23/2011	ND			
BED1-DUP	8/23/2011	ND			
	5/18/2011	0.44			
BED1	5/18/2011	ND			
BED1-DUP	5/18/2011	ND			
BED1	3/10/2011	ND			
BED1-DUP	3/10/2011	ND			
BED1	11/11/2010	ND			
BED1-DUP	11/11/2010	ND			
	9/8/2010	0.53			
BED1	9/8/2010	ND			
BED1-DUP	9/8/2010	ND			
BED1	6/11/2010	ND			
BED1-DUP	6/11/2010	ND			
BED1	3/4/2010	ND			
BED1-DUP	3/4/2010	ND			
BED1	11/12/2009	ND			
BED1-DUP	11/12/2009	ND			
BED1	9/2/2009	ND			

Concentrations in ug/L. Concentrations are rounded by the laboratory and reported to two significant figures. For samples collected prior to 10/1/2013, results for PFOA are reported under the following protocol: ND < LOD < NQ < LOQ where ND = Not Detected, NQ = Not Quantifiable, LOD = Limit of Detection, LOQ = Limit of Quantitation; the LOD/LOQ may have varied by instrument and quarter. For samples collected after 10/1/2013, samples are reported to a reporting limit (RL) of 0.0050 ug/L for PFOA. For samples collected after 6/30/2016, each target compound RL is 0.0020 ug/L. J = Analyte present, reported value may not be accurate or precise; UJ = Not detected, reporting limit may not be accurate or precise; B = Not detected substantially above the level reported in the laboratory or field blanks. Samples identified as BED1 were collected after the first carbon bed. Samples identified as BED2 were collected after the second carbon bed and represent the treated water. All other samples collected were prior to treatment. Samples identified with -D or DUP are duplicate samples. Starting with the 3Q20 samples, the samples are analyzed by EPA Method 537.1. Prior to 3Q20, the samples were analyzed by a modified method 537.

**Table 2. Residential Granular Activated Carbon (GAC) Treatment System  
Results – Chemours Chambers Works, Deepwater, New Jersey**

Field Sample ID	Date	PFOA	PFOS	PFNA	Comments
BED1-DUP	9/2/2009	ND			
BED1	6/17/2009	ND			
BED2	6/17/2009	ND			
	6/5/2009	0.42			GAC installed 06/15/2009.
	4/13/2009	0.45			
<b>Location: 74</b>					
PT	9/3/2020	0.091	0.0070	0.0032	
BED1	9/3/2020	<0.0020	<0.0020	<0.0020	
BED1	6/23/2020	<0.0020	<0.0020	<0.0020	
BED1	3/3/2020	<0.0020	<0.0020	<0.0020	
BED1	11/26/2019	<0.0020	<0.0020	<0.0020	
BED1-DUP	11/26/2019	<0.0020	<0.0020	<0.0020	
PT	9/4/2019	0.095	0.0073	0.0059	
BED1	9/4/2019	<0.0020	<0.0020	<0.0020	
BED1	5/29/2019	<0.0020	<0.0020	<0.0020	
BED1	1/30/2019	<0.0020	<0.0020	<0.0020	
BED1	11/7/2018	<0.0020	<0.0020	<0.0020	
PT	8/6/2018	0.097	0.0063	0.0045	

Concentrations in ug/L. Concentrations are rounded by the laboratory and reported to two significant figures. For samples collected prior to 10/1/2013, results for PFOA are reported under the following protocol: ND < LOD < NQ < LOQ where ND = Not Detected, NQ = Not Quantifiable, LOD = Limit of Detection, LOQ = Limit of Quantitation; the LOD/LOQ may have varied by instrument and quarter. For samples collected after 10/1/2013, samples are reported to a reporting limit (RL) of 0.0050 ug/L for PFOA. For samples collected after 6/30/2016, each target compound RL is 0.0020 ug/L. J = Analyte present, reported value may not be accurate or precise; UJ = Not detected, reporting limit may not be accurate or precise; B = Not detected substantially above the level reported in the laboratory or field blanks. Samples identified as BED1 were collected after the first carbon bed. Samples identified as BED2 were collected after the second carbon bed and represent the treated water. All other samples collected were prior to treatment. Samples identified with -D or DUP are duplicate samples. Starting with the 3Q20 samples, the samples are analyzed by EPA Method 537.1. Prior to 3Q20, the samples were analyzed by a modified method 537.

**Table 2. Residential Granular Activated Carbon (GAC) Treatment System  
Results – Chemours Chambers Works, Deepwater, New Jersey**

Field Sample ID	Date	PFOA	PFOS	PFNA	Comments
BED1	8/6/2018	<0.0020	<0.0020	<0.0020	
	3/9/2018	0.092	0.0059	0.0043	GAC installed 05/02/2018.
	4/15/2009	0.054			
<b>Location: 77</b>					
BED1	6/29/2020	<0.0020	<0.0020	<0.0020	
	12/20/2019	0.16	0.0097	0.033	GAC installed 03/04/2020.
	4/17/2009	0.24			
<b>Location: 80</b>					
BED1	6/22/2020	<0.0020	<0.0020	<0.0020	
BED1	3/17/2020	<0.0020	<0.0020	<0.0020	
BED1	12/4/2019	<0.0020	<0.0020	<0.0020	
PT	9/18/2019	0.19	0.021	0.028	
BED1	9/18/2019	<0.0020	<0.0020	<0.0020	
BED1-DUP	9/18/2019	<0.0020	<0.0020	<0.0020	
BED1	6/3/2019	<0.0020	<0.0020	<0.0020	
BED1	3/19/2019	<0.0020	<0.0020	<0.0020	
BED1	12/12/2018	<0.0020	<0.0020	<0.0020	
PT	8/28/2018	0.23	0.012	0.026	

Concentrations in ug/L. Concentrations are rounded by the laboratory and reported to two significant figures. For samples collected prior to 10/1/2013, results for PFOA are reported under the following protocol: ND < LOD < NQ < LOQ where ND = Not Detected, NQ = Not Quantifiable, LOD = Limit of Detection, LOQ = Limit of Quantitation; the LOD/LOQ may have varied by instrument and quarter. For samples collected after 10/1/2013, samples are reported to a reporting limit (RL) of 0.0050 ug/L for PFOA. For samples collected after 6/30/2016, each target compound RL is 0.0020 ug/L. J = Analyte present, reported value may not be accurate or precise; UJ = Not detected, reporting limit may not be accurate or precise; B = Not detected substantially above the level reported in the laboratory or field blanks. Samples identified as BED1 were collected after the first carbon bed. Samples identified as BED2 were collected after the second carbon bed and represent the treated water. All other samples collected were prior to treatment. Samples identified with -D or DUP are duplicate samples. Starting with the 3Q20 samples, the samples are analyzed by EPA Method 537.1. Prior to 3Q20, the samples were analyzed by a modified method 537.

**Table 2. Residential Granular Activated Carbon (GAC) Treatment System  
Results – Chemours Chambers Works, Deepwater, New Jersey**

Field Sample ID	Date	PFOA	PFOS	PFNA	Comments
BED1	8/28/2018	<0.0020	<0.0020	<0.0020	
BED1	5/10/2018	<0.0020	<0.0020	<0.0020	
BED1	3/13/2018	<0.0020	<0.0020	<0.0020	
BED1	12/5/2017	<0.0020	<0.0020	<0.0020	
PT	9/20/2017	0.21	0.023	0.031	
BED1	9/20/2017	<0.0020	<0.0020	<0.0020	
BED1	6/20/2017	<0.0020	<0.0020	<0.0020	
BED1	3/3/2017	<0.0020	<0.0020	<0.0020	
	8/31/2016	0.25	0.019	0.025	GAC installed 10/21/2016.
	4/20/2009	0.24			
<b>Location: 81</b>					
PT	8/10/2020	0.063	0.0037	0.011	
PT	8/10/2020	0.054	0.0031	0.012	Split sampling for method comparison.
BED1	8/10/2020	<0.0020	<0.0020	<0.0020	
BED1	8/10/2020	<0.0020	<0.0020	<0.0020	Split sampling for method comparison.
BED1	6/23/2020	<0.0020	<0.0020	<0.0020	
BED1	2/5/2020	<0.0020	<0.0020	<0.0020	
BED1	10/24/2019	<0.0020	<0.0020	<0.0020	

Concentrations in ug/L. Concentrations are rounded by the laboratory and reported to two significant figures. For samples collected prior to 10/1/2013, results for PFOA are reported under the following protocol: ND < LOD < NQ < LOQ where ND = Not Detected, NQ = Not Quantifiable, LOD = Limit of Detection, LOQ = Limit of Quantitation; the LOD/LOQ may have varied by instrument and quarter. For samples collected after 10/1/2013, samples are reported to a reporting limit (RL) of 0.0050 ug/L for PFOA. For samples collected after 6/30/2016, each target compound RL is 0.0020 ug/L. J = Analyte present, reported value may not be accurate or precise; UJ = Not detected, reporting limit may not be accurate or precise; B = Not detected substantially above the level reported in the laboratory or field blanks. Samples identified as BED1 were collected after the first carbon bed. Samples identified as BED2 were collected after the second carbon bed and represent the treated water. All other samples collected were prior to treatment. Samples identified with -D or DUP are duplicate samples. Starting with the 3Q20 samples, the samples are analyzed by EPA Method 537.1. Prior to 3Q20, the samples were analyzed by a modified method 537.



**Table 2. Residential Granular Activated Carbon (GAC) Treatment System  
Results – Chemours Chambers Works, Deepwater, New Jersey**

Field Sample ID	Date	PFOA	PFOS	PFNA	Comments
PT	7/31/2019	0.083	0.0032	0.011	Carbon Changeout 05/22/2019 - Fe.
BED1	7/31/2019	<0.0020	<0.0020	<0.0020	Carbon Changeout 05/22/2019 - Fe.
BED1	4/24/2019	0.041	<0.0020	0.0064	
BED2	4/24/2019	<0.0020	<0.0020	<0.0020	
BED1	2/14/2019	0.033	0.0022	0.0064	
BED2	2/14/2019	<0.0020	<0.0020	<0.0020	
BED1	11/14/2018	0.050	0.0022	0.0081	
BED2	11/14/2018	<0.0020	<0.0020	<0.0020	
PT	8/21/2018	0.048	0.0027	0.0086	
BED1	8/21/2018	0.026	<0.0020	0.0047	
BED2	8/21/2018	<0.0020 UJ	<0.0020 UJ	<0.0020 UJ	
BED1	5/17/2018	0.024	<0.0020	0.0051	
BED2	5/17/2018	<0.0020	<0.0020	<0.0020	
BED1	3/19/2018	0.044	0.0025	0.0094	
BED2	3/19/2018	<0.0020	<0.0020	<0.0020	
BED1	12/14/2017	0.044	<0.0020	0.0097	
BED2	12/14/2017	<0.0020	<0.0020	<0.0020	
PT	8/14/2017	0.04	0.0023	0.0094	
BED1	8/14/2017	0.034	<0.0020	0.0096	

Concentrations in ug/L. Concentrations are rounded by the laboratory and reported to two significant figures. For samples collected prior to 10/1/2013, results for PFOA are reported under the following protocol: ND < LOD < NQ < LOQ where ND = Not Detected, NQ = Not Quantifiable, LOD = Limit of Detection, LOQ = Limit of Quantitation; the LOD/LOQ may have varied by instrument and quarter. For samples collected after 10/1/2013, samples are reported to a reporting limit (RL) of 0.0050 ug/L for PFOA. For samples collected after 6/30/2016, each target compound RL is 0.0020 ug/L. J = Analyte present, reported value may not be accurate or precise; UJ = Not detected, reporting limit may not be accurate or precise; B = Not detected substantially above the level reported in the laboratory or field blanks. Samples identified as BED1 were collected after the first carbon bed. Samples identified as BED2 were collected after the second carbon bed and represent the treated water. All other samples collected were prior to treatment. Samples identified with -D or DUP are duplicate samples. Starting with the 3Q20 samples, the samples are analyzed by EPA Method 537.1. Prior to 3Q20, the samples were analyzed by a modified method 537.

**Table 2. Residential Granular Activated Carbon (GAC) Treatment System  
Results – Chemours Chambers Works, Deepwater, New Jersey**

Field Sample ID	Date	PFOA	PFOS	PFNA	Comments
BED2	8/14/2017	<0.0020	<0.0020	<0.0020	
	1/11/2017	0.057 J	0.0031 B	0.013 J	GAC installed 04/10/2017.
-DUP	1/11/2017	0.055	0.0024 B	0.013	GAC installed 04/10/2017.
	4/20/2009	0.074			
<b>Location: 91</b>					
PT	9/22/2020	0.058	0.0021	0.0039	
BED1	9/22/2020	<0.0020	<0.0020	<0.0020	
BED1	6/23/2020	<0.0020	<0.0020	<0.0020	
BED1	3/9/2020	<0.0020	<0.0020	<0.0020	
BED1	11/25/2019	<0.0020	<0.0020	<0.0020	
PT	8/23/2019	0.071	0.0021	0.0053	
BED1	8/23/2019	<0.0020	<0.0020	<0.0020	
BED1	5/2/2019	<0.0020	<0.0020	<0.0020	
BED1	3/1/2019	<0.0020	<0.0020	<0.0020	
BED1	12/4/2018	<0.0020	<0.0020	<0.0020	
PT	7/31/2018	0.080	<0.0020	0.0044	
BED1	7/31/2018	<0.0020	<0.0020	<0.0020	
BED1	4/25/2018	<0.0020	<0.0020	<0.0020	

Concentrations in ug/L. Concentrations are rounded by the laboratory and reported to two significant figures. For samples collected prior to 10/1/2013, results for PFOA are reported under the following protocol: ND < LOD < NQ < LOQ where ND = Not Detected, NQ = Not Quantifiable, LOD = Limit of Detection, LOQ = Limit of Quantitation; the LOD/LOQ may have varied by instrument and quarter. For samples collected after 10/1/2013, samples are reported to a reporting limit (RL) of 0.0050 ug/L for PFOA. For samples collected after 6/30/2016, each target compound RL is 0.0020 ug/L. J = Analyte present, reported value may not be accurate or precise; UJ = Not detected, reporting limit may not be accurate or precise; B = Not detected substantially above the level reported in the laboratory or field blanks. Samples identified as BED1 were collected after the first carbon bed. Samples identified as BED2 were collected after the second carbon bed and represent the treated water. All other samples collected were prior to treatment. Samples identified with -D or DUP are duplicate samples. Starting with the 3Q20 samples, the samples are analyzed by EPA Method 537.1. Prior to 3Q20, the samples were analyzed by a modified method 537.

**Table 2. Residential Granular Activated Carbon (GAC) Treatment System  
Results – Chemours Chambers Works, Deepwater, New Jersey**

Field Sample ID	Date	PFOA	PFOS	PFNA	Comments
BED1	2/15/2018	<0.0020	<0.0020	<0.0020	
BED1	11/17/2017	<0.0020	<0.0020	<0.0020	
PT	8/17/2017	0.089	0.0031	0.0043	
BED1	8/17/2017	<0.0020	<0.0020	<0.0020	
BED1	6/7/2017	<0.0020	<0.0020	<0.0020	
BED1	3/24/2017	<0.0020	<0.0020	<0.0020	
	7/6/2016	0.11	0.0038	0.0059	GAC installed 10/12/2016.
	5/8/2009	0.063			
<b>Location: 94</b>					
PT	8/19/2020	0.096	0.0052	0.0096	
BED1	8/19/2020	<0.0020	<0.0020	<0.0020	
BED1	6/11/2020	<0.0020	<0.0020	<0.0020	
BED1	2/11/2020	<0.0020	<0.0020	<0.0020	
BED1	11/1/2019	<0.0020	<0.0020	<0.0020	
PT	8/30/2019	0.094	0.0035	0.005	
BED1	8/30/2019	<0.0020	<0.0020	<0.0020	
BED1	5/30/2019	<0.0020	0.0066	<0.0020	
BED1	3/1/2019	<0.0020	<0.0020	<0.0020	Carbon Changeout 01/08/2019 - Fe.

Concentrations in ug/L. Concentrations are rounded by the laboratory and reported to two significant figures. For samples collected prior to 10/1/2013, results for PFOA are reported under the following protocol: ND < LOD < NQ < LOQ where ND = Not Detected, NQ = Not Quantifiable, LOD = Limit of Detection, LOQ = Limit of Quantitation; the LOD/LOQ may have varied by instrument and quarter. For samples collected after 10/1/2013, samples are reported to a reporting limit (RL) of 0.0050 ug/L for PFOA. For samples collected after 6/30/2016, each target compound RL is 0.0020 ug/L. J = Analyte present, reported value may not be accurate or precise; UJ = Not detected, reporting limit may not be accurate or precise; B = Not detected substantially above the level reported in the laboratory or field blanks. Samples identified as BED1 were collected after the first carbon bed. Samples identified as BED2 were collected after the second carbon bed and represent the treated water. All other samples collected were prior to treatment. Samples identified with -D or DUP are duplicate samples. Starting with the 3Q20 samples, the samples are analyzed by EPA Method 537.1. Prior to 3Q20, the samples were analyzed by a modified method 537.

**Table 2. Residential Granular Activated Carbon (GAC) Treatment System  
Results – Chemours Chambers Works, Deepwater, New Jersey**

Field Sample ID	Date	PFOA	PFOS	PFNA	Comments
BED1	11/29/2018	<0.0020	<0.0020	<0.0020	
PT	9/19/2018	0.088	0.0037	0.0034	
BED1	9/19/2018	<0.0020	<0.0020	<0.0020	
BED1	4/26/2018	<0.0020	<0.0020	<0.0020	Carbon Changeout 02/16/2018 - Fe.
BED1	2/16/2018	<0.0020	<0.0020	<0.0020	
BED1	11/27/2017	<0.0020	0.0098	<0.0020	
BED2	11/27/2017	<0.0020	<0.0020	<0.0020	
PT	8/25/2017	0.11	0.0025 B	<0.0020	
BED1	8/25/2017	<0.0020	<0.0020	<0.0020	
BED1	5/22/2017	<0.0020	<0.0020	<0.0020	
BED1	1/30/2017	<0.0020	<0.0020	<0.0020	
BED1-DUP	1/30/2017	<0.0020	<0.0020	<0.0020	
	7/6/2016	0.063	0.0034	0.0025	GAC installed 10/19/2016.
	5/20/2009	0.059			
<b>Location: 95</b>					
PT	8/31/2020	0.078	0.0054	0.028	
BED1	8/31/2020	<0.0020	<0.0020	<0.0020	
BED1	6/19/2020	<0.0020	<0.0020	<0.0020	

Concentrations in ug/L. Concentrations are rounded by the laboratory and reported to two significant figures. For samples collected prior to 10/1/2013, results for PFOA are reported under the following protocol: ND < LOD < NQ < LOQ where ND = Not Detected, NQ = Not Quantifiable, LOD = Limit of Detection, LOQ = Limit of Quantitation; the LOD/LOQ may have varied by instrument and quarter. For samples collected after 10/1/2013, samples are reported to a reporting limit (RL) of 0.0050 ug/L for PFOA. For samples collected after 6/30/2016, each target compound RL is 0.0020 ug/L. J = Analyte present, reported value may not be accurate or precise; UJ = Not detected, reporting limit may not be accurate or precise; B = Not detected substantially above the level reported in the laboratory or field blanks. Samples identified as BED1 were collected after the first carbon bed. Samples identified as BED2 were collected after the second carbon bed and represent the treated water. All other samples collected were prior to treatment. Samples identified with -D or DUP are duplicate samples. Starting with the 3Q20 samples, the samples are analyzed by EPA Method 537.1. Prior to 3Q20, the samples were analyzed by a modified method 537.

**Table 2. Residential Granular Activated Carbon (GAC) Treatment System  
Results – Chemours Chambers Works, Deepwater, New Jersey**

Field Sample ID	Date	PFOA	PFOS	PFNA	Comments
BED1	2/13/2020	<0.0020	<0.0020	<0.0020	Carbon Changeout 02/13/2020 - Fe.
BED1	10/29/2019	<0.0020	<0.0020	<0.0020	
PT	8/22/2019	0.082	0.0025	0.0099	
BED1	8/22/2019	<0.0020	<0.0020	<0.0020	
BED1	5/3/2019	<0.0020	<0.0020	<0.0020	
BED1	3/4/2019	<0.0020	<0.0020	<0.0020	
BED1	11/29/2018	<0.0020	<0.0020	<0.0020	
PT	9/19/2018	0.11	0.0036	0.022	
BED1	9/19/2018	<0.0020	<0.0020	<0.0020	
BED1	4/30/2018	<0.0020	<0.0020	<0.0020	
BED1	2/26/2018	<0.0020 UJ	<0.0020 UJ	<0.0020 UJ	
BED1	11/16/2017	<0.0020	<0.0020	<0.0020	
PT	8/17/2017	0.1	0.0033	0.013	
BED1	8/17/2017	<0.0020	<0.0020	<0.0020	
BED1-DUP	8/17/2017	<0.0020	<0.0020	<0.0020	
	8/8/2017	0.11	0.0033	0.011 J	
	6/8/2017	<0.0020	<0.0020	<0.0020	Results for this sample may be results for a different location due to mislabeling.
BED1	5/3/2017	<0.0020 UJ	<0.0020	<0.0020 UJ	

Concentrations in ug/L. Concentrations are rounded by the laboratory and reported to two significant figures. For samples collected prior to 10/1/2013, results for PFOA are reported under the following protocol: ND < LOD < NQ < LOQ where ND = Not Detected, NQ = Not Quantifiable, LOD = Limit of Detection, LOQ = Limit of Quantitation; the LOD/LOQ may have varied by instrument and quarter. For samples collected after 10/1/2013, samples are reported to a reporting limit (RL) of 0.0050 ug/L for PFOA. For samples collected after 6/30/2016, each target compound RL is 0.0020 ug/L. J = Analyte present, reported value may not be accurate or precise; UJ = Not detected, reporting limit may not be accurate or precise; B = Not detected substantially above the level reported in the laboratory or field blanks. Samples identified as BED1 were collected after the first carbon bed. Samples identified as BED2 were collected after the second carbon bed and represent the treated water. All other samples collected were prior to treatment. Samples identified with -D or DUP are duplicate samples. Starting with the 3Q20 samples, the samples are analyzed by EPA Method 537.1. Prior to 3Q20, the samples were analyzed by a modified method 537.

**Table 2. Residential Granular Activated Carbon (GAC) Treatment System  
Results – Chemours Chambers Works, Deepwater, New Jersey**

Field Sample ID	Date	PFOA	PFOS	PFNA	Comments
BED2	5/3/2017	<0.0020	0.0026	<0.0020	UJ
BED2-DUP	5/3/2017	<0.0020	<0.0020	<0.0020	UJ
BED1	3/2/2017	0.0027	<0.0020	<0.0020	Results do not meet operational trend of BED1>BED2.
BED2	3/2/2017	0.1	0.0023	0.011	Results do not meet operational trend of BED1>BED2.
	6/30/2016	0.038	0.0021	0.0063	Sample from this well location may be mislabeled. GAC installed 10/05/2016.
	5/21/2009	0.083			
<b>Location: 96</b>					
PT	8/31/2020	0.10	0.0037	0.022	
BED1	8/31/2020	<0.0020	<0.0020	<0.0020	
BED1	6/19/2020	<0.0020	<0.0020	<0.0020	
BED1	2/13/2020	<0.0020	<0.0020	<0.0020	Carbon Changeout 02/13/2020 - Fe.
BED1	10/29/2019	0.0029	<0.0020	<0.0020	
PT	8/22/2019	0.083	0.0030	0.014	
BED1	8/22/2019	0.0024	<0.0020	<0.0020	
BED1	5/3/2019	0.0031	<0.0020	<0.0020	
BED1	3/4/2019	0.0023	<0.0020	<0.0020	
BED1	11/29/2018	0.0046	<0.0020	<0.0020	
PT	9/19/2018	0.14	0.0042	0.023	

Concentrations in ug/L. Concentrations are rounded by the laboratory and reported to two significant figures. For samples collected prior to 10/1/2013, results for PFOA are reported under the following protocol: ND < LOD < NQ < LOQ where ND = Not Detected, NQ = Not Quantifiable, LOD = Limit of Detection, LOQ = Limit of Quantitation; the LOD/LOQ may have varied by instrument and quarter. For samples collected after 10/1/2013, samples are reported to a reporting limit (RL) of 0.0050 ug/L for PFOA. For samples collected after 6/30/2016, each target compound RL is 0.0020 ug/L. J = Analyte present, reported value may not be accurate or precise; UJ = Not detected, reporting limit may not be accurate or precise; B = Not detected substantially above the level reported in the laboratory or field blanks. Samples identified as BED1 were collected after the first carbon bed. Samples identified as BED2 were collected after the second carbon bed and represent the treated water. All other samples collected were prior to treatment. Samples identified with -D or DUP are duplicate samples. Starting with the 3Q20 samples, the samples are analyzed by EPA Method 537.1. Prior to 3Q20, the samples were analyzed by a modified method 537.

**Table 2. Residential Granular Activated Carbon (GAC) Treatment System  
Results – Chemours Chambers Works, Deepwater, New Jersey**

Field Sample ID	Date	PFOA	PFOS	PFNA	Comments
BED1	9/19/2018	0.013	<0.0020	<0.0020	
BED1	4/16/2018	0.0036	<0.0020	<0.0020	
BED1	2/26/2018	0.01	<0.0020	<0.0020	Results do not meet operational trend of BED1>BED2.
BED2	2/26/2018	0.12	0.0049	0.017	Results do not meet operational trend of BED1>BED2.
BED1	11/16/2017	0.005	<0.0020	<0.0020	Results do not meet operational trend of BED1>BED2.
BED2	11/16/2017	0.16	0.0059	0.02	Results do not meet operational trend of BED1>BED2.
PT	8/17/2017	0.17	0.0058	0.031	
BED1	8/17/2017	<0.0020	<0.0020	<0.0020	
BED1	6/8/2017	<0.0020	<0.0020	<0.0020	
BED1	3/2/2017	<0.0020	<0.0020	<0.0020	
	10/3/2016	0.16	0.0042	0.031	GAC installed 11/08/2016.
-DUP	10/3/2016	0.16	0.0039	0.026	GAC installed 11/08/2016.
	5/21/2009	0.15			
<b>Location: 97</b>					
PT	8/31/2020	0.064	0.0020	0.0081	
BED1	8/31/2020	<0.0020	<0.0020	<0.0020	
BED1	6/19/2020	<0.0020	<0.0020	<0.0020	
BED1	2/13/2020	<0.0020	<0.0020	<0.0020	

Concentrations in ug/L. Concentrations are rounded by the laboratory and reported to two significant figures. For samples collected prior to 10/1/2013, results for PFOA are reported under the following protocol: ND < LOD < NQ < LOQ where ND = Not Detected, NQ = Not Quantifiable, LOD = Limit of Detection, LOQ = Limit of Quantitation; the LOD/LOQ may have varied by instrument and quarter. For samples collected after 10/1/2013, samples are reported to a reporting limit (RL) of 0.0050 ug/L for PFOA. For samples collected after 6/30/2016, each target compound RL is 0.0020 ug/L. J = Analyte present, reported value may not be accurate or precise; UJ = Not detected, reporting limit may not be accurate or precise; B = Not detected substantially above the level reported in the laboratory or field blanks. Samples identified as BED1 were collected after the first carbon bed. Samples identified as BED2 were collected after the second carbon bed and represent the treated water. All other samples collected were prior to treatment. Samples identified with -D or DUP are duplicate samples. Starting with the 3Q20 samples, the samples are analyzed by EPA Method 537.1. Prior to 3Q20, the samples were analyzed by a modified method 537.

**Table 2. Residential Granular Activated Carbon (GAC) Treatment System  
Results – Chemours Chambers Works, Deepwater, New Jersey**

Field Sample ID	Date	PFOA	PFOS	PFNA	Comments
BED1	10/29/2019	<0.0020	<0.0020	<0.0020	
PT	8/22/2019	0.076	0.0023	0.011	
BED1	8/22/2019	<0.0020	<0.0020	<0.0020	
BED1	5/3/2019	<0.0020	<0.0020	<0.0020	
BED1	3/4/2019	<0.0020	<0.0020	<0.0020	
BED1	11/29/2018	<0.0020	<0.0020	<0.0020	
PT	9/19/2018	0.073	0.0023	0.012	
BED1	9/19/2018	<0.0020	<0.0020	<0.0020	
	6/8/2017	0.11 J	0.0027	0.015 J	GAC installed 04/18/2018.
	6/30/2016	0.083	0.0032	0.012	Sample from this well location may be mislabeled.
	5/21/2009	0.057			
<b>Location: 99</b>					
PT	8/31/2020	0.033	0.0081	0.021	
BED1	8/31/2020	<0.0020	<0.0020	<0.0020	
BED1	6/16/2020	<0.0020	<0.0020	<0.0020	
BED1	2/10/2020	<0.0020	<0.0020	<0.0020	
BED1	10/30/2019	<0.0020	<0.0020	<0.0020	
PT	8/27/2019	0.065	0.021	0.033	

Concentrations in ug/L. Concentrations are rounded by the laboratory and reported to two significant figures. For samples collected prior to 10/1/2013, results for PFOA are reported under the following protocol: ND < LOD < NQ < LOQ where ND = Not Detected, NQ = Not Quantifiable, LOD = Limit of Detection, LOQ = Limit of Quantitation; the LOD/LOQ may have varied by instrument and quarter. For samples collected after 10/1/2013, samples are reported to a reporting limit (RL) of 0.0050 ug/L for PFOA. For samples collected after 6/30/2016, each target compound RL is 0.0020 ug/L. J = Analyte present, reported value may not be accurate or precise; UJ = Not detected, reporting limit may not be accurate or precise; B = Not detected substantially above the level reported in the laboratory or field blanks. Samples identified as BED1 were collected after the first carbon bed. Samples identified as BED2 were collected after the second carbon bed and represent the treated water. All other samples collected were prior to treatment. Samples identified with -D or DUP are duplicate samples. Starting with the 3Q20 samples, the samples are analyzed by EPA Method 537.1. Prior to 3Q20, the samples were analyzed by a modified method 537.



**Table 2. Residential Granular Activated Carbon (GAC) Treatment System  
Results – Chemours Chambers Works, Deepwater, New Jersey**

Field Sample ID	Date	PFOA	PFOS	PFNA	Comments
BED1	8/27/2019	<0.0020	<0.0020	<0.0020	
BED1	5/15/2019	<0.0020	<0.0020	<0.0020	
BED1	3/15/2019	<0.0020	<0.0020	<0.0020	
BED1	12/10/2018	<0.0020	<0.0020	<0.0020	
PT	9/5/2018	0.059	0.011	0.030	
BED1	9/5/2018	<0.0020	<0.0020	<0.0020	
BED1	6/5/2018	<0.0020	<0.0020	<0.0020	
BED1	3/6/2018	<0.0020	<0.0020	<0.0020	
BED1-DUP	3/6/2018	<0.0020	<0.0020	<0.0020	
BED1	10/31/2017	<0.0020	<0.0020	<0.0020	
PT	9/7/2017	0.094	0.003	0.0049	Results do not meet operational trend of PT>BED1>BED2.
BED1	9/7/2017	<0.0020	<0.0020	0.0034	Results do not meet operational trend of PT>BED1>BED2.
BED2	9/7/2017	0.073	0.022	0.035	Results do not meet operational trend of PT>BED1>BED2.
BED1	6/14/2017	<0.0020	<0.0020	<0.0020	
BED1	3/17/2017	<0.0020	<0.0020	<0.0020	
	7/14/2016	0.097	0.021	0.036	GAC installed 11/07/2016.
	5/21/2009	0.18			

Concentrations in ug/L. Concentrations are rounded by the laboratory and reported to two significant figures. For samples collected prior to 10/1/2013, results for PFOA are reported under the following protocol: ND < LOD < NQ < LOQ where ND = Not Detected, NQ = Not Quantifiable, LOD = Limit of Detection, LOQ = Limit of Quantitation; the LOD/LOQ may have varied by instrument and quarter. For samples collected after 10/1/2013, samples are reported to a reporting limit (RL) of 0.0050 ug/L for PFOA. For samples collected after 6/30/2016, each target compound RL is 0.0020 ug/L. J = Analyte present, reported value may not be accurate or precise; UJ = Not detected, reporting limit may not be accurate or precise; B = Not detected substantially above the level reported in the laboratory or field blanks. Samples identified as BED1 were collected after the first carbon bed. Samples identified as BED2 were collected after the second carbon bed and represent the treated water. All other samples collected were prior to treatment. Samples identified with -D or DUP are duplicate samples. Starting with the 3Q20 samples, the samples are analyzed by EPA Method 537.1. Prior to 3Q20, the samples were analyzed by a modified method 537.

**Table 2. Residential Granular Activated Carbon (GAC) Treatment System  
Results – Chemours Chambers Works, Deepwater, New Jersey**

Field Sample ID	Date	PFOA	PFOS	PFNA	Comments
<b>Location: 100</b>					
PT	8/31/2020	0.073	0.0027	0.0089	
BED1	8/31/2020	<0.0020	<0.0020	<0.0020	
BED1	6/19/2020	<0.0020	<0.0020	<0.0020	
BED1	2/13/2020	<0.0020	<0.0020	<0.0020	
BED1	10/29/2019	<0.0020	<0.0020	<0.0020	
PT	8/22/2019	0.079	0.0027	0.0083	
BED1	8/22/2019	<0.0020	<0.0020	<0.0020	
BED1	5/3/2019	<0.0020	<0.0020	<0.0020	
BED1	3/4/2019	<0.0020	<0.0020	<0.0020	
BED1	11/29/2018	<0.0020	<0.0020	<0.0020	
PT	9/19/2018	0.10	0.0029	0.011	
BED1	9/19/2018	<0.0020	<0.0020	<0.0020	
BED1	4/30/2018	<0.0020	<0.0020	<0.0020	
BED1	2/26/2018	<0.0020	<0.0020	<0.0020	
BED1	11/16/2017	<0.0020	<0.0020	<0.0020	
PT	8/17/2017	0.098	0.0035	0.011	
BED1	8/17/2017	<0.0020	<0.0020	<0.0020	

Concentrations in ug/L. Concentrations are rounded by the laboratory and reported to two significant figures. For samples collected prior to 10/1/2013, results for PFOA are reported under the following protocol: ND < LOD < NQ < LOQ where ND = Not Detected, NQ = Not Quantifiable, LOD = Limit of Detection, LOQ = Limit of Quantitation; the LOD/LOQ may have varied by instrument and quarter. For samples collected after 10/1/2013, samples are reported to a reporting limit (RL) of 0.0050 ug/L for PFOA. For samples collected after 6/30/2016, each target compound RL is 0.0020 ug/L. J = Analyte present, reported value may not be accurate or precise; UJ = Not detected, reporting limit may not be accurate or precise; B = Not detected substantially above the level reported in the laboratory or field blanks. Samples identified as BED1 were collected after the first carbon bed. Samples identified as BED2 were collected after the second carbon bed and represent the treated water. All other samples collected were prior to treatment. Samples identified with -D or DUP are duplicate samples. Starting with the 3Q20 samples, the samples are analyzed by EPA Method 537.1. Prior to 3Q20, the samples were analyzed by a modified method 537.

**Table 2. Residential Granular Activated Carbon (GAC) Treatment System  
Results – Chemours Chambers Works, Deepwater, New Jersey**

Field Sample ID	Date	PFOA	PFOS	PFNA	Comments
BED1	6/20/2017	<0.0020	<0.0020	<0.0020	
BED1	3/2/2017	<0.0020	<0.0020	<0.0020	
	11/15/2016	0.14 J	0.0037 J	0.0085 J	GAC installed 12/09/2016.
	5/21/2009	0.065			
<b>Location: 102</b>					
PT	9/10/2020	0.050	0.0020	0.0089	
BED1	9/10/2020	<0.0020	<0.0020	<0.0020	
BED1	6/18/2020	<0.0020	<0.0020	<0.0020	
BED1	3/5/2020	<0.0020	<0.0020	<0.0020	
BED1	11/21/2019	<0.0020	<0.0020	<0.0020	
PT	9/23/2019	0.071	0.0059	0.018	
BED1	9/23/2019	<0.0020	<0.0020	<0.0020	
BED1	4/25/2019	<0.0020	<0.0020	<0.0020	
BED1	2/19/2019	<0.0020	<0.0020	<0.0020	
BED1-DUP	2/19/2019	<0.0020	<0.0020	<0.0020	
BED1	11/27/2018	<0.0020	<0.0020	<0.0020	Carbon Changeout 10/24/2018 - Fe.
BED1-DUP	11/27/2018	<0.0020	<0.0020	<0.0020	Carbon Changeout 10/24/2018 - Fe.
PT	8/21/2018	0.063	0.0024	0.0091	

Concentrations in ug/L. Concentrations are rounded by the laboratory and reported to two significant figures. For samples collected prior to 10/1/2013, results for PFOA are reported under the following protocol: ND < LOD < NQ < LOQ where ND = Not Detected, NQ = Not Quantifiable, LOD = Limit of Detection, LOQ = Limit of Quantitation; the LOD/LOQ may have varied by instrument and quarter. For samples collected after 10/1/2013, samples are reported to a reporting limit (RL) of 0.0050 ug/L for PFOA. For samples collected after 6/30/2016, each target compound RL is 0.0020 ug/L. J = Analyte present, reported value may not be accurate or precise; UJ = Not detected, reporting limit may not be accurate or precise; B = Not detected substantially above the level reported in the laboratory or field blanks. Samples identified as BED1 were collected after the first carbon bed. Samples identified as BED2 were collected after the second carbon bed and represent the treated water. All other samples collected were prior to treatment. Samples identified with -D or DUP are duplicate samples. Starting with the 3Q20 samples, the samples are analyzed by EPA Method 537.1. Prior to 3Q20, the samples were analyzed by a modified method 537.

**Table 2. Residential Granular Activated Carbon (GAC) Treatment System  
Results – Chemours Chambers Works, Deepwater, New Jersey**

Field Sample ID	Date	PFOA	PFOS	PFNA	Comments
BED1	8/21/2018	<0.0020	<0.0020	<0.0020	
BED1-DUP	8/21/2018	<0.0020	<0.0020	<0.0020	
BED1	6/4/2018	<0.0020	<0.0020	<0.0020	
BED1	2/15/2018	<0.0020	<0.0020	<0.0020	
BED1	11/16/2017	<0.0020	<0.0020	<0.0020	Carbon Changeout 08/30/2017 - Fe.
PT	8/17/2017	0.062	0.003	0.012	
BED1	8/17/2017	<0.0020	<0.0020	<0.0020	
BED1	6/8/2017	0.0034	<0.0020	<0.0020	
BED2	6/8/2017	<0.0020	<0.0020	<0.0020	
BED1	3/3/2017	<0.0020	<0.0020	<0.0020	
	7/13/2016	0.064 J	0.0025	0.01	GAC installed 11/02/2016.
-DUP	7/13/2016	0.061 J	0.0027	0.01	GAC installed 11/02/2016.
	5/27/2009	0.066			
<b>Location: 104</b>					
PT	9/2/2020	0.048	0.0092	0.060	
BED1	9/2/2020	<0.0020	<0.0020	<0.0020	
BED1	6/18/2020	<0.0020	<0.0020	<0.0020	
BED1	12/16/2019	<0.0020	<0.0020	<0.0020	

Concentrations in ug/L. Concentrations are rounded by the laboratory and reported to two significant figures. For samples collected prior to 10/1/2013, results for PFOA are reported under the following protocol: ND < LOD < NQ < LOQ where ND = Not Detected, NQ = Not Quantifiable, LOD = Limit of Detection, LOQ = Limit of Quantitation; the LOD/LOQ may have varied by instrument and quarter. For samples collected after 10/1/2013, samples are reported to a reporting limit (RL) of 0.0050 ug/L for PFOA. For samples collected after 6/30/2016, each target compound RL is 0.0020 ug/L. J = Analyte present, reported value may not be accurate or precise; UJ = Not detected, reporting limit may not be accurate or precise; B = Not detected substantially above the level reported in the laboratory or field blanks. Samples identified as BED1 were collected after the first carbon bed. Samples identified as BED2 were collected after the second carbon bed and represent the treated water. All other samples collected were prior to treatment. Samples identified with -D or DUP are duplicate samples. Starting with the 3Q20 samples, the samples are analyzed by EPA Method 537.1. Prior to 3Q20, the samples were analyzed by a modified method 537.

**Table 2. Residential Granular Activated Carbon (GAC) Treatment System  
Results – Chemours Chambers Works, Deepwater, New Jersey**

Field Sample ID	Date	PFOA	PFOS	PFNA	Comments
PT	9/13/2019	0.064	0.010	0.095	
BED1	9/13/2019	<0.0020	<0.0020	<0.0020	
BED1	5/16/2019	<0.0020	<0.0020	<0.0020	
BED1	3/28/2019	<0.0020	<0.0020	<0.0020	Carbon Changeout 03/14/2019 - Fe.
BED1	12/10/2018	<0.0020	<0.0020	<0.0020	
PT	8/15/2018	0.062	0.011	0.092	
BED1	8/15/2018	<0.0020	<0.0020	<0.0020	
BED1	5/14/2018	<0.0020	<0.0020	<0.0020	
BED1	3/9/2018	<0.0020	<0.0020	<0.0020	
BED1	12/19/2017	<0.0020	<0.0020	<0.0020	
PT	9/8/2017	0.079	0.011	0.11	
BED1	9/8/2017	<0.0020	<0.0020	<0.0020	
BED1	6/21/2017	<0.0020	<0.0020	<0.0020	
BED1	3/28/2017	0.003	<0.0020	<0.0020	
BED2	3/28/2017	<0.0020	<0.0020	<0.0020	
	7/14/2016	0.11	0.01	0.14	GAC installed 11/15/2016.
	6/24/2009	0.38			

Concentrations in ug/L. Concentrations are rounded by the laboratory and reported to two significant figures. For samples collected prior to 10/1/2013, results for PFOA are reported under the following protocol: ND < LOD < NQ < LOQ where ND = Not Detected, NQ = Not Quantifiable, LOD = Limit of Detection, LOQ = Limit of Quantitation; the LOD/LOQ may have varied by instrument and quarter. For samples collected after 10/1/2013, samples are reported to a reporting limit (RL) of 0.0050 ug/L for PFOA. For samples collected after 6/30/2016, each target compound RL is 0.0020 ug/L. J = Analyte present, reported value may not be accurate or precise; UJ = Not detected, reporting limit may not be accurate or precise; B = Not detected substantially above the level reported in the laboratory or field blanks. Samples identified as BED1 were collected after the first carbon bed. Samples identified as BED2 were collected after the second carbon bed and represent the treated water. All other samples collected were prior to treatment. Samples identified with -D or DUP are duplicate samples. Starting with the 3Q20 samples, the samples are analyzed by EPA Method 537.1. Prior to 3Q20, the samples were analyzed by a modified method 537.

**Table 2. Residential Granular Activated Carbon (GAC) Treatment System  
Results – Chemours Chambers Works, Deepwater, New Jersey**

Field Sample ID	Date	PFOA	PFOS	PFNA	Comments
<b>Location: 108</b>					
PT	9/15/2020	0.042	<0.0020	<0.0020	
BED1	9/15/2020	<0.0020	<0.0020	<0.0020	
BED1	6/26/2020	<0.0020	<0.0020	<0.0020	
PRE-DUP	10/31/2019	0.041	<0.0020	<0.0020	GAC installed 01/06/2020.
POST	10/31/2019	0.040	<0.0020	<0.0020	GAC installed 01/06/2020.
PRE	10/31/2019	0.041	<0.0020	<0.0020	GAC installed 01/06/2020.
	8/31/2016	0.029	<0.0020	<0.0020	
	9/23/2009	NQ			
<b>Location: 113</b>					
PT	9/2/2020	0.12	<0.0020	<0.0020	
BED1	9/2/2020	<0.0020	<0.0020	<0.0020	
BED1	6/19/2020	<0.0020	<0.0020	<0.0020	
BED1	3/5/2020	<0.0020	<0.0020	<0.0020	
BED1	11/19/2019	<0.0020	<0.0020	<0.0020	
PT	9/16/2019	0.12	<0.0020	<0.0020	
BED1	9/16/2019	<0.0020	<0.0020	<0.0020	
BED1	4/12/2019	<0.0020	<0.0020	<0.0020	

Concentrations in ug/L. Concentrations are rounded by the laboratory and reported to two significant figures. For samples collected prior to 10/1/2013, results for PFOA are reported under the following protocol: ND < LOD < NQ < LOQ where ND = Not Detected, NQ = Not Quantifiable, LOD = Limit of Detection, LOQ = Limit of Quantitation; the LOD/LOQ may have varied by instrument and quarter. For samples collected after 10/1/2013, samples are reported to a reporting limit (RL) of 0.0050 ug/L for PFOA. For samples collected after 6/30/2016, each target compound RL is 0.0020 ug/L. J = Analyte present, reported value may not be accurate or precise; UJ = Not detected, reporting limit may not be accurate or precise; B = Not detected substantially above the level reported in the laboratory or field blanks. Samples identified as BED1 were collected after the first carbon bed. Samples identified as BED2 were collected after the second carbon bed and represent the treated water. All other samples collected were prior to treatment. Samples identified with -D or DUP are duplicate samples. Starting with the 3Q20 samples, the samples are analyzed by EPA Method 537.1. Prior to 3Q20, the samples were analyzed by a modified method 537.

**Table 2. Residential Granular Activated Carbon (GAC) Treatment System  
Results – Chemours Chambers Works, Deepwater, New Jersey**

Field Sample ID	Date	PFOA	PFOS	PFNA	Comments
BED1	1/29/2019	<0.0020	<0.0020	<0.0020	
BED1	11/5/2018	<0.0020	<0.0020	<0.0020	
PT	7/30/2018	0.16	<0.0020	<0.0020	
BED1	7/30/2018	<0.0020	<0.0020	<0.0020	
BED1	5/2/2018	<0.0020	<0.0020	<0.0020	
BED1	2/21/2018	<0.0020	<0.0020	<0.0020	
BED1	11/16/2017	<0.0020	<0.0020	<0.0020	
PT	9/7/2017	0.16	<0.0020	<0.0020	
BED1	9/7/2017	<0.0020	<0.0020	<0.0020	
BED1	6/27/2017	<0.0020	<0.0020	<0.0020	
BED1	3/27/2017	<0.0020	<0.0020	<0.0020	
BED1	12/29/2016	<0.0020	<0.0020	<0.0020	
BED1-DUP	12/29/2016	<0.0020	<0.0020	<0.0020	
BED2	12/29/2016	<0.0020	<0.0020	<0.0020	
	7/6/2016	0.13	<0.0020	<0.0020	GAC installed 09/30/2016.
<b>Location: 115</b>					
BED1	6/23/2020	<0.0020	<0.0020	<0.0020	
BED1	3/11/2020	<0.0020	<0.0020	<0.0020	

Concentrations in ug/L. Concentrations are rounded by the laboratory and reported to two significant figures. For samples collected prior to 10/1/2013, results for PFOA are reported under the following protocol: ND < LOD < NQ < LOQ where ND = Not Detected, NQ = Not Quantifiable, LOD = Limit of Detection, LOQ = Limit of Quantitation; the LOD/LOQ may have varied by instrument and quarter. For samples collected after 10/1/2013, samples are reported to a reporting limit (RL) of 0.0050 ug/L for PFOA. For samples collected after 6/30/2016, each target compound RL is 0.0020 ug/L. J = Analyte present, reported value may not be accurate or precise; UJ = Not detected, reporting limit may not be accurate or precise; B = Not detected substantially above the level reported in the laboratory or field blanks. Samples identified as BED1 were collected after the first carbon bed. Samples identified as BED2 were collected after the second carbon bed and represent the treated water. All other samples collected were prior to treatment. Samples identified with -D or DUP are duplicate samples. Starting with the 3Q20 samples, the samples are analyzed by EPA Method 537.1. Prior to 3Q20, the samples were analyzed by a modified method 537.

**Table 2. Residential Granular Activated Carbon (GAC) Treatment System  
Results – Chemours Chambers Works, Deepwater, New Jersey**

Field Sample ID	Date	PFOA	PFOS	PFNA	Comments
BED1	11/20/2019	<0.0020	<0.0020	<0.0020	
PT	7/2/2019	0.013	<0.0020	<0.0020	
BED1	7/2/2019	<0.0020	<0.0020	<0.0020	
	4/10/2019	0.026	<0.0020	<0.0020	GAC installed 06/21/2019.
-DUP	4/10/2019	0.026	<0.0020	<0.0020	GAC installed 06/21/2019.
	7/11/2016	0.036	<0.0020	<0.0020	
-DUP	7/11/2016	0.037	<0.0020	<0.0020	
<b>Location: 121</b>					
PT	9/3/2020	0.069	0.0033	0.0093	
BED1	9/3/2020	<0.0020	<0.0020	<0.0020	
BED1	6/22/2020	<0.0020	<0.0020	<0.0020	
BED1	2/17/2020	<0.0020	<0.0020	<0.0020	
BED1	11/8/2019	<0.0020	<0.0020	<0.0020	
PT	8/30/2019	0.08	0.0032	0.007	
BED1	8/30/2019	<0.0020	<0.0020	<0.0020	
BED1	5/24/2019	<0.0020	<0.0020	<0.0020	
BED1	3/15/2019	<0.0020	<0.0020	<0.0020	
BED1	12/6/2018	<0.0020	<0.0020	<0.0020	

Concentrations in ug/L. Concentrations are rounded by the laboratory and reported to two significant figures. For samples collected prior to 10/1/2013, results for PFOA are reported under the following protocol: ND < LOD < NQ < LOQ where ND = Not Detected, NQ = Not Quantifiable, LOD = Limit of Detection, LOQ = Limit of Quantitation; the LOD/LOQ may have varied by instrument and quarter. For samples collected after 10/1/2013, samples are reported to a reporting limit (RL) of 0.0050 ug/L for PFOA. For samples collected after 6/30/2016, each target compound RL is 0.0020 ug/L. J = Analyte present, reported value may not be accurate or precise; UJ = Not detected, reporting limit may not be accurate or precise; B = Not detected substantially above the level reported in the laboratory or field blanks. Samples identified as BED1 were collected after the first carbon bed. Samples identified as BED2 were collected after the second carbon bed and represent the treated water. All other samples collected were prior to treatment. Samples identified with -D or DUP are duplicate samples. Starting with the 3Q20 samples, the samples are analyzed by EPA Method 537.1. Prior to 3Q20, the samples were analyzed by a modified method 537.



**Table 2. Residential Granular Activated Carbon (GAC) Treatment System  
Results – Chemours Chambers Works, Deepwater, New Jersey**

Field Sample ID	Date	PFOA	PFOS	PFNA	Comments
PT	9/10/2018	0.080	0.0024	0.0063	
BED1	9/10/2018	<0.0020	<0.0020	<0.0020	
BED1	6/21/2018	<0.0020	<0.0020	<0.0020	
BED1	3/22/2018	<0.0020	<0.0020	<0.0020	
BED1	12/21/2017	<0.0020	<0.0020	<0.0020	
PT	8/25/2017	0.088	0.0027 B	0.0059	
BED1	8/25/2017	<0.0020	<0.0020	<0.0020	
BED1	6/21/2017	<0.0020	<0.0020	<0.0020	
BED1	3/27/2017	<0.0020	<0.0020	<0.0020	
	7/14/2016	0.08	0.0025	0.0042	GAC installed 12/27/2016.
<b>Location: 122</b>					
PT	8/17/2020	0.19	<0.0020	0.0053	
BED1	8/17/2020	<0.0020	<0.0020	<0.0020	
BED1	6/18/2020	<0.0020	<0.0020	<0.0020	
BED1	2/19/2020	<0.0020	<0.0020	<0.0020	
BED1	11/15/2019	<0.0020	<0.0020	<0.0020	
PT	9/12/2019	0.083	0.0020	0.0066	
BED1	9/12/2019	<0.0020	<0.0020	<0.0020	

Concentrations in ug/L. Concentrations are rounded by the laboratory and reported to two significant figures. For samples collected prior to 10/1/2013, results for PFOA are reported under the following protocol: ND < LOD < NQ < LOQ where ND = Not Detected, NQ = Not Quantifiable, LOD = Limit of Detection, LOQ = Limit of Quantitation; the LOD/LOQ may have varied by instrument and quarter. For samples collected after 10/1/2013, samples are reported to a reporting limit (RL) of 0.0050 ug/L for PFOA. For samples collected after 6/30/2016, each target compound RL is 0.0020 ug/L. J = Analyte present, reported value may not be accurate or precise; UJ = Not detected, reporting limit may not be accurate or precise; B = Not detected substantially above the level reported in the laboratory or field blanks. Samples identified as BED1 were collected after the first carbon bed. Samples identified as BED2 were collected after the second carbon bed and represent the treated water. All other samples collected were prior to treatment. Samples identified with -D or DUP are duplicate samples. Starting with the 3Q20 samples, the samples are analyzed by EPA Method 537.1. Prior to 3Q20, the samples were analyzed by a modified method 537.

**Table 2. Residential Granular Activated Carbon (GAC) Treatment System  
Results – Chemours Chambers Works, Deepwater, New Jersey**

Field Sample ID	Date	PFOA	PFOS	PFNA	Comments
BED1	5/8/2019	<0.0020	<0.0020	<0.0020	
BED1	3/14/2019	<0.0020	<0.0020	<0.0020	
BED1	12/5/2018	<0.0020	<0.0020	<0.0020	
PT	8/27/2018	0.14	<0.0020	0.0049	
BED1	8/27/2018	<0.0020	<0.0020	<0.0020	
BED1	5/1/2018	<0.0020	<0.0020	<0.0020	
BED1	2/21/2018	<0.0020 UJ	<0.0020 UJ	<0.0020 UJ	
BED1	12/12/2017	<0.0020	<0.0020	<0.0020	
PT	9/20/2017	0.13	<0.0020	0.0046	
BED1	9/20/2017	<0.0020	<0.0020	<0.0020	
	7/21/2016	0.14	<0.0020	0.003	GAC installed 05/16/2017.
<b>Location: 127</b>					
PT	8/31/2020	0.054	0.0020	0.014	
BED1	8/31/2020	<0.0020	<0.0020	<0.0020	
BED1	6/17/2020	<0.0020	<0.0020	<0.0020	
BED1	2/5/2020	<0.0020	<0.0020	<0.0020	
BED1	10/24/2019	<0.0020	<0.0020	<0.0020	
PT	8/2/2019	0.069	0.0021	0.014	

Concentrations in ug/L. Concentrations are rounded by the laboratory and reported to two significant figures. For samples collected prior to 10/1/2013, results for PFOA are reported under the following protocol: ND < LOD < NQ < LOQ where ND = Not Detected, NQ = Not Quantifiable, LOD = Limit of Detection, LOQ = Limit of Quantitation; the LOD/LOQ may have varied by instrument and quarter. For samples collected after 10/1/2013, samples are reported to a reporting limit (RL) of 0.0050 ug/L for PFOA. For samples collected after 6/30/2016, each target compound RL is 0.0020 ug/L. J = Analyte present, reported value may not be accurate or precise; UJ = Not detected, reporting limit may not be accurate or precise; B = Not detected substantially above the level reported in the laboratory or field blanks. Samples identified as BED1 were collected after the first carbon bed. Samples identified as BED2 were collected after the second carbon bed and represent the treated water. All other samples collected were prior to treatment. Samples identified with -D or DUP are duplicate samples. Starting with the 3Q20 samples, the samples are analyzed by EPA Method 537.1. Prior to 3Q20, the samples were analyzed by a modified method 537.

**Table 2. Residential Granular Activated Carbon (GAC) Treatment System  
Results – Chemours Chambers Works, Deepwater, New Jersey**

Field Sample ID	Date	PFOA	PFOS	PFNA	Comments
BED1	8/2/2019	<0.0020	<0.0020	<0.0020	
BED1	4/18/2019	<0.0020	<0.0020	<0.0020	
BED1	2/8/2019	<0.0020	<0.0020	<0.0020	
BED1	11/9/2018	<0.0020	<0.0020	<0.0020	
PT	8/7/2018	0.074	0.0020	0.013	
BED1	8/7/2018	<0.0020	<0.0020	<0.0020	
BED1	5/8/2018	<0.0020	<0.0020	<0.0020	
BED1	3/16/2018	<0.0020	<0.0020	<0.0020	
BED1	12/12/2017	<0.0020	<0.0020	<0.0020	
PT	9/11/2017	0.073	0.0026	0.011	
BED1	9/11/2017	<0.0020	<0.0020	<0.0020	
BED1	6/20/2017	<0.0020	<0.0020	<0.0020	
BED1	3/27/2017	<0.0020	<0.0020	<0.0020	
-DUP	9/26/2016	0.083	0.0053 J	0.0088	GAC installed 12/14/2016.
	9/26/2016	0.084	0.0021 J	0.0085	GAC installed 12/14/2016.
<b>Location: 129</b>					
PT	9/16/2020	0.057	0.0038	0.0094	
BED1	9/16/2020	<0.0020	<0.0020	<0.0020	

Concentrations in ug/L. Concentrations are rounded by the laboratory and reported to two significant figures. For samples collected prior to 10/1/2013, results for PFOA are reported under the following protocol: ND < LOD < NQ < LOQ where ND = Not Detected, NQ = Not Quantifiable, LOD = Limit of Detection, LOQ = Limit of Quantitation; the LOD/LOQ may have varied by instrument and quarter. For samples collected after 10/1/2013, samples are reported to a reporting limit (RL) of 0.0050 ug/L for PFOA. For samples collected after 6/30/2016, each target compound RL is 0.0020 ug/L. J = Analyte present, reported value may not be accurate or precise; UJ = Not detected, reporting limit may not be accurate or precise; B = Not detected substantially above the level reported in the laboratory or field blanks. Samples identified as BED1 were collected after the first carbon bed. Samples identified as BED2 were collected after the second carbon bed and represent the treated water. All other samples collected were prior to treatment. Samples identified with -D or DUP are duplicate samples. Starting with the 3Q20 samples, the samples are analyzed by EPA Method 537.1. Prior to 3Q20, the samples were analyzed by a modified method 537.

**Table 2. Residential Granular Activated Carbon (GAC) Treatment System  
Results – Chemours Chambers Works, Deepwater, New Jersey**

Field Sample ID	Date	PFOA	PFOS	PFNA	Comments
BED1-DUP	9/16/2020	<0.0020	<0.0020	<0.0020	
BED1	6/26/2020	<0.0020	<0.0020	<0.0020	
BED1	3/16/2020	<0.0020	<0.0020	<0.0020	
BED1	11/25/2019	<0.0020	<0.0020	<0.0020	
PT	8/28/2019	0.066	0.0035	0.011	
BED1	8/28/2019	<0.0020	<0.0020	<0.0020	
BED1	5/16/2019	<0.0020	<0.0020	<0.0020	
BED1	3/14/2019	<0.0020	<0.0020	<0.0020	
BED1	12/6/2018	<0.0020	<0.0020	<0.0020	
PT	8/24/2018	0.073	0.0030	0.011	
BED1	8/24/2018	<0.0020	<0.0020	<0.0020	
BED1	5/17/2018	<0.0020	<0.0020	<0.0020	
BED1	3/22/2018	<0.0020	<0.0020	<0.0020	
BED1	12/21/2017	<0.0020	<0.0020	<0.0020	
PT	9/21/2017	0.073	0.004	0.011	
BED1	9/21/2017	<0.0020	<0.0020	<0.0020	
BED1-DUP	9/21/2017	<0.0020	<0.0020	<0.0020	
BED1	6/28/2017	<0.0020	<0.0020	<0.0020	

Concentrations in ug/L. Concentrations are rounded by the laboratory and reported to two significant figures. For samples collected prior to 10/1/2013, results for PFOA are reported under the following protocol: ND < LOD < NQ < LOQ where ND = Not Detected, NQ = Not Quantifiable, LOD = Limit of Detection, LOQ = Limit of Quantitation; the LOD/LOQ may have varied by instrument and quarter. For samples collected after 10/1/2013, samples are reported to a reporting limit (RL) of 0.0050 ug/L for PFOA. For samples collected after 6/30/2016, each target compound RL is 0.0020 ug/L. J = Analyte present, reported value may not be accurate or precise; UJ = Not detected, reporting limit may not be accurate or precise; B = Not detected substantially above the level reported in the laboratory or field blanks. Samples identified as BED1 were collected after the first carbon bed. Samples identified as BED2 were collected after the second carbon bed and represent the treated water. All other samples collected were prior to treatment. Samples identified with -D or DUP are duplicate samples. Starting with the 3Q20 samples, the samples are analyzed by EPA Method 537.1. Prior to 3Q20, the samples were analyzed by a modified method 537.

**Table 2. Residential Granular Activated Carbon (GAC) Treatment System  
Results – Chemours Chambers Works, Deepwater, New Jersey**

Field Sample ID	Date	PFOA	PFOS	PFNA	Comments
	12/14/2016	0.068 J	0.0046 J	0.0079 J	GAC installed 02/17/2017.
-DUP	12/14/2016	0.067	0.0045	0.0077	GAC installed 02/17/2017.
<b>Location: 135</b>					
PT	8/17/2020	0.073	<0.0020	0.0038	
BED1	8/17/2020	<0.0020	<0.0020	<0.0020	
BED1	6/25/2020	<0.0020	<0.0020	<0.0020	
BED1	2/12/2020	<0.0020	<0.0020	<0.0020	
BED1	11/11/2019	<0.0020	<0.0020	<0.0020	
PT	9/6/2019	0.091	<0.0020	0.0034	
BED1	9/6/2019	<0.0020	<0.0020	<0.0020	
BED1-DUP	9/6/2019	<0.0020	<0.0020	<0.0020	
BED1	6/27/2019	<0.0020	<0.0020	<0.0020	
BED1	3/25/2019	<0.0020	<0.0020	<0.0020	
BED1	11/12/2018	<0.0020	<0.0020	<0.0020	
PT	8/20/2018	0.10	0.0021	0.0034	
BED1	8/20/2018	<0.0020	<0.0020	<0.0020	
BED1	5/22/2018	<0.0020	<0.0020	<0.0020	
BED1	3/20/2018	<0.0020	<0.0020	<0.0020	

Concentrations in ug/L. Concentrations are rounded by the laboratory and reported to two significant figures. For samples collected prior to 10/1/2013, results for PFOA are reported under the following protocol: ND < LOD < NQ < LOQ where ND = Not Detected, NQ = Not Quantifiable, LOD = Limit of Detection, LOQ = Limit of Quantitation; the LOD/LOQ may have varied by instrument and quarter. For samples collected after 10/1/2013, samples are reported to a reporting limit (RL) of 0.0050 ug/L for PFOA. For samples collected after 6/30/2016, each target compound RL is 0.0020 ug/L. J = Analyte present, reported value may not be accurate or precise; UJ = Not detected, reporting limit may not be accurate or precise; B = Not detected substantially above the level reported in the laboratory or field blanks. Samples identified as BED1 were collected after the first carbon bed. Samples identified as BED2 were collected after the second carbon bed and represent the treated water. All other samples collected were prior to treatment. Samples identified with -D or DUP are duplicate samples. Starting with the 3Q20 samples, the samples are analyzed by EPA Method 537.1. Prior to 3Q20, the samples were analyzed by a modified method 537.

**Table 2. Residential Granular Activated Carbon (GAC) Treatment System  
Results – Chemours Chambers Works, Deepwater, New Jersey**

Field Sample ID	Date	PFOA	PFOS	PFNA	Comments
BED1	12/12/2017	0.12	0.0025	0.0039	
BED2	12/12/2017	<0.0020	<0.0020	<0.0020	
PT	9/20/2017	0.12	0.0026	0.0032	
BED1	9/20/2017	<0.0020	<0.0020	<0.0020	
BED1	6/27/2017	<0.0020	<0.0020	<0.0020	
	2/3/2017	0.13 J	0.0032 J	0.0031	GAC installed 03/29/2017.
<b>Location: 136</b>					
PT	8/3/2020	0.052	<0.002	0.0035	
BED1	8/3/2020	<0.002	<0.002	<0.002	
BED1	6/4/2020	<0.0020	<0.0020	<0.0020	
BED1	1/29/2020	<0.0020	<0.0020	<0.0020	
BED1	10/16/2019	<0.0020	<0.0020	<0.0020	
PT	7/30/2019	0.046	<0.0020	0.0026	
BED1	7/30/2019	<0.0020	<0.0020	<0.0020	
BED1	4/22/2019	<0.0020	<0.0020	<0.0020	
BED1	2/11/2019	<0.0020	<0.0020	<0.0020	
BED1	11/13/2018	<0.0020	<0.0020	<0.0020	
PT	8/28/2018	0.052	<0.0020	<0.0020	

Concentrations in ug/L. Concentrations are rounded by the laboratory and reported to two significant figures. For samples collected prior to 10/1/2013, results for PFOA are reported under the following protocol: ND < LOD < NQ < LOQ where ND = Not Detected, NQ = Not Quantifiable, LOD = Limit of Detection, LOQ = Limit of Quantitation; the LOD/LOQ may have varied by instrument and quarter. For samples collected after 10/1/2013, samples are reported to a reporting limit (RL) of 0.0050 ug/L for PFOA. For samples collected after 6/30/2016, each target compound RL is 0.0020 ug/L. J = Analyte present, reported value may not be accurate or precise; UJ = Not detected, reporting limit may not be accurate or precise; B = Not detected substantially above the level reported in the laboratory or field blanks. Samples identified as BED1 were collected after the first carbon bed. Samples identified as BED2 were collected after the second carbon bed and represent the treated water. All other samples collected were prior to treatment. Samples identified with -D or DUP are duplicate samples. Starting with the 3Q20 samples, the samples are analyzed by EPA Method 537.1. Prior to 3Q20, the samples were analyzed by a modified method 537.

**Table 2. Residential Granular Activated Carbon (GAC) Treatment System  
Results – Chemours Chambers Works, Deepwater, New Jersey**

Field Sample ID	Date	PFOA	PFOS	PFNA	Comments
BED1	8/28/2018	<0.0020	<0.0020	<0.0020	
BED1	5/21/2018	<0.0020	<0.0020	<0.0020	
BED1	3/14/2018	<0.0020	<0.0020	<0.0020	
BED1	12/12/2017	<0.0020	<0.0020	<0.0020	
PT	9/29/2017	0.055	<0.0020	<0.0020	Carbon Changeout 08/23/2017 - Fe.
BED1	9/29/2017	<0.0020	<0.0020	<0.0020	Carbon Changeout 08/23/2017 - Fe.
BED1	6/23/2017	<0.0020	<0.0020	<0.0020	
	2/3/2017	0.045 J	<0.0020 U	<0.0020 U	GAC installed 03/07/2017.
<b>Location: 140</b>					
PT	9/9/2020	0.063	0.011	0.019	
BED1	9/9/2020	<0.0020	<0.0020	<0.0020	
BED1	6/26/2020	<0.0020	<0.0020	<0.0020	
BED1	3/11/2020	<0.0020	<0.0020	<0.0020	
BED1	12/4/2019	<0.0020	<0.0020	<0.0020	
PT	9/13/2019	0.078	0.012	0.020	
BED1	9/13/2019	<0.0020	<0.0020	<0.0020	
BED1-DUP	9/13/2019	<0.0020	<0.0020	<0.0020	
BED1	4/26/2019	<0.0020	<0.0020	<0.0020	

Concentrations in ug/L. Concentrations are rounded by the laboratory and reported to two significant figures. For samples collected prior to 10/1/2013, results for PFOA are reported under the following protocol: ND < LOD < NQ < LOQ where ND = Not Detected, NQ = Not Quantifiable, LOD = Limit of Detection, LOQ = Limit of Quantitation; the LOD/LOQ may have varied by instrument and quarter. For samples collected after 10/1/2013, samples are reported to a reporting limit (RL) of 0.0050 ug/L for PFOA. For samples collected after 6/30/2016, each target compound RL is 0.0020 ug/L. J = Analyte present, reported value may not be accurate or precise; UJ = Not detected, reporting limit may not be accurate or precise; B = Not detected substantially above the level reported in the laboratory or field blanks. Samples identified as BED1 were collected after the first carbon bed. Samples identified as BED2 were collected after the second carbon bed and represent the treated water. All other samples collected were prior to treatment. Samples identified with -D or DUP are duplicate samples. Starting with the 3Q20 samples, the samples are analyzed by EPA Method 537.1. Prior to 3Q20, the samples were analyzed by a modified method 537.

**Table 2. Residential Granular Activated Carbon (GAC) Treatment System  
Results – Chemours Chambers Works, Deepwater, New Jersey**

Field Sample ID	Date	PFOA	PFOS	PFNA	Comments
BED1	2/15/2019	<0.0020	<0.0020	<0.0020	
BED1	11/13/2018	<0.0020	<0.0020	<0.0020	
PT	9/17/2018	0.060	0.011	0.015	
BED1	9/17/2018	<0.0020	<0.0020	<0.0020	
BED1	6/15/2018	<0.0020	<0.0020	<0.0020	
BED1	3/6/2018	<0.0020	<0.0020	<0.0020	
BED1	12/15/2017	<0.0020	<0.0020	<0.0020	
PT	9/29/2017	0.077	0.009	0.012	
BED1	9/29/2017	<0.0020	<0.0020	<0.0020	
	2/14/2017	0.088	0.01	0.014	GAC installed 04/19/2017.
<b>Location: 142</b>					
PT	8/26/2020	0.053	<0.0020	0.0042	
BED1	8/26/2020	<0.0020	<0.0020	<0.0020	
BED1	6/17/2020	<0.0020	<0.0020	<0.0020	
BED1	2/5/2020	<0.0020	<0.0020	<0.0020	
BED1	10/24/2019	<0.0020	<0.0020	<0.0020	
PT	8/20/2019	0.068	<0.0020	0.0037	
BED1	8/20/2019	<0.0020	<0.0020	<0.0020	

Concentrations in ug/L. Concentrations are rounded by the laboratory and reported to two significant figures. For samples collected prior to 10/1/2013, results for PFOA are reported under the following protocol: ND < LOD < NQ < LOQ where ND = Not Detected, NQ = Not Quantifiable, LOD = Limit of Detection, LOQ = Limit of Quantitation; the LOD/LOQ may have varied by instrument and quarter. For samples collected after 10/1/2013, samples are reported to a reporting limit (RL) of 0.0050 ug/L for PFOA. For samples collected after 6/30/2016, each target compound RL is 0.0020 ug/L. J = Analyte present, reported value may not be accurate or precise; UJ = Not detected, reporting limit may not be accurate or precise; B = Not detected substantially above the level reported in the laboratory or field blanks. Samples identified as BED1 were collected after the first carbon bed. Samples identified as BED2 were collected after the second carbon bed and represent the treated water. All other samples collected were prior to treatment. Samples identified with -D or DUP are duplicate samples. Starting with the 3Q20 samples, the samples are analyzed by EPA Method 537.1. Prior to 3Q20, the samples were analyzed by a modified method 537.



**Table 2. Residential Granular Activated Carbon (GAC) Treatment System  
Results – Chemours Chambers Works, Deepwater, New Jersey**

Field Sample ID	Date	PFOA	PFOS	PFNA	Comments
BED1	4/26/2019	<0.0020	<0.0020	<0.0020	
BED1	2/25/2019	<0.0020	<0.0020	<0.0020	
BED1	11/27/2018	<0.0020	<0.0020	<0.0020	
PT	8/2/2018	0.071	<0.0020	0.0048	
BED1	8/2/2018	<0.0020	<0.0020	<0.0020	
BED1	5/8/2018	<0.0020	<0.0020	<0.0020	
BED1	2/22/2018	<0.0020 UJ	<0.0020 UJ	<0.0020 UJ	
BED1	12/12/2017	<0.0020	<0.0020	<0.0020	
PT	9/7/2017	0.13	0.006	0.031	
BED1	9/7/2017	<0.0020	<0.0020	<0.0020	
BED1	6/27/2017	<0.0020	<0.0020	<0.0020	
	2/14/2017	0.082	<0.0020	0.0023	GAC installed 03/22/2017.
<b>Location: 149</b>					
PT	8/11/2020	0.064	0.0041	0.0029	
BED1	8/11/2020	<0.0020	<0.0020	<0.0020	
BED1	6/5/2020	<0.0020	<0.0020	<0.0020	
BED1	2/5/2020	<0.0020	<0.0020	<0.0020	
BED1	10/25/2019	<0.0020	<0.0020	<0.0020	

Concentrations in ug/L. Concentrations are rounded by the laboratory and reported to two significant figures. For samples collected prior to 10/1/2013, results for PFOA are reported under the following protocol: ND < LOD < NQ < LOQ where ND = Not Detected, NQ = Not Quantifiable, LOD = Limit of Detection, LOQ = Limit of Quantitation; the LOD/LOQ may have varied by instrument and quarter. For samples collected after 10/1/2013, samples are reported to a reporting limit (RL) of 0.0050 ug/L for PFOA. For samples collected after 6/30/2016, each target compound RL is 0.0020 ug/L. J = Analyte present, reported value may not be accurate or precise; UJ = Not detected, reporting limit may not be accurate or precise; B = Not detected substantially above the level reported in the laboratory or field blanks. Samples identified as BED1 were collected after the first carbon bed. Samples identified as BED2 were collected after the second carbon bed and represent the treated water. All other samples collected were prior to treatment. Samples identified with -D or DUP are duplicate samples. Starting with the 3Q20 samples, the samples are analyzed by EPA Method 537.1. Prior to 3Q20, the samples were analyzed by a modified method 537.

**Table 2. Residential Granular Activated Carbon (GAC) Treatment System  
Results – Chemours Chambers Works, Deepwater, New Jersey**

Field Sample ID	Date	PFOA	PFOS	PFNA	Comments
PT	8/1/2019	0.072	0.0049	0.0037	
BED1	8/1/2019	<0.0020	<0.0020	<0.0020	
BED1	4/23/2019	<0.0020	<0.0020	<0.0020	
BED1	2/15/2019	<0.0020	<0.0020	<0.0020	
BED1-DUP	2/15/2019	<0.0020	<0.0020	<0.0020	
BED1	11/14/2018	<0.0020	<0.0020	<0.0020	
BED1-DUP	11/14/2018	<0.0020	<0.0020	<0.0020	
PT	9/17/2018	0.065	0.0092	0.0048	
BED1	9/17/2018	<0.0020	<0.0020	<0.0020	
BED1-DUP	9/17/2018	<0.0020	<0.0020	<0.0020	
BED1	6/25/2018	<0.0020	<0.0020	<0.0020	
BED1-DUP	6/25/2018	<0.0020	<0.0020	<0.0020	
BED1	3/23/2018	<0.0020	<0.0020	<0.0020	
BED1-DUP	3/23/2018	<0.0020	<0.0020	<0.0020	
BED1	12/15/2017	<0.0020	<0.0020	<0.0020	
BED1-DUP	12/15/2017	<0.0020	<0.0020	<0.0020	
PT	9/20/2017	0.072	0.0091	0.0064	
BED1	9/20/2017	<0.0020	<0.0020	<0.0020	
-DUP	2/20/2017	0.06	0.0085	0.0036	GAC installed 04/21/2017.

Concentrations in ug/L. Concentrations are rounded by the laboratory and reported to two significant figures. For samples collected prior to 10/1/2013, results for PFOA are reported under the following protocol: ND < LOD < NQ < LOQ where ND = Not Detected, NQ = Not Quantifiable, LOD = Limit of Detection, LOQ = Limit of Quantitation; the LOD/LOQ may have varied by instrument and quarter. For samples collected after 10/1/2013, samples are reported to a reporting limit (RL) of 0.0050 ug/L for PFOA. For samples collected after 6/30/2016, each target compound RL is 0.0020 ug/L. J = Analyte present, reported value may not be accurate or precise; UJ = Not detected, reporting limit may not be accurate or precise; B = Not detected substantially above the level reported in the laboratory or field blanks. Samples identified as BED1 were collected after the first carbon bed. Samples identified as BED2 were collected after the second carbon bed and represent the treated water. All other samples collected were prior to treatment. Samples identified with -D or DUP are duplicate samples. Starting with the 3Q20 samples, the samples are analyzed by EPA Method 537.1. Prior to 3Q20, the samples were analyzed by a modified method 537.

**Table 2. Residential Granular Activated Carbon (GAC) Treatment System  
Results – Chemours Chambers Works, Deepwater, New Jersey**

Field Sample ID	Date	PFOA	PFOS	PFNA	Comments
	2/20/2017	0.061	0.0083	0.0038	GAC installed 04/21/2017.
<b>Location: 154</b>					
PT	8/17/2020	0.055	0.0021	0.0073	
BED1	8/17/2020	<0.0020	<0.0020	<0.0020	
BED1	6/4/2020	<0.0020	<0.0020	<0.0020	
BED1	1/22/2020	<0.0020	<0.0020	<0.0020	
PT	9/19/2019	0.060	0.0022	0.0069	
BED1	9/19/2019	<0.0020	<0.0020	<0.0020	
BED1	6/7/2019	<0.0020	<0.0020	<0.0020	
BED1-DUP	6/7/2019	<0.0020	<0.0020	<0.0020	
BED1	3/12/2019	<0.0020	<0.0020	<0.0020	
BED1	11/28/2018	<0.0020	<0.0020	<0.0020	
PT	9/13/2018	0.063	0.0024	0.0061	
BED1	9/13/2018	<0.0020	<0.0020	<0.0020	
BED1	6/5/2018	<0.0020	<0.0020	<0.0020	
BED1	3/23/2018	<0.0020	<0.0020	<0.0020	
BED1	12/14/2017	<0.0020	<0.0020	<0.0020	
PT	9/6/2017	0.062	0.0027	0.0059	

Concentrations in ug/L. Concentrations are rounded by the laboratory and reported to two significant figures. For samples collected prior to 10/1/2013, results for PFOA are reported under the following protocol: ND < LOD < NQ < LOQ where ND = Not Detected, NQ = Not Quantifiable, LOD = Limit of Detection, LOQ = Limit of Quantitation; the LOD/LOQ may have varied by instrument and quarter. For samples collected after 10/1/2013, samples are reported to a reporting limit (RL) of 0.0050 ug/L for PFOA. For samples collected after 6/30/2016, each target compound RL is 0.0020 ug/L. J = Analyte present, reported value may not be accurate or precise; UJ = Not detected, reporting limit may not be accurate or precise; B = Not detected substantially above the level reported in the laboratory or field blanks. Samples identified as BED1 were collected after the first carbon bed. Samples identified as BED2 were collected after the second carbon bed and represent the treated water. All other samples collected were prior to treatment. Samples identified with -D or DUP are duplicate samples. Starting with the 3Q20 samples, the samples are analyzed by EPA Method 537.1. Prior to 3Q20, the samples were analyzed by a modified method 537.

**Table 2. Residential Granular Activated Carbon (GAC) Treatment System  
Results – Chemours Chambers Works, Deepwater, New Jersey**

Field Sample ID	Date	PFOA	PFOS	PFNA	Comments
BED1	9/6/2017	<0.0020	<0.0020	<0.0020	
	2/27/2017	0.059	0.0027	0.0053	GAC installed 04/03/2017.
<b>Location: 155</b>					
PT	8/11/2020	0.018	<0.0020	<0.0020	Split sampling for method comparison.
PT	8/11/2020	0.018	<0.0020	<0.0020	
BED1	8/11/2020	<0.0020	<0.0020	<0.0020	
BED1	8/11/2020	<0.0020	<0.0020	<0.0020	Split sampling for method comparison.
BED1	6/16/2020	<0.0020	<0.0020	<0.0020	
BED1	2/28/2020	<0.0020	<0.0020	<0.0020	
BED1	11/19/2019	<0.0020	<0.0020	<0.0020	
PT	9/13/2019	0.0094	<0.0020	<0.0020	
BED1	9/13/2019	<0.0020	<0.0020	<0.0020	
BED1	5/21/2019	<0.0020	<0.0020	<0.0020	
BED1	2/25/2019	<0.0020	<0.0020	<0.0020	
BED1-DUP	2/25/2019	<0.0020	<0.0020	<0.0020	
BED1	12/3/2018	<0.0020	<0.0020	<0.0020	
BED1-DUP	12/3/2018	<0.0020	<0.0020	<0.0020	
PT	7/16/2018	0.0054	<0.0020	<0.0020	

Concentrations in ug/L. Concentrations are rounded by the laboratory and reported to two significant figures. For samples collected prior to 10/1/2013, results for PFOA are reported under the following protocol: ND < LOD < NQ < LOQ where ND = Not Detected, NQ = Not Quantifiable, LOD = Limit of Detection, LOQ = Limit of Quantitation; the LOD/LOQ may have varied by instrument and quarter. For samples collected after 10/1/2013, samples are reported to a reporting limit (RL) of 0.0050 ug/L for PFOA. For samples collected after 6/30/2016, each target compound RL is 0.0020 ug/L. J = Analyte present, reported value may not be accurate or precise; UJ = Not detected, reporting limit may not be accurate or precise; B = Not detected substantially above the level reported in the laboratory or field blanks. Samples identified as BED1 were collected after the first carbon bed. Samples identified as BED2 were collected after the second carbon bed and represent the treated water. All other samples collected were prior to treatment. Samples identified with -D or DUP are duplicate samples. Starting with the 3Q20 samples, the samples are analyzed by EPA Method 537.1. Prior to 3Q20, the samples were analyzed by a modified method 537.

**Table 2. Residential Granular Activated Carbon (GAC) Treatment System  
Results – Chemours Chambers Works, Deepwater, New Jersey**

Field Sample ID	Date	PFOA	PFOS	PFNA	Comments
BED1	7/16/2018	<0.0020	<0.0020	<0.0020	
BED1	4/18/2018	<0.0020	<0.0020	<0.0020	
BED1-DUP	4/18/2018	<0.0020	<0.0020	<0.0020	
	2/27/2017	0.015	<0.0020	<0.0020	GAC installed 02/07/2018.
<b>Location: 161</b>					
BED1	6/9/2020	<0.0020	<0.0020	<0.0020	
BED1	2/19/2020	<0.0020	<0.0020	<0.0020	
BED1	10/23/2019	<0.0020	<0.0020	<0.0020	
PT	8/21/2019	0.10	0.032	0.025	
BED1	8/21/2019	<0.0020	<0.0020	<0.0020	
BED1	5/9/2019	<0.0020	<0.0020	<0.0020	
BED1	1/29/2019	<0.0020	<0.0020	<0.0020	
BED1	11/5/2018	<0.0020	<0.0020	<0.0020	
PT	7/30/2018	0.077	0.022	0.015	
BED1	7/30/2018	<0.0020	<0.0020	<0.0020	
BED1	5/8/2018	<0.0020	<0.0020	<0.0020	
BED1	2/28/2018	<0.0020	<0.0020	<0.0020	
BED1	12/12/2017	<0.0020	<0.0020	<0.0020	

Concentrations in ug/L. Concentrations are rounded by the laboratory and reported to two significant figures. For samples collected prior to 10/1/2013, results for PFOA are reported under the following protocol: ND < LOD < NQ < LOQ where ND = Not Detected, NQ = Not Quantifiable, LOD = Limit of Detection, LOQ = Limit of Quantitation; the LOD/LOQ may have varied by instrument and quarter. For samples collected after 10/1/2013, samples are reported to a reporting limit (RL) of 0.0050 ug/L for PFOA. For samples collected after 6/30/2016, each target compound RL is 0.0020 ug/L. J = Analyte present, reported value may not be accurate or precise; UJ = Not detected, reporting limit may not be accurate or precise; B = Not detected substantially above the level reported in the laboratory or field blanks. Samples identified as BED1 were collected after the first carbon bed. Samples identified as BED2 were collected after the second carbon bed and represent the treated water. All other samples collected were prior to treatment. Samples identified with -D or DUP are duplicate samples. Starting with the 3Q20 samples, the samples are analyzed by EPA Method 537.1. Prior to 3Q20, the samples were analyzed by a modified method 537.

**Table 2. Residential Granular Activated Carbon (GAC) Treatment System  
Results – Chemours Chambers Works, Deepwater, New Jersey**

Field Sample ID	Date	PFOA	PFOS	PFNA	Comments
PT	9/20/2017	0.085	0.026	0.019	
BED1	9/20/2017	<0.0020	<0.0020	<0.0020	
BED1-DUP	9/20/2017	<0.0020	<0.0020	<0.0020	
-DUP	3/23/2017	0.079	0.022	0.022	GAC installed 05/10/2017.
	3/23/2017	0.079	0.022	0.022	GAC installed 05/10/2017.
<b>Location: 162</b>					
PT	9/2/2020	0.059 J	0.0065 J	0.0082 J	
BED1	9/2/2020	<0.0020	<0.0020	<0.0020	
BED1-DUP	9/2/2020	<0.0020	<0.0020	<0.0020	
BED1	6/12/2020	<0.0020	<0.0020	<0.0020	
BED1	2/20/2020	<0.0020	<0.0020	<0.0020	
BED1	11/13/2019	<0.0020	<0.0020	<0.0020	
PT	9/11/2019	0.051	0.0053	0.0043	
BED1	9/11/2019	<0.0020	<0.0020	<0.0020	
BED1-DUP	9/11/2019	<0.0020	<0.0020	<0.0020	
BED1	5/15/2019	<0.0020	<0.0020	<0.0020	
BED1	3/26/2019	<0.0020	<0.0020	<0.0020	
BED1	11/27/2018	<0.0020	<0.0020	<0.0020	

Concentrations in ug/L. Concentrations are rounded by the laboratory and reported to two significant figures. For samples collected prior to 10/1/2013, results for PFOA are reported under the following protocol: ND < LOD < NQ < LOQ where ND = Not Detected, NQ = Not Quantifiable, LOD = Limit of Detection, LOQ = Limit of Quantitation; the LOD/LOQ may have varied by instrument and quarter. For samples collected after 10/1/2013, samples are reported to a reporting limit (RL) of 0.0050 ug/L for PFOA. For samples collected after 6/30/2016, each target compound RL is 0.0020 ug/L. J = Analyte present, reported value may not be accurate or precise; UJ = Not detected, reporting limit may not be accurate or precise; B = Not detected substantially above the level reported in the laboratory or field blanks. Samples identified as BED1 were collected after the first carbon bed. Samples identified as BED2 were collected after the second carbon bed and represent the treated water. All other samples collected were prior to treatment. Samples identified with -D or DUP are duplicate samples. Starting with the 3Q20 samples, the samples are analyzed by EPA Method 537.1. Prior to 3Q20, the samples were analyzed by a modified method 537.

**Table 2. Residential Granular Activated Carbon (GAC) Treatment System  
Results – Chemours Chambers Works, Deepwater, New Jersey**

Field Sample ID	Date	PFOA	PFOS	PFNA	Comments
PT	8/2/2018	0.047	0.0036	0.0028	
BED1	8/2/2018	<0.0020	<0.0020	<0.0020	
BED1	4/25/2018	<0.0020	<0.0020	<0.0020	
BED1	2/21/2018	<0.0020 UJ	<0.0020 UJ	<0.0020 UJ	
BED1	12/11/2017	0.0022	<0.0020	<0.0020	
BED2	12/11/2017	<0.0020	<0.0020	<0.0020	
PT	9/27/2017	0.075	0.0033	0.0045 B	
BED1	9/27/2017	<0.0020	<0.0020	<0.0020	
	3/28/2017	0.065	0.0044	0.0035	GAC installed 05/11/2017.
<b>Location: 164</b>					
PT	8/19/2020	<0.0020	<0.0020	<0.0020	
BED1	8/19/2020	<0.0020	<0.0020	<0.0020	
BED1	6/11/2020	<0.0020	<0.0020	<0.0020	
BED1	2/17/2020	<0.0020	<0.0020	<0.0020	
BED1	11/11/2019	<0.0020	<0.0020	<0.0020	
PT	9/6/2019	0.079	<0.0020	0.0027	
BED1	9/6/2019	<0.0020	<0.0020	<0.0020	
BED1	5/30/2019	<0.0020	<0.0020	<0.0020	

Concentrations in ug/L. Concentrations are rounded by the laboratory and reported to two significant figures. For samples collected prior to 10/1/2013, results for PFOA are reported under the following protocol: ND < LOD < NQ < LOQ where ND = Not Detected, NQ = Not Quantifiable, LOD = Limit of Detection, LOQ = Limit of Quantitation; the LOD/LOQ may have varied by instrument and quarter. For samples collected after 10/1/2013, samples are reported to a reporting limit (RL) of 0.0050 ug/L for PFOA. For samples collected after 6/30/2016, each target compound RL is 0.0020 ug/L. J = Analyte present, reported value may not be accurate or precise; UJ = Not detected, reporting limit may not be accurate or precise; B = Not detected substantially above the level reported in the laboratory or field blanks. Samples identified as BED1 were collected after the first carbon bed. Samples identified as BED2 were collected after the second carbon bed and represent the treated water. All other samples collected were prior to treatment. Samples identified with -D or DUP are duplicate samples. Starting with the 3Q20 samples, the samples are analyzed by EPA Method 537.1. Prior to 3Q20, the samples were analyzed by a modified method 537.

**Table 2. Residential Granular Activated Carbon (GAC) Treatment System  
Results – Chemours Chambers Works, Deepwater, New Jersey**

Field Sample ID	Date	PFOA	PFOS	PFNA	Comments
BED1	3/27/2019	<0.0020	<0.0020	<0.0020	
BED1-DUP	3/27/2019	<0.0020	<0.0020	<0.0020	
BED1	11/12/2018	<0.0020	<0.0020	<0.0020	
BED1-DUP	11/12/2018	<0.0020	<0.0020	<0.0020	
PT	8/16/2018	0.073	<0.0020	0.0022	
BED1	8/16/2018	<0.0020	<0.0020	<0.0020	
BED1-DUP	8/16/2018	<0.0020	<0.0020	<0.0020	
BED1	5/16/2018	<0.0020	<0.0020	<0.0020	
BED1-DUP	5/16/2018	<0.0020	<0.0020	<0.0020	
BED1	3/22/2018	<0.0020	<0.0020	<0.0020	
BED1-DUP	3/22/2018	<0.0020	<0.0020	<0.0020	
BED1	12/22/2017	<0.0020	<0.0020	<0.0020	Carbon Changeout 11/02/2017 - Fe.
BED1-DUP	12/22/2017	<0.0020	<0.0020	<0.0020	Carbon Changeout 11/02/2017 - Fe.
	4/11/2017	0.068	<0.0020	<0.0020	GAC installed 08/03/2017.
<b>Location: 169</b>					
PT	8/31/2020	0.14	0.044	0.016	
BED1	8/31/2020	<0.0020	<0.0020	<0.0020	
BED1	6/18/2020	<0.0020	<0.0020	<0.0020	

Concentrations in ug/L. Concentrations are rounded by the laboratory and reported to two significant figures. For samples collected prior to 10/1/2013, results for PFOA are reported under the following protocol: ND < LOD < NQ < LOQ where ND = Not Detected, NQ = Not Quantifiable, LOD = Limit of Detection, LOQ = Limit of Quantitation; the LOD/LOQ may have varied by instrument and quarter. For samples collected after 10/1/2013, samples are reported to a reporting limit (RL) of 0.0050 ug/L for PFOA. For samples collected after 6/30/2016, each target compound RL is 0.0020 ug/L. J = Analyte present, reported value may not be accurate or precise; UJ = Not detected, reporting limit may not be accurate or precise; B = Not detected substantially above the level reported in the laboratory or field blanks. Samples identified as BED1 were collected after the first carbon bed. Samples identified as BED2 were collected after the second carbon bed and represent the treated water. All other samples collected were prior to treatment. Samples identified with -D or DUP are duplicate samples. Starting with the 3Q20 samples, the samples are analyzed by EPA Method 537.1. Prior to 3Q20, the samples were analyzed by a modified method 537.



**Table 2. Residential Granular Activated Carbon (GAC) Treatment System  
Results – Chemours Chambers Works, Deepwater, New Jersey**

Field Sample ID	Date	PFOA	PFOS	PFNA	Comments
BED1	2/26/2020	<0.0020	<0.0020	<0.0020	
BED1	11/25/2019	<0.0020	<0.0020	<0.0020	
PT	8/29/2019	0.12	0.059	0.014	
BED1	8/29/2019	<0.0020	<0.0020	<0.0020	
BED1	5/29/2019	<0.0020	<0.0020	<0.0020	
BED1-DUP	5/29/2019	<0.0020	<0.0020	<0.0020	
BED1	3/13/2019	<0.0020	<0.0020	<0.0020	
BED1	11/12/2018	<0.0020	<0.0020	<0.0020	
PT	8/15/2018	0.079	0.092	0.016	
BED1	8/15/2018	<0.0020	<0.0020	<0.0020	
BED1	5/9/2018	<0.0020	<0.0020	<0.0020	
BED1	2/28/2018	<0.0020	<0.0020	<0.0020	
BED1	12/12/2017	<0.0020	<0.0020	<0.0020	Carbon Changeout 08/23/2017 - Fe.
	5/17/2017	0.085 J	0.055 J	0.011 J	GAC installed 07/06/2017.
<b>Location: 170</b>					
PT	8/25/2020	0.043	0.0023	0.0038	
BED1	8/25/2020	<0.0020	<0.0020	<0.0020	
BED1	6/18/2020	<0.0020	<0.0020	<0.0020	

Concentrations in ug/L. Concentrations are rounded by the laboratory and reported to two significant figures. For samples collected prior to 10/1/2013, results for PFOA are reported under the following protocol: ND < LOD < NQ < LOQ where ND = Not Detected, NQ = Not Quantifiable, LOD = Limit of Detection, LOQ = Limit of Quantitation; the LOD/LOQ may have varied by instrument and quarter. For samples collected after 10/1/2013, samples are reported to a reporting limit (RL) of 0.0050 ug/L for PFOA. For samples collected after 6/30/2016, each target compound RL is 0.0020 ug/L. J = Analyte present, reported value may not be accurate or precise; UJ = Not detected, reporting limit may not be accurate or precise; B = Not detected substantially above the level reported in the laboratory or field blanks. Samples identified as BED1 were collected after the first carbon bed. Samples identified as BED2 were collected after the second carbon bed and represent the treated water. All other samples collected were prior to treatment. Samples identified with -D or DUP are duplicate samples. Starting with the 3Q20 samples, the samples are analyzed by EPA Method 537.1. Prior to 3Q20, the samples were analyzed by a modified method 537.

**Table 2. Residential Granular Activated Carbon (GAC) Treatment System  
Results – Chemours Chambers Works, Deepwater, New Jersey**

Field Sample ID	Date	PFOA	PFOS	PFNA	Comments
BED1	2/27/2020	<0.0020	<0.0020	<0.0020	
BED1	11/22/2019	<0.0020	<0.0020	<0.0020	
PT	8/21/2019	0.064	0.0049	0.0067	
BED1	8/21/2019	<0.0020	<0.0020	<0.0020	
BED1	5/8/2019	<0.0020	<0.0020	<0.0020	
BED1-DUP	5/8/2019	<0.0020	<0.0020	<0.0020	
BED1	3/11/2019	<0.0020	<0.0020	<0.0020	
BED1	11/27/2018	<0.0020	<0.0020	<0.0020	
PT	8/21/2018	0.066	0.0046	0.0069	
BED1	8/21/2018	<0.0020	<0.0020	<0.0020	
BED1	5/31/2018	<0.0020	<0.0020	<0.0020	
BED1	3/16/2018	<0.0020	<0.0020	<0.0020	
BED1	12/14/2017	<0.0020	<0.0020	<0.0020	
	5/17/2017	0.063 J	0.0047 J	0.0048 J	GAC installed 07/05/2017.
<b>Location: 171</b>					
PT	8/12/2020	0.29	0.0070	0.0085	
BED1	8/12/2020	<0.0020	<0.0020	<0.0020	
BED1	6/10/2020	<0.0020	<0.0020	<0.0020	

Concentrations in ug/L. Concentrations are rounded by the laboratory and reported to two significant figures. For samples collected prior to 10/1/2013, results for PFOA are reported under the following protocol: ND < LOD < NQ < LOQ where ND = Not Detected, NQ = Not Quantifiable, LOD = Limit of Detection, LOQ = Limit of Quantitation; the LOD/LOQ may have varied by instrument and quarter. For samples collected after 10/1/2013, samples are reported to a reporting limit (RL) of 0.0050 ug/L for PFOA. For samples collected after 6/30/2016, each target compound RL is 0.0020 ug/L. J = Analyte present, reported value may not be accurate or precise; UJ = Not detected, reporting limit may not be accurate or precise; B = Not detected substantially above the level reported in the laboratory or field blanks. Samples identified as BED1 were collected after the first carbon bed. Samples identified as BED2 were collected after the second carbon bed and represent the treated water. All other samples collected were prior to treatment. Samples identified with -D or DUP are duplicate samples. Starting with the 3Q20 samples, the samples are analyzed by EPA Method 537.1. Prior to 3Q20, the samples were analyzed by a modified method 537.

**Table 2. Residential Granular Activated Carbon (GAC) Treatment System  
Results – Chemours Chambers Works, Deepwater, New Jersey**

Field Sample ID	Date	PFOA	PFOS	PFNA	Comments
BED1	3/2/2020	<0.0020	<0.0020	<0.0020	
BED1-DUP	3/2/2020	<0.0020	<0.0020	<0.0020	
BED1	12/5/2019	<0.0020	<0.0020	<0.0020	
PT	9/3/2019	0.13	<0.0020	0.002	
BED1	9/3/2019	<0.0020	<0.0020	<0.0020	
BED1	6/25/2019	<0.0020	<0.0020	<0.0020	
BED1	2/19/2019	<0.0020	<0.0020	<0.0020	
BED1	11/28/2018	<0.0020	<0.0020	<0.0020	
PT	9/18/2018	0.082	0.0022	0.0028	
BED1	9/18/2018	<0.0020	<0.0020	<0.0020	
BED1	5/11/2018	<0.0020	<0.0020	<0.0020	
BED2	5/11/2018	<0.0020	<0.0020	<0.0020	
BED1	3/22/2018	<0.0020	<0.0020	<0.0020	
BED1	12/5/2017	<0.0020	<0.0020	<0.0020	
	5/17/2017	0.12 J	0.032 J	0.0027 J	GAC installed 07/31/2017.
<b>Location: 172</b>					
PT	8/19/2020	0.064	0.0023	0.0036	
BED1	8/19/2020	<0.0020 UJ	<0.0020 UJ	<0.0020 UJ	

Concentrations in ug/L. Concentrations are rounded by the laboratory and reported to two significant figures. For samples collected prior to 10/1/2013, results for PFOA are reported under the following protocol: ND < LOD < NQ < LOQ where ND = Not Detected, NQ = Not Quantifiable, LOD = Limit of Detection, LOQ = Limit of Quantitation; the LOD/LOQ may have varied by instrument and quarter. For samples collected after 10/1/2013, samples are reported to a reporting limit (RL) of 0.0050 ug/L for PFOA. For samples collected after 6/30/2016, each target compound RL is 0.0020 ug/L. J = Analyte present, reported value may not be accurate or precise; UJ = Not detected, reporting limit may not be accurate or precise; B = Not detected substantially above the level reported in the laboratory or field blanks. Samples identified as BED1 were collected after the first carbon bed. Samples identified as BED2 were collected after the second carbon bed and represent the treated water. All other samples collected were prior to treatment. Samples identified with -D or DUP are duplicate samples. Starting with the 3Q20 samples, the samples are analyzed by EPA Method 537.1. Prior to 3Q20, the samples were analyzed by a modified method 537.

**Table 2. Residential Granular Activated Carbon (GAC) Treatment System  
Results – Chemours Chambers Works, Deepwater, New Jersey**

Field Sample ID	Date	PFOA	PFOS	PFNA	Comments
BED1-DUP	8/19/2020	<0.0020	<0.0020	<0.0020	
BED1	6/11/2020	<0.0020	<0.0020	<0.0020	
BED1	2/26/2020	<0.0020	<0.0020	<0.0020	
BED1	11/20/2019	<0.0020	<0.0020	<0.0020	
PT	9/19/2019	0.063	0.0021	0.0028	
BED1	9/19/2019	<0.0020	<0.0020	<0.0020	
BED1	4/23/2019	<0.0020	<0.0020	<0.0020	
BED1	2/6/2019	<0.0020	<0.0020	<0.0020	
BED1	11/9/2018	<0.0020	<0.0020	<0.0020	
PT	8/13/2018	0.041	<0.0020	0.0021	
BED1	8/13/2018	<0.0020	<0.0020	<0.0020	
BED1	5/16/2018	<0.0020	<0.0020	<0.0020	
BED1	3/13/2018	<0.0020	<0.0020	<0.0020	
BED1	12/12/2017	<0.0020	<0.0020	<0.0020	Carbon Changeout 11/02/2017 - Fe.
	5/18/2017	0.058 B	0.019 B	0.0031 B	GAC installed 09/12/2017.
-DUP	5/18/2017	0.059 B	0.0097 B	0.003 B	GAC installed 09/12/2017.
<b>Location: 175</b>					
PT	9/21/2020	0.062	0.029	0.0069	

Concentrations in ug/L. Concentrations are rounded by the laboratory and reported to two significant figures. For samples collected prior to 10/1/2013, results for PFOA are reported under the following protocol: ND < LOD < NQ < LOQ where ND = Not Detected, NQ = Not Quantifiable, LOD = Limit of Detection, LOQ = Limit of Quantitation; the LOD/LOQ may have varied by instrument and quarter. For samples collected after 10/1/2013, samples are reported to a reporting limit (RL) of 0.0050 ug/L for PFOA. For samples collected after 6/30/2016, each target compound RL is 0.0020 ug/L. J = Analyte present, reported value may not be accurate or precise; UJ = Not detected, reporting limit may not be accurate or precise; B = Not detected substantially above the level reported in the laboratory or field blanks. Samples identified as BED1 were collected after the first carbon bed. Samples identified as BED2 were collected after the second carbon bed and represent the treated water. All other samples collected were prior to treatment. Samples identified with -D or DUP are duplicate samples. Starting with the 3Q20 samples, the samples are analyzed by EPA Method 537.1. Prior to 3Q20, the samples were analyzed by a modified method 537.

**Table 2. Residential Granular Activated Carbon (GAC) Treatment System  
Results – Chemours Chambers Works, Deepwater, New Jersey**

Field Sample ID	Date	PFOA	PFOS	PFNA	Comments
BED1	9/21/2020	<0.0020	<0.0020	<0.0020	
BED1	6/25/2020	<0.0020	<0.0020	<0.0020	
BED1	2/18/2020	<0.0020	<0.0020	<0.0020	
BED1	11/12/2019	<0.0020	<0.0020	<0.0020	
PT	8/23/2019	0.061	0.026	0.0086	
BED1	8/23/2019	<0.0020	<0.0020	<0.0020	
BED1	5/6/2019	<0.0020	<0.0020	<0.0020	
BED1	2/25/2019	<0.0020	<0.0020	<0.0020	
BED1	11/13/2018	<0.0020	<0.0020	<0.0020	
PT	8/28/2018	0.065	0.041	0.0070	
BED1	8/28/2018	<0.0020	<0.0020	<0.0020	
BED1	5/21/2018	<0.0020	<0.0020	<0.0020	
BED1	2/22/2018	<0.0020	<0.0020	<0.0020	
BED1	12/5/2017	<0.0020	<0.0020	<0.0020	
	5/30/2017	0.064	0.045	0.0071	GAC installed 08/01/2017.
<b>Location: 183</b>					
PT	8/12/2020	0.056	0.017	0.016	Split sampling for method comparison.
PT	8/12/2020	0.059	0.017	0.016	

Concentrations in ug/L. Concentrations are rounded by the laboratory and reported to two significant figures. For samples collected prior to 10/1/2013, results for PFOA are reported under the following protocol: ND < LOD < NQ < LOQ where ND = Not Detected, NQ = Not Quantifiable, LOD = Limit of Detection, LOQ = Limit of Quantitation; the LOD/LOQ may have varied by instrument and quarter. For samples collected after 10/1/2013, samples are reported to a reporting limit (RL) of 0.0050 ug/L for PFOA. For samples collected after 6/30/2016, each target compound RL is 0.0020 ug/L. J = Analyte present, reported value may not be accurate or precise; UJ = Not detected, reporting limit may not be accurate or precise; B = Not detected substantially above the level reported in the laboratory or field blanks. Samples identified as BED1 were collected after the first carbon bed. Samples identified as BED2 were collected after the second carbon bed and represent the treated water. All other samples collected were prior to treatment. Samples identified with -D or DUP are duplicate samples. Starting with the 3Q20 samples, the samples are analyzed by EPA Method 537.1. Prior to 3Q20, the samples were analyzed by a modified method 537.

**Table 2. Residential Granular Activated Carbon (GAC) Treatment System  
Results – Chemours Chambers Works, Deepwater, New Jersey**

Field Sample ID	Date	PFOA	PFOS	PFNA	Comments
BED1	8/12/2020	0.058	0.016	0.016	Split sampling for method comparison.
BED1	8/12/2020	0.054 J	0.017	0.015	
BED1-DUP	8/12/2020	0.054	0.017	0.014	
BED2	8/12/2020	<0.0020	<0.0020	<0.0020	
BED2	8/12/2020	<0.0020 UJ	<0.0020 UJ	<0.0020 UJ	Split sampling for method comparison.
BED1	6/23/2020	0.068	0.038	0.016	
BED2	6/23/2020	<0.0020	<0.0020	<0.0020	
BED1	2/14/2020	<0.0020	<0.0020	<0.0020	
BED1	10/28/2019	0.050	0.019 J	0.015	
BED2	10/28/2019	<0.0020	<0.0020	<0.0020	
PT	7/24/2019	0.058	0.022	0.015	
BED1	7/24/2019	0.052	0.022	0.014	
BED2	7/24/2019	<0.0020	<0.0020	<0.0020	
BED1	4/16/2019	0.049	0.011	0.013	
BED2	4/16/2019	<0.0020	<0.0020	<0.0020	
BED1	2/1/2019	0.055	0.0089	0.013	
BED2	2/1/2019	<0.0020	<0.0020	<0.0020	
BED1	11/6/2018	0.060	0.0089	0.013	
BED2	11/6/2018	<0.0020	<0.0020	<0.0020	

Concentrations in ug/L. Concentrations are rounded by the laboratory and reported to two significant figures. For samples collected prior to 10/1/2013, results for PFOA are reported under the following protocol: ND < LOD < NQ < LOQ where ND = Not Detected, NQ = Not Quantifiable, LOD = Limit of Detection, LOQ = Limit of Quantitation; the LOD/LOQ may have varied by instrument and quarter. For samples collected after 10/1/2013, samples are reported to a reporting limit (RL) of 0.0050 ug/L for PFOA. For samples collected after 6/30/2016, each target compound RL is 0.0020 ug/L. J = Analyte present, reported value may not be accurate or precise; UJ = Not detected, reporting limit may not be accurate or precise; B = Not detected substantially above the level reported in the laboratory or field blanks. Samples identified as BED1 were collected after the first carbon bed. Samples identified as BED2 were collected after the second carbon bed and represent the treated water. All other samples collected were prior to treatment. Samples identified with -D or DUP are duplicate samples. Starting with the 3Q20 samples, the samples are analyzed by EPA Method 537.1. Prior to 3Q20, the samples were analyzed by a modified method 537.

**Table 2. Residential Granular Activated Carbon (GAC) Treatment System  
Results – Chemours Chambers Works, Deepwater, New Jersey**

Field Sample ID	Date	PFOA	PFOS	PFNA	Comments
PT	7/10/2018	0.063	0.0086	0.012	
BED1	7/10/2018	0.057	0.0088	0.011	
BED2	7/10/2018	<0.0020 UJ	<0.0020 UJ	<0.0020 UJ	
BED1	4/17/2018	0.065	0.01	0.011	
BED2	4/17/2018	<0.0020	<0.0020	<0.0020	
BED1	2/28/2018	0.07	0.014	0.011	
BED2	2/28/2018	<0.0020	<0.0020	<0.0020	
BED1	12/12/2017	0.075	0.012	0.011	Carbon Changeout 11/06/2017 - Fe.
BED2	12/12/2017	<0.0020	<0.0020	<0.0020	Carbon Changeout 11/06/2017 - Fe.
	5/31/2017	0.096	0.019	0.0092	GAC installed 08/02/2017.
<b>Location: 184</b>					
PT	8/10/2020	0.10	0.10	0.011	Split sampling for method comparison.
PT	8/10/2020	0.10	0.11	0.010	
BED1	8/10/2020	<0.0020	<0.0020	<0.0020	
BED1	8/10/2020	<0.0020	<0.0020	<0.0020	Split sampling for method comparison.
BED1	6/23/2020	<0.0020	<0.0020	<0.0020	
BED1	3/10/2020	<0.0020	<0.0020	<0.0020	
BED1	12/5/2019	<0.0020	<0.0020	<0.0020	

Concentrations in ug/L. Concentrations are rounded by the laboratory and reported to two significant figures. For samples collected prior to 10/1/2013, results for PFOA are reported under the following protocol: ND < LOD < NQ < LOQ where ND = Not Detected, NQ = Not Quantifiable, LOD = Limit of Detection, LOQ = Limit of Quantitation; the LOD/LOQ may have varied by instrument and quarter. For samples collected after 10/1/2013, samples are reported to a reporting limit (RL) of 0.0050 ug/L for PFOA. For samples collected after 6/30/2016, each target compound RL is 0.0020 ug/L. J = Analyte present, reported value may not be accurate or precise; UJ = Not detected, reporting limit may not be accurate or precise; B = Not detected substantially above the level reported in the laboratory or field blanks. Samples identified as BED1 were collected after the first carbon bed. Samples identified as BED2 were collected after the second carbon bed and represent the treated water. All other samples collected were prior to treatment. Samples identified with -D or DUP are duplicate samples. Starting with the 3Q20 samples, the samples are analyzed by EPA Method 537.1. Prior to 3Q20, the samples were analyzed by a modified method 537.

**Table 2. Residential Granular Activated Carbon (GAC) Treatment System  
Results – Chemours Chambers Works, Deepwater, New Jersey**

Field Sample ID	Date	PFOA	PFOS	PFNA	Comments
PT	9/5/2019	0.12	0.061	0.010	
BED1	9/5/2019	<0.0020	<0.0020	<0.0020	
BED1-DUP	9/5/2019	<0.0020	<0.0020	<0.0020	
BED1	5/20/2019	<0.0020	<0.0020	<0.0020	
BED1	2/19/2019	<0.0020	<0.0020	<0.0020	
BED1	11/28/2018	<0.0020	<0.0020	<0.0020	
PT	7/31/2018	0.077	0.050	0.0069	
BED1	7/31/2018	<0.0020	<0.0020	<0.0020	
BED1	5/2/2018	<0.0020	<0.0020	<0.0020	
BED1	2/22/2018	<0.0020	<0.0020	<0.0020	
BED1	12/13/2017	<0.0020	<0.0022	<0.0020	
BED2	12/13/2017	<0.0020	<0.0020	<0.0020	
	5/31/2017	0.074	0.05	0.0048	GAC installed 08/24/2017.
<b>Location: 195</b>					
PT	8/17/2020	0.067	<0.0020	0.0024	
BED1	8/17/2020	<0.0020	<0.0020	<0.0020	
BED1	6/30/2020	<0.0020	<0.0020	<0.0020	
BED1	3/3/2020	<0.0020	<0.0020	<0.0020	

Concentrations in ug/L. Concentrations are rounded by the laboratory and reported to two significant figures. For samples collected prior to 10/1/2013, results for PFOA are reported under the following protocol: ND < LOD < NQ < LOQ where ND = Not Detected, NQ = Not Quantifiable, LOD = Limit of Detection, LOQ = Limit of Quantitation; the LOD/LOQ may have varied by instrument and quarter. For samples collected after 10/1/2013, samples are reported to a reporting limit (RL) of 0.0050 ug/L for PFOA. For samples collected after 6/30/2016, each target compound RL is 0.0020 ug/L. J = Analyte present, reported value may not be accurate or precise; UJ = Not detected, reporting limit may not be accurate or precise; B = Not detected substantially above the level reported in the laboratory or field blanks. Samples identified as BED1 were collected after the first carbon bed. Samples identified as BED2 were collected after the second carbon bed and represent the treated water. All other samples collected were prior to treatment. Samples identified with -D or DUP are duplicate samples. Starting with the 3Q20 samples, the samples are analyzed by EPA Method 537.1. Prior to 3Q20, the samples were analyzed by a modified method 537.



**Table 2. Residential Granular Activated Carbon (GAC) Treatment System  
Results – Chemours Chambers Works, Deepwater, New Jersey**

Field Sample ID	Date	PFOA	PFOS	PFNA	Comments
BED1	11/26/2019	<0.0020	<0.0020	<0.0020	
PT	7/30/2019	0.074	<0.0020	<0.0020	
BED1	7/30/2019	<0.0020	<0.0020	<0.0020	
	12/18/2018	0.059	<0.0020	<0.0020	GAC installed 05/15/2019.
	8/8/2017	0.047	<0.0020	<0.0020	
<b>Location: 198</b>					
PT	9/2/2020	0.058	0.024	0.0047	
BED1	9/2/2020	<0.0020	<0.0020	<0.0020	
BED1	6/22/2020	<0.0020	<0.0020	<0.0020	
BED1-DUP	6/22/2020	<0.0020	<0.0020	<0.0020	
BED1	2/4/2020	<0.0020	<0.0020	<0.0020	
BED1	10/11/2019	<0.0020	<0.0020	<0.0020	
PT	7/24/2019	0.080	0.017	0.0053	
BED1	7/24/2019	<0.0020	<0.0020	<0.0020	
BED1	4/17/2019	<0.0020	<0.0020	<0.0020	
BED1	2/8/2019	<0.0020	<0.0020	<0.0020	
BED1	11/9/2018	<0.0020	<0.0020	<0.0020	
PT	8/13/2018	0.079	0.021	0.0054	

Concentrations in ug/L. Concentrations are rounded by the laboratory and reported to two significant figures. For samples collected prior to 10/1/2013, results for PFOA are reported under the following protocol: ND < LOD < NQ < LOQ where ND = Not Detected, NQ = Not Quantifiable, LOD = Limit of Detection, LOQ = Limit of Quantitation; the LOD/LOQ may have varied by instrument and quarter. For samples collected after 10/1/2013, samples are reported to a reporting limit (RL) of 0.0050 ug/L for PFOA. For samples collected after 6/30/2016, each target compound RL is 0.0020 ug/L. J = Analyte present, reported value may not be accurate or precise; UJ = Not detected, reporting limit may not be accurate or precise; B = Not detected substantially above the level reported in the laboratory or field blanks. Samples identified as BED1 were collected after the first carbon bed. Samples identified as BED2 were collected after the second carbon bed and represent the treated water. All other samples collected were prior to treatment. Samples identified with -D or DUP are duplicate samples. Starting with the 3Q20 samples, the samples are analyzed by EPA Method 537.1. Prior to 3Q20, the samples were analyzed by a modified method 537.

**Table 2. Residential Granular Activated Carbon (GAC) Treatment System  
Results – Chemours Chambers Works, Deepwater, New Jersey**

Field Sample ID	Date	PFOA	PFOS	PFNA	Comments
BED1	8/13/2018	<0.0020	<0.0020	<0.0020	
	5/11/2018	<0.0020	<0.0020	<0.0020	
BED1	3/16/2018	<0.0020	<0.0020	<0.0020	
	9/12/2017	0.08	0.02	0.005	GAC installed 10/16/2017.
-DUP	9/12/2017	0.082	0.02	0.0048	GAC installed 10/16/2017.
<b>Location: 200</b>					
PT	9/23/2020	0.017	0.021	<0.0020	
BED1	9/23/2020	<0.0020	<0.0020	<0.0020	
BED1	6/25/2020	<0.0020	<0.0020	<0.0020	
BED1	2/20/2020	<0.0020	<0.0020	<0.0020	
BED1	10/23/2019	<0.0020	<0.0020	<0.0020	
PT	7/19/2019	0.014	0.024	<0.0020	
BED1	7/19/2019	<0.0020	<0.0020	<0.0020	
BED1	4/11/2019	<0.0020	<0.0020	<0.0020	
	10/26/2018	0.014	0.016	<0.0020	GAC installed 01/30/2019.
	10/17/2017	0.012	0.015	<0.0020	
<b>Location: 204</b>					
PT	8/4/2020	0.032	0.0042	<0.002	

Concentrations in ug/L. Concentrations are rounded by the laboratory and reported to two significant figures. For samples collected prior to 10/1/2013, results for PFOA are reported under the following protocol: ND < LOD < NQ < LOQ where ND = Not Detected, NQ = Not Quantifiable, LOD = Limit of Detection, LOQ = Limit of Quantitation; the LOD/LOQ may have varied by instrument and quarter. For samples collected after 10/1/2013, samples are reported to a reporting limit (RL) of 0.0050 ug/L for PFOA. For samples collected after 6/30/2016, each target compound RL is 0.0020 ug/L. J = Analyte present, reported value may not be accurate or precise; UJ = Not detected, reporting limit may not be accurate or precise; B = Not detected substantially above the level reported in the laboratory or field blanks. Samples identified as BED1 were collected after the first carbon bed. Samples identified as BED2 were collected after the second carbon bed and represent the treated water. All other samples collected were prior to treatment. Samples identified with -D or DUP are duplicate samples. Starting with the 3Q20 samples, the samples are analyzed by EPA Method 537.1. Prior to 3Q20, the samples were analyzed by a modified method 537.

**Table 2. Residential Granular Activated Carbon (GAC) Treatment System  
Results – Chemours Chambers Works, Deepwater, New Jersey**

Field Sample ID	Date	PFOA	PFOS	PFNA	Comments
BED1	8/4/2020	<0.002	<0.002	<0.002	
BED1	3/12/2020	<0.0020	<0.0020	<0.0020	
BED1	11/27/2019	<0.0020	<0.0020	<0.0020	
PT	9/11/2019	0.034	0.0036	<0.0020	
BED1	9/11/2019	<0.0020	<0.0020	<0.0020	
BED1	5/10/2019	<0.0020	<0.0020	<0.0020	
BED1	3/18/2019	<0.0020	<0.0020	<0.0020	
BED1	12/10/2018	<0.0020	<0.0020	<0.0020	
PT	7/9/2018	0.029	0.0037	<0.0020	
BED1	7/9/2018	<0.0020	<0.0020	<0.0020	
	10/26/2017	0.026	0.004	<0.0020	GAC installed 04/10/2018.
<b>Location: 205</b>					
PT	8/25/2020	0.060	0.0064	0.022	
BED1	8/25/2020	<0.0020	<0.0020	<0.0020	
BED1	6/16/2020	<0.0020	<0.0020	<0.0020	
BED1	1/30/2020	<0.0020	<0.0020	<0.0020	
BED1	10/16/2019	<0.0020	<0.0020	<0.0020	
BED1-DUP	10/16/2019	<0.0020	<0.0020	<0.0020	

Concentrations in ug/L. Concentrations are rounded by the laboratory and reported to two significant figures. For samples collected prior to 10/1/2013, results for PFOA are reported under the following protocol: ND < LOD < NQ < LOQ where ND = Not Detected, NQ = Not Quantifiable, LOD = Limit of Detection, LOQ = Limit of Quantitation; the LOD/LOQ may have varied by instrument and quarter. For samples collected after 10/1/2013, samples are reported to a reporting limit (RL) of 0.0050 ug/L for PFOA. For samples collected after 6/30/2016, each target compound RL is 0.0020 ug/L. J = Analyte present, reported value may not be accurate or precise; UJ = Not detected, reporting limit may not be accurate or precise; B = Not detected substantially above the level reported in the laboratory or field blanks. Samples identified as BED1 were collected after the first carbon bed. Samples identified as BED2 were collected after the second carbon bed and represent the treated water. All other samples collected were prior to treatment. Samples identified with -D or DUP are duplicate samples. Starting with the 3Q20 samples, the samples are analyzed by EPA Method 537.1. Prior to 3Q20, the samples were analyzed by a modified method 537.

**Table 2. Residential Granular Activated Carbon (GAC) Treatment System  
Results – Chemours Chambers Works, Deepwater, New Jersey**

Field Sample ID	Date	PFOA	PFOS	PFNA	Comments
PT	7/25/2019	0.081	0.0078	0.021	
BED1	7/25/2019	<0.0020	<0.0020	<0.0020	
BED1	4/9/2019	<0.0020	<0.0020	<0.0020	
BED1	1/8/2019	<0.0020	<0.0020	<0.0020	
BED1	10/25/2018	<0.0020	<0.0020	<0.0020	
PT	7/12/2018	0.061	0.0051	0.0043	
BED1	7/12/2018	<0.0020	<0.0020	<0.0020	
BED1	4/12/2018	<0.0020	<0.0020	<0.0020	
	10/26/2017	0.068	0.0043	0.0036	GAC installed 01/17/2018.
<b>Location: 206</b>					
PT	9/10/2020	<0.0020	<0.0020	<0.0020	
BED1	9/10/2020	<0.0020	<0.0020	<0.0020	
BED1	6/30/2020	<0.0020	<0.0020	<0.0020	
BED1	3/16/2020	<0.0020	<0.0020	<0.0020	
BED1	10/28/2019	<0.0020	<0.0020	<0.0020	
PT	8/5/2019	0.070	0.0034	0.012	
BED1	8/5/2019	<0.0020	<0.0020	<0.0020	
BED1	4/15/2019	<0.0020	<0.0020	<0.0020	

Concentrations in ug/L. Concentrations are rounded by the laboratory and reported to two significant figures. For samples collected prior to 10/1/2013, results for PFOA are reported under the following protocol: ND < LOD < NQ < LOQ where ND = Not Detected, NQ = Not Quantifiable, LOD = Limit of Detection, LOQ = Limit of Quantitation; the LOD/LOQ may have varied by instrument and quarter. For samples collected after 10/1/2013, samples are reported to a reporting limit (RL) of 0.0050 ug/L for PFOA. For samples collected after 6/30/2016, each target compound RL is 0.0020 ug/L. J = Analyte present, reported value may not be accurate or precise; UJ = Not detected, reporting limit may not be accurate or precise; B = Not detected substantially above the level reported in the laboratory or field blanks. Samples identified as BED1 were collected after the first carbon bed. Samples identified as BED2 were collected after the second carbon bed and represent the treated water. All other samples collected were prior to treatment. Samples identified with -D or DUP are duplicate samples. Starting with the 3Q20 samples, the samples are analyzed by EPA Method 537.1. Prior to 3Q20, the samples were analyzed by a modified method 537.

**Table 2. Residential Granular Activated Carbon (GAC) Treatment System  
Results – Chemours Chambers Works, Deepwater, New Jersey**

Field Sample ID	Date	PFOA	PFOS	PFNA	Comments
BED1-DUP	4/15/2019	<0.0020	<0.0020	<0.0020	
BED1	1/17/2019	<0.0020	<0.0020	<0.0020	
BED1	10/29/2018	<0.0020	<0.0020	<0.0020	
PT	7/12/2018	0.10	0.0045	0.019	
BED1	7/12/2018	<0.0020	<0.0020	<0.0020	
BED1	4/16/2018	<0.0020	<0.0020	<0.0020	
	10/26/2017	0.098	0.0043	0.019	GAC installed 01/31/2018.
<b>Location: 207</b>					
PT	8/19/2020	0.052	0.0064	0.0030	
BED1	8/19/2020	<0.0020	<0.0020	<0.0020	
BED1	6/11/2020	<0.0020	<0.0020	<0.0020	
BED1	1/17/2020	<0.0020	<0.0020	<0.0020	
BED1	10/4/2019	<0.0020	<0.0020	<0.0020	
PT	7/8/2019	0.054	0.0063	0.0029	
BED1	7/8/2019	<0.0020	<0.0020	<0.0020	
BED1	4/3/2019	<0.0020	<0.0020	<0.0020	
BED1	1/15/2019	<0.0020	<0.0020	<0.0020	
BED1	10/29/2018	<0.0020	<0.0020	<0.0020	

Concentrations in ug/L. Concentrations are rounded by the laboratory and reported to two significant figures. For samples collected prior to 10/1/2013, results for PFOA are reported under the following protocol: ND < LOD < NQ < LOQ where ND = Not Detected, NQ = Not Quantifiable, LOD = Limit of Detection, LOQ = Limit of Quantitation; the LOD/LOQ may have varied by instrument and quarter. For samples collected after 10/1/2013, samples are reported to a reporting limit (RL) of 0.0050 ug/L for PFOA. For samples collected after 6/30/2016, each target compound RL is 0.0020 ug/L. J = Analyte present, reported value may not be accurate or precise; UJ = Not detected, reporting limit may not be accurate or precise; B = Not detected substantially above the level reported in the laboratory or field blanks. Samples identified as BED1 were collected after the first carbon bed. Samples identified as BED2 were collected after the second carbon bed and represent the treated water. All other samples collected were prior to treatment. Samples identified with -D or DUP are duplicate samples. Starting with the 3Q20 samples, the samples are analyzed by EPA Method 537.1. Prior to 3Q20, the samples were analyzed by a modified method 537.

**Table 2. Residential Granular Activated Carbon (GAC) Treatment System  
Results – Chemours Chambers Works, Deepwater, New Jersey**

Field Sample ID	Date	PFOA	PFOS	PFNA	Comments
PT	7/17/2018	0.059	0.0071	0.0021	
BED1	7/17/2018	<0.0020	<0.0020	<0.0020	
BED1	4/17/2018	<0.0020	<0.0020	<0.0020	
	10/27/2017	0.054	0.0088	0.0029	GAC installed 02/02/2018.
<b>Location: 208</b>					
PT	9/16/2020	0.038	<0.0020	<0.0020	
BED1	9/16/2020	<0.0020	<0.0020	<0.0020	
BED1	6/5/2020	<0.0020	<0.0020	<0.0020	
BED1	1/30/2020	<0.0020	<0.0020	<0.0020	
BED1	10/16/2019	<0.0020	<0.0020	<0.0020	
PT	7/23/2019	0.036	<0.0020	<0.0020	
BED1	7/23/2019	<0.0020	<0.0020	<0.0020	
BED1	4/15/2019	<0.0020	<0.0020	<0.0020	
BED1	1/24/2019	<0.0020	<0.0020	<0.0020	
BED1	10/29/2018	<0.0020	<0.0020	<0.0020	
PT	7/13/2018	0.022	<0.0020	<0.0020	
BED1	7/13/2018	<0.0020	<0.0020	<0.0020	
BED1	4/20/2018	<0.0020	<0.0020	<0.0020	

Concentrations in ug/L. Concentrations are rounded by the laboratory and reported to two significant figures. For samples collected prior to 10/1/2013, results for PFOA are reported under the following protocol: ND < LOD < NQ < LOQ where ND = Not Detected, NQ = Not Quantifiable, LOD = Limit of Detection, LOQ = Limit of Quantitation; the LOD/LOQ may have varied by instrument and quarter. For samples collected after 10/1/2013, samples are reported to a reporting limit (RL) of 0.0050 ug/L for PFOA. For samples collected after 6/30/2016, each target compound RL is 0.0020 ug/L. J = Analyte present, reported value may not be accurate or precise; UJ = Not detected, reporting limit may not be accurate or precise; B = Not detected substantially above the level reported in the laboratory or field blanks. Samples identified as BED1 were collected after the first carbon bed. Samples identified as BED2 were collected after the second carbon bed and represent the treated water. All other samples collected were prior to treatment. Samples identified with -D or DUP are duplicate samples. Starting with the 3Q20 samples, the samples are analyzed by EPA Method 537.1. Prior to 3Q20, the samples were analyzed by a modified method 537.

**Table 2. Residential Granular Activated Carbon (GAC) Treatment System  
Results – Chemours Chambers Works, Deepwater, New Jersey**

Field Sample ID	Date	PFOA	PFOS	PFNA	Comments
	10/27/2017	0.032	<0.0020	<0.0020	GAC installed 02/13/2018.
<b>Location: 209</b>					
PT	9/28/2020	0.037	0.0047	<0.0020	
BED1	9/28/2020	<0.0020	<0.0020	<0.0020	
BED1	6/17/2020	<0.0020	<0.0020	<0.0020	
BED1	3/9/2020	<0.0020	<0.0020	<0.0020	
PT	9/27/2019	0.040	0.0045	0.0022	
BED1	9/27/2019	<0.0020	<0.0020	<0.0020	
BED1	4/24/2019	<0.0020	<0.0020	<0.0020	
BED1	2/7/2019	<0.0020	<0.0020	<0.0020	
BED1	11/8/2018	<0.0020	<0.0020	<0.0020	
PT	7/10/2018	0.039	0.0041	<0.0020	
BED1	7/10/2018	<0.0020	<0.0020	<0.0020	
BED1	4/20/2018	<0.0020	<0.0020	<0.0020	
	10/27/2017	0.039	0.0036	<0.0020	GAC installed 01/19/2018.
-DUP	10/27/2017	0.038	0.0036	<0.0020	GAC installed 01/19/2018.
<b>Location: 210</b>					
PT	9/9/2020	0.064	0.0052	0.0084	

Concentrations in ug/L. Concentrations are rounded by the laboratory and reported to two significant figures. For samples collected prior to 10/1/2013, results for PFOA are reported under the following protocol: ND < LOD < NQ < LOQ where ND = Not Detected, NQ = Not Quantifiable, LOD = Limit of Detection, LOQ = Limit of Quantitation; the LOD/LOQ may have varied by instrument and quarter. For samples collected after 10/1/2013, samples are reported to a reporting limit (RL) of 0.0050 ug/L for PFOA. For samples collected after 6/30/2016, each target compound RL is 0.0020 ug/L. J = Analyte present, reported value may not be accurate or precise; UJ = Not detected, reporting limit may not be accurate or precise; B = Not detected substantially above the level reported in the laboratory or field blanks. Samples identified as BED1 were collected after the first carbon bed. Samples identified as BED2 were collected after the second carbon bed and represent the treated water. All other samples collected were prior to treatment. Samples identified with -D or DUP are duplicate samples. Starting with the 3Q20 samples, the samples are analyzed by EPA Method 537.1. Prior to 3Q20, the samples were analyzed by a modified method 537.

**Table 2. Residential Granular Activated Carbon (GAC) Treatment System  
Results – Chemours Chambers Works, Deepwater, New Jersey**

Field Sample ID	Date	PFOA	PFOS	PFNA	Comments
BED1	9/9/2020	<0.0020	<0.0020	<0.0020	
BED1	6/19/2020	<0.0020	<0.0020	<0.0020	
BED1	3/6/2020	<0.0020	<0.0020	<0.0020	
BED1	11/22/2019	<0.0020	<0.0020	<0.0020	
PT	8/23/2019	0.055	0.0047	0.0064	
BED1	8/23/2019	<0.0020	<0.0020	<0.0020	
BED1	4/30/2019	<0.0020	<0.0020	<0.0020	
BED1	2/22/2019	<0.0020	<0.0020	<0.0020	
BED1	11/14/2018	<0.0020	<0.0020	<0.0020	
PT	8/23/2018	0.056	0.0077	0.0094	
BED1	8/23/2018	<0.0020	<0.0020	<0.0020	
	10/27/2017	0.068	0.0058	0.0074	GAC installed 04/30/2018.
<b>Location: 211</b>					
PT	9/21/2020	0.046	0.011	0.0070	
BED1	9/21/2020	<0.0020	<0.0020	<0.0020	
BED1-DUP	9/21/2020	<0.0020	<0.0020	<0.0020	
BED1	6/29/2020	<0.0020	<0.0020	<0.0020	
BED1	12/5/2019	<0.0020	<0.0020	<0.0020	

Concentrations in ug/L. Concentrations are rounded by the laboratory and reported to two significant figures. For samples collected prior to 10/1/2013, results for PFOA are reported under the following protocol: ND < LOD < NQ < LOQ where ND = Not Detected, NQ = Not Quantifiable, LOD = Limit of Detection, LOQ = Limit of Quantitation; the LOD/LOQ may have varied by instrument and quarter. For samples collected after 10/1/2013, samples are reported to a reporting limit (RL) of 0.0050 ug/L for PFOA. For samples collected after 6/30/2016, each target compound RL is 0.0020 ug/L. J = Analyte present, reported value may not be accurate or precise; UJ = Not detected, reporting limit may not be accurate or precise; B = Not detected substantially above the level reported in the laboratory or field blanks. Samples identified as BED1 were collected after the first carbon bed. Samples identified as BED2 were collected after the second carbon bed and represent the treated water. All other samples collected were prior to treatment. Samples identified with -D or DUP are duplicate samples. Starting with the 3Q20 samples, the samples are analyzed by EPA Method 537.1. Prior to 3Q20, the samples were analyzed by a modified method 537.



**Table 2. Residential Granular Activated Carbon (GAC) Treatment System  
Results – Chemours Chambers Works, Deepwater, New Jersey**

Field Sample ID	Date	PFOA	PFOS	PFNA	Comments
PT	9/12/2019	0.063	0.014	0.0097	
BED1	9/12/2019	<0.0020	<0.0020	<0.0020	
BED1	5/30/2019	<0.0020	<0.0020	<0.0020	
BED1	3/11/2019	<0.0020	<0.0020	<0.0020	
BED1	11/13/2018	<0.0020	<0.0020	<0.0020	
PT	8/30/2018	0.052	0.010	0.0075	
BED1	8/30/2018	<0.0020	<0.0020	<0.0020	
BED1	4/16/2018	<0.0020	<0.0020	<0.0020	
	10/27/2017	0.06	0.01	0.0077	GAC installed 02/01/2018.
<b>Location: 213</b>					
PT	8/31/2020	0.18	<0.0020	0.016	
BED1	8/31/2020	<0.0020	<0.0020	<0.0020	
BED1-DUP	8/31/2020	<0.0020	<0.0020	<0.0020	
BED1	6/11/2020	<0.0020	<0.0020	<0.0020	
BED1	2/17/2020	<0.0020	<0.0020	<0.0020	
BED1	11/12/2019	<0.0020	<0.0020	<0.0020	
PT	9/6/2019	0.039	<0.0020	0.0035	
BED1	9/6/2019	<0.0020	<0.0020	<0.0020	

Concentrations in ug/L. Concentrations are rounded by the laboratory and reported to two significant figures. For samples collected prior to 10/1/2013, results for PFOA are reported under the following protocol: ND < LOD < NQ < LOQ where ND = Not Detected, NQ = Not Quantifiable, LOD = Limit of Detection, LOQ = Limit of Quantitation; the LOD/LOQ may have varied by instrument and quarter. For samples collected after 10/1/2013, samples are reported to a reporting limit (RL) of 0.0050 ug/L for PFOA. For samples collected after 6/30/2016, each target compound RL is 0.0020 ug/L. J = Analyte present, reported value may not be accurate or precise; UJ = Not detected, reporting limit may not be accurate or precise; B = Not detected substantially above the level reported in the laboratory or field blanks. Samples identified as BED1 were collected after the first carbon bed. Samples identified as BED2 were collected after the second carbon bed and represent the treated water. All other samples collected were prior to treatment. Samples identified with -D or DUP are duplicate samples. Starting with the 3Q20 samples, the samples are analyzed by EPA Method 537.1. Prior to 3Q20, the samples were analyzed by a modified method 537.

**Table 2. Residential Granular Activated Carbon (GAC) Treatment System  
Results – Chemours Chambers Works, Deepwater, New Jersey**

Field Sample ID	Date	PFOA	PFOS	PFNA	Comments
BED1	5/20/2019	<0.0020	<0.0020	<0.0020	
BED1	1/8/2019	<0.0020	<0.0020	<0.0020	
BED1	10/22/2018	0.045	<0.0020	0.0034	
BED2	10/22/2018	<0.0020	<0.0020	<0.0020	
PT	7/10/2018	0.23	<0.0020	0.011	
BED1	7/10/2018	<0.0020	<0.0020	<0.0020	
BED1	4/12/2018	<0.0020	<0.0020	<0.0020	
	10/30/2017	0.047	<0.0020	0.0026	GAC installed 01/10/2018.
<b>Location: 214</b>					
PT	8/17/2020	0.024	0.0032	<0.0020	
BED1	8/17/2020	<0.0020	<0.0020	<0.0020	
BED1	6/22/2020	<0.0020	<0.0020	<0.0020	
BED1	3/17/2020	<0.0020	<0.0020	<0.0020	
BED1	10/15/2019	<0.0020	<0.0020	<0.0020	
PT	7/15/2019	0.028	0.0025	<0.0020	
BED1	7/15/2019	<0.0020	<0.0020	<0.0020	
BED1	6/3/2019	<0.0020	<0.0020	<0.0020	
BED1	3/18/2019	0.0026	<0.0020	<0.0020	

Concentrations in ug/L. Concentrations are rounded by the laboratory and reported to two significant figures. For samples collected prior to 10/1/2013, results for PFOA are reported under the following protocol: ND < LOD < NQ < LOQ where ND = Not Detected, NQ = Not Quantifiable, LOD = Limit of Detection, LOQ = Limit of Quantitation; the LOD/LOQ may have varied by instrument and quarter. For samples collected after 10/1/2013, samples are reported to a reporting limit (RL) of 0.0050 ug/L for PFOA. For samples collected after 6/30/2016, each target compound RL is 0.0020 ug/L. J = Analyte present, reported value may not be accurate or precise; UJ = Not detected, reporting limit may not be accurate or precise; B = Not detected substantially above the level reported in the laboratory or field blanks. Samples identified as BED1 were collected after the first carbon bed. Samples identified as BED2 were collected after the second carbon bed and represent the treated water. All other samples collected were prior to treatment. Samples identified with -D or DUP are duplicate samples. Starting with the 3Q20 samples, the samples are analyzed by EPA Method 537.1. Prior to 3Q20, the samples were analyzed by a modified method 537.

**Table 2. Residential Granular Activated Carbon (GAC) Treatment System  
Results – Chemours Chambers Works, Deepwater, New Jersey**

Field Sample ID	Date	PFOA	PFOS	PFNA	Comments
BED1	12/12/2018	<0.0020	<0.0020	<0.0020	
PT	8/27/2018	0.018	0.0032	<0.0020	
BED1	8/27/2018	<0.0020	<0.0020	<0.0020	
	10/30/2017	0.017	<0.0020	<0.0020	GAC installed 04/20/2018.
<b>Location: 215</b>					
PT	8/17/2020	0.053	0.012	0.0055	
BED1	8/17/2020	<0.0020	<0.0020	<0.0020	
BED1-DUP	8/17/2020	<0.0020	<0.0020	<0.0020	
BED1	6/10/2020	<0.0020	<0.0020	<0.0020	
BED1	1/24/2020	<0.0020	<0.0020	<0.0020	
BED1	10/7/2019	<0.0020	<0.0020	<0.0020	
PT	7/10/2019	0.063	0.0099	0.0042	
BED1	7/10/2019	<0.0020	<0.0020	<0.0020	
BED1	4/8/2019	<0.0020	<0.0020	<0.0020	
BED1	1/16/2019	<0.0020	<0.0020	<0.0020	
BED1-DUP	1/16/2019	<0.0020	<0.0020	<0.0020	
BED1	10/29/2018	<0.0020	<0.0020	<0.0020	
BED1-DUP	10/29/2018	<0.0020	<0.0020	<0.0020	

Concentrations in ug/L. Concentrations are rounded by the laboratory and reported to two significant figures. For samples collected prior to 10/1/2013, results for PFOA are reported under the following protocol: ND < LOD < NQ < LOQ where ND = Not Detected, NQ = Not Quantifiable, LOD = Limit of Detection, LOQ = Limit of Quantitation; the LOD/LOQ may have varied by instrument and quarter. For samples collected after 10/1/2013, samples are reported to a reporting limit (RL) of 0.0050 ug/L for PFOA. For samples collected after 6/30/2016, each target compound RL is 0.0020 ug/L. J = Analyte present, reported value may not be accurate or precise; UJ = Not detected, reporting limit may not be accurate or precise; B = Not detected substantially above the level reported in the laboratory or field blanks. Samples identified as BED1 were collected after the first carbon bed. Samples identified as BED2 were collected after the second carbon bed and represent the treated water. All other samples collected were prior to treatment. Samples identified with -D or DUP are duplicate samples. Starting with the 3Q20 samples, the samples are analyzed by EPA Method 537.1. Prior to 3Q20, the samples were analyzed by a modified method 537.

**Table 2. Residential Granular Activated Carbon (GAC) Treatment System  
Results – Chemours Chambers Works, Deepwater, New Jersey**

Field Sample ID	Date	PFOA	PFOS	PFNA	Comments
PT	7/18/2018	0.050	0.0087	0.0035	
BED1	7/18/2018	<0.0020	<0.0020	<0.0020	
BED1-DUP	7/18/2018	<0.0020	<0.0020	<0.0020	
BED1	4/13/2018	<0.0020	<0.0020	<0.0020	
BED1-DUP	4/13/2018	<0.0020	<0.0020	<0.0020	
	10/30/2017	0.049	0.0092	0.0033	GAC installed 01/16/2018.
<b>Location: 216</b>					
PT	7/28/2020	0.036	<0.0020	0.0025	
BED1	7/28/2020	<0.0020	<0.0020	<0.0020	
BED1	6/5/2020	0.0042	<0.0020	<0.0020	
BED1	2/10/2020	<0.0020	<0.0020	<0.0020	
BED1	10/29/2019	<0.0020	<0.0020	<0.0020	
PT	8/21/2019	0.049	0.0057	0.0029	
BED1	8/21/2019	<0.0020	<0.0020	<0.0020	
BED1	5/8/2019	<0.0020	<0.0020	<0.0020	
BED1	3/7/2019	<0.0020	<0.0020	<0.0020	
BED1	12/13/2018	<0.0020	<0.0020	<0.0020	
PT	7/24/2018	0.058	0.0029	0.0042	

Concentrations in ug/L. Concentrations are rounded by the laboratory and reported to two significant figures. For samples collected prior to 10/1/2013, results for PFOA are reported under the following protocol: ND < LOD < NQ < LOQ where ND = Not Detected, NQ = Not Quantifiable, LOD = Limit of Detection, LOQ = Limit of Quantitation; the LOD/LOQ may have varied by instrument and quarter. For samples collected after 10/1/2013, samples are reported to a reporting limit (RL) of 0.0050 ug/L for PFOA. For samples collected after 6/30/2016, each target compound RL is 0.0020 ug/L. J = Analyte present, reported value may not be accurate or precise; UJ = Not detected, reporting limit may not be accurate or precise; B = Not detected substantially above the level reported in the laboratory or field blanks. Samples identified as BED1 were collected after the first carbon bed. Samples identified as BED2 were collected after the second carbon bed and represent the treated water. All other samples collected were prior to treatment. Samples identified with -D or DUP are duplicate samples. Starting with the 3Q20 samples, the samples are analyzed by EPA Method 537.1. Prior to 3Q20, the samples were analyzed by a modified method 537.

**Table 2. Residential Granular Activated Carbon (GAC) Treatment System  
Results – Chemours Chambers Works, Deepwater, New Jersey**

Field Sample ID	Date	PFOA	PFOS	PFNA	Comments
BED1	7/24/2018	<0.0020	<0.0020	<0.0020	
BED1	4/16/2018	<0.0020	<0.0020	<0.0020	
	10/30/2017	0.027	<0.0020	<0.0020	GAC installed 01/19/2018.
<b>Location: 217</b>					
PT	8/27/2020	0.091	0.0037 J	0.015 J	
BED1	8/27/2020	<0.0020	<0.0020	<0.0020	
BED1	6/12/2020	<0.0020	<0.0020	<0.0020	
BED1	2/6/2020	<0.0020	<0.0020	<0.0020	
BED1	10/29/2019	<0.0020	<0.0020	<0.0020	
PT	8/21/2019	0.091	0.0064	0.016	
BED1	8/21/2019	<0.0020	<0.0020	<0.0020	
BED1	5/7/2019	<0.0020	<0.0020	<0.0020	
BED1	2/4/2019	<0.0020	<0.0020	<0.0020	
BED1	11/2/2018	<0.0020	<0.0020	<0.0020	
PT	7/13/2018	0.093	0.0037	0.014	
BED1	7/13/2018	<0.0020	<0.0020	<0.0020	
BED1	4/13/2018	<0.0020	<0.0020	<0.0020	
	10/30/2017	0.089	0.004	0.013	GAC installed 01/16/2018.

Concentrations in ug/L. Concentrations are rounded by the laboratory and reported to two significant figures. For samples collected prior to 10/1/2013, results for PFOA are reported under the following protocol: ND < LOD < NQ < LOQ where ND = Not Detected, NQ = Not Quantifiable, LOD = Limit of Detection, LOQ = Limit of Quantitation; the LOD/LOQ may have varied by instrument and quarter. For samples collected after 10/1/2013, samples are reported to a reporting limit (RL) of 0.0050 ug/L for PFOA. For samples collected after 6/30/2016, each target compound RL is 0.0020 ug/L. J = Analyte present, reported value may not be accurate or precise; UJ = Not detected, reporting limit may not be accurate or precise; B = Not detected substantially above the level reported in the laboratory or field blanks. Samples identified as BED1 were collected after the first carbon bed. Samples identified as BED2 were collected after the second carbon bed and represent the treated water. All other samples collected were prior to treatment. Samples identified with -D or DUP are duplicate samples. Starting with the 3Q20 samples, the samples are analyzed by EPA Method 537.1. Prior to 3Q20, the samples were analyzed by a modified method 537.

**Table 2. Residential Granular Activated Carbon (GAC) Treatment System  
Results – Chemours Chambers Works, Deepwater, New Jersey**

Field Sample ID	Date	PFOA	PFOS	PFNA	Comments
<b>Location: 218</b>					
PT	8/3/2020	0.063	0.0065	0.0072	
BED1	8/3/2020	<0.002	<0.002	<0.002	
BED1	6/5/2020	<0.0020	<0.0020	<0.0020	
BED1	2/24/2020	<0.0020	<0.0020	<0.0020	
BED1	10/18/2019	<0.0020	<0.0020	<0.0020	
PT	7/15/2019	0.082	0.0078	0.0074	
BED1	7/15/2019	<0.0020	<0.0020	<0.0020	
BED1	4/11/2019	<0.0020	<0.0020	<0.0020	
BED1	1/23/2019	<0.0020	<0.0020	<0.0020	
BED1-DUP	1/23/2019	<0.0020	<0.0020	<0.0020	
BED1	11/5/2018	<0.0020	<0.0020	<0.0020	
BED1-DUP	11/5/2018	<0.0020	<0.0020	<0.0020	
PT	7/30/2018	0.073	0.0097	0.0076	
BED1	7/30/2018	<0.0020	<0.0020	<0.0020	
BED1-DUP	7/30/2018	<0.0020	<0.0020	<0.0020	
BED1	4/12/2018	<0.0020	<0.0020	<0.0020	
BED1-DUP	4/12/2018	<0.0020	<0.0020	<0.0020	

Concentrations in ug/L. Concentrations are rounded by the laboratory and reported to two significant figures. For samples collected prior to 10/1/2013, results for PFOA are reported under the following protocol: ND < LOD < NQ < LOQ where ND = Not Detected, NQ = Not Quantifiable, LOD = Limit of Detection, LOQ = Limit of Quantitation; the LOD/LOQ may have varied by instrument and quarter. For samples collected after 10/1/2013, samples are reported to a reporting limit (RL) of 0.0050 ug/L for PFOA. For samples collected after 6/30/2016, each target compound RL is 0.0020 ug/L. J = Analyte present, reported value may not be accurate or precise; UJ = Not detected, reporting limit may not be accurate or precise; B = Not detected substantially above the level reported in the laboratory or field blanks. Samples identified as BED1 were collected after the first carbon bed. Samples identified as BED2 were collected after the second carbon bed and represent the treated water. All other samples collected were prior to treatment. Samples identified with -D or DUP are duplicate samples. Starting with the 3Q20 samples, the samples are analyzed by EPA Method 537.1. Prior to 3Q20, the samples were analyzed by a modified method 537.

**Table 2. Residential Granular Activated Carbon (GAC) Treatment System  
Results – Chemours Chambers Works, Deepwater, New Jersey**

Field Sample ID	Date	PFOA	PFOS	PFNA	Comments
	10/31/2017	0.078	0.0075	0.0069	GAC installed 01/25/2018.
<b>Location: 219</b>					
PT	8/19/2020	0.053	0.0028	<0.0020	
BED1	8/19/2020	<0.0020	<0.0020	<0.0020	
BED1	6/5/2020	<0.0020	<0.0020	<0.0020	
BED1	1/24/2020	<0.0020	<0.0020	<0.0020	
BED1	10/8/2019	<0.0020	<0.0020	<0.0020	
PT	7/9/2019	0.040	0.0026	<0.0020	
BED1	7/9/2019	<0.0020	<0.0020	<0.0020	
BED1	4/3/2019	<0.0020	<0.0020	<0.0020	
BED1	1/11/2019	<0.0020	<0.0020	<0.0020	
BED1	10/24/2018	<0.0020	<0.0020	<0.0020	
PT	7/11/2018	0.041	0.0028	<0.0020	
BED1	7/11/2018	<0.0020	<0.0020	<0.0020	
BED1	4/12/2018	<0.0020	<0.0020	<0.0020	
	10/31/2017	0.042	0.003	<0.0020	GAC installed 01/25/2018.
<b>Location: 220</b>					
PT	8/3/2020	0.023	<0.002	<0.002	

Concentrations in ug/L. Concentrations are rounded by the laboratory and reported to two significant figures. For samples collected prior to 10/1/2013, results for PFOA are reported under the following protocol: ND < LOD < NQ < LOQ where ND = Not Detected, NQ = Not Quantifiable, LOD = Limit of Detection, LOQ = Limit of Quantitation; the LOD/LOQ may have varied by instrument and quarter. For samples collected after 10/1/2013, samples are reported to a reporting limit (RL) of 0.0050 ug/L for PFOA. For samples collected after 6/30/2016, each target compound RL is 0.0020 ug/L. J = Analyte present, reported value may not be accurate or precise; UJ = Not detected, reporting limit may not be accurate or precise; B = Not detected substantially above the level reported in the laboratory or field blanks. Samples identified as BED1 were collected after the first carbon bed. Samples identified as BED2 were collected after the second carbon bed and represent the treated water. All other samples collected were prior to treatment. Samples identified with -D or DUP are duplicate samples. Starting with the 3Q20 samples, the samples are analyzed by EPA Method 537.1. Prior to 3Q20, the samples were analyzed by a modified method 537.

**Table 2. Residential Granular Activated Carbon (GAC) Treatment System  
Results – Chemours Chambers Works, Deepwater, New Jersey**

Field Sample ID	Date	PFOA	PFOS	PFNA	Comments
BED1	8/3/2020	<0.002	<0.002	<0.002	
BED1	6/4/2020	<0.0020	<0.0020	<0.0020	
BED1-DUP	6/4/2020	<0.0020	<0.0020	<0.0020	
BED1	1/24/2020	<0.0020	<0.0020	<0.0020	
	8/14/2019	0.021	<0.0020	<0.0020	GAC installed 10/21/2019.
	4/23/2018	0.0091	<0.0020	<0.0020	
-DUP	4/23/2018	0.0094	<0.0020	<0.0020	
	11/3/2017	0.011	<0.0020	<0.0020	
<b>Location: 222</b>					
PT	8/6/2020	0.058	0.0061	0.0053	
BED1	8/6/2020	<0.0020	<0.0020	<0.0020	
BED1	6/8/2020	<0.0020	<0.0020	<0.0020	
BED1	1/27/2020	0.0026	<0.0020	<0.0020	
BED1	10/11/2019	<0.0020	<0.0020	<0.0020	
PT	7/10/2019	0.060	0.012	0.0077	
BED1	7/10/2019	<0.0020	<0.0020	<0.0020	
BED1	4/5/2019	<0.0020	<0.0020	<0.0020	
BED1	1/10/2019	<0.0020	<0.0020	<0.0020	

Concentrations in ug/L. Concentrations are rounded by the laboratory and reported to two significant figures. For samples collected prior to 10/1/2013, results for PFOA are reported under the following protocol: ND < LOD < NQ < LOQ where ND = Not Detected, NQ = Not Quantifiable, LOD = Limit of Detection, LOQ = Limit of Quantitation; the LOD/LOQ may have varied by instrument and quarter. For samples collected after 10/1/2013, samples are reported to a reporting limit (RL) of 0.0050 ug/L for PFOA. For samples collected after 6/30/2016, each target compound RL is 0.0020 ug/L. J = Analyte present, reported value may not be accurate or precise; UJ = Not detected, reporting limit may not be accurate or precise; B = Not detected substantially above the level reported in the laboratory or field blanks. Samples identified as BED1 were collected after the first carbon bed. Samples identified as BED2 were collected after the second carbon bed and represent the treated water. All other samples collected were prior to treatment. Samples identified with -D or DUP are duplicate samples. Starting with the 3Q20 samples, the samples are analyzed by EPA Method 537.1. Prior to 3Q20, the samples were analyzed by a modified method 537.



**Table 2. Residential Granular Activated Carbon (GAC) Treatment System  
Results – Chemours Chambers Works, Deepwater, New Jersey**

Field Sample ID	Date	PFOA	PFOS	PFNA	Comments
BED1	10/25/2018	<0.0020	<0.0020	<0.0020	
BED1-DUP	10/25/2018	<0.0020	<0.0020	<0.0020	
PT	7/10/2018	0.047	0.0077	0.0065	
BED1	7/10/2018	<0.0020	<0.0020	<0.0020	
BED1	4/17/2018	<0.0020	<0.0020	<0.0020	
	11/3/2017	0.058	0.0059	0.0088	GAC installed 01/18/2018.
<b>Location: 223</b>					
PT	8/12/2020	0.026	0.0084	<0.0020	
BED1	8/12/2020	<0.0020	<0.0020	<0.0020	
BED1	6/9/2020	<0.0020	<0.0020	<0.0020	
BED1	1/27/2020	<0.0020	<0.0020	<0.0020	
BED1	10/14/2019	<0.0020	<0.0020	<0.0020	
PT	7/22/2019	0.033	0.0076	<0.0020	
BED1	7/22/2019	<0.0020	<0.0020	<0.0020	
BED1	4/15/2019	<0.0020	<0.0020	<0.0020	
BED1	1/23/2019	<0.0020	<0.0020	<0.0020	
BED1	10/31/2018	<0.0020	<0.0020	<0.0020	
PT	7/17/2018	0.023	0.0078	<0.0020	

Concentrations in ug/L. Concentrations are rounded by the laboratory and reported to two significant figures. For samples collected prior to 10/1/2013, results for PFOA are reported under the following protocol: ND < LOD < NQ < LOQ where ND = Not Detected, NQ = Not Quantifiable, LOD = Limit of Detection, LOQ = Limit of Quantitation; the LOD/LOQ may have varied by instrument and quarter. For samples collected after 10/1/2013, samples are reported to a reporting limit (RL) of 0.0050 ug/L for PFOA. For samples collected after 6/30/2016, each target compound RL is 0.0020 ug/L. J = Analyte present, reported value may not be accurate or precise; UJ = Not detected, reporting limit may not be accurate or precise; B = Not detected substantially above the level reported in the laboratory or field blanks. Samples identified as BED1 were collected after the first carbon bed. Samples identified as BED2 were collected after the second carbon bed and represent the treated water. All other samples collected were prior to treatment. Samples identified with -D or DUP are duplicate samples. Starting with the 3Q20 samples, the samples are analyzed by EPA Method 537.1. Prior to 3Q20, the samples were analyzed by a modified method 537.

**Table 2. Residential Granular Activated Carbon (GAC) Treatment System  
Results – Chemours Chambers Works, Deepwater, New Jersey**

Field Sample ID	Date	PFOA	PFOS	PFNA	Comments
BED1	7/17/2018	<0.0020	<0.0020	<0.0020	
BED1	4/16/2018	<0.0020	<0.0020	<0.0020	
BED1-DUP	4/16/2018	<0.0020	<0.0020	<0.0020	
	11/3/2017	0.024	0.0075	<0.0020	GAC installed 02/07/2018.
<b>Location: 224</b>					
PT	9/9/2020	0.058	0.0029	0.0026	
BED1	9/9/2020	<0.0020	<0.0020	<0.0020	
BED1	6/23/2020	<0.0020	<0.0020	<0.0020	
BED1	2/7/2020	<0.0020	<0.0020	<0.0020	
BED1	10/30/2019	<0.0020	<0.0020	<0.0020	
PT	8/27/2019	0.078	0.0093	0.0050	
BED1	8/27/2019	<0.0020	<0.0020	<0.0020	
BED1	5/15/2019	<0.0020	<0.0020	<0.0020	
BED1-DUP	5/15/2019	<0.0020	<0.0020	<0.0020	
BED1	3/22/2019	<0.0020	<0.0020	<0.0020	
BED1	12/10/2018	<0.0020	<0.0020	<0.0020	
PT	8/28/2018	0.059	0.0026	0.0027	
BED1	8/28/2018	<0.0020	<0.0020	<0.0020	

Concentrations in ug/L. Concentrations are rounded by the laboratory and reported to two significant figures. For samples collected prior to 10/1/2013, results for PFOA are reported under the following protocol: ND < LOD < NQ < LOQ where ND = Not Detected, NQ = Not Quantifiable, LOD = Limit of Detection, LOQ = Limit of Quantitation; the LOD/LOQ may have varied by instrument and quarter. For samples collected after 10/1/2013, samples are reported to a reporting limit (RL) of 0.0050 ug/L for PFOA. For samples collected after 6/30/2016, each target compound RL is 0.0020 ug/L. J = Analyte present, reported value may not be accurate or precise; UJ = Not detected, reporting limit may not be accurate or precise; B = Not detected substantially above the level reported in the laboratory or field blanks. Samples identified as BED1 were collected after the first carbon bed. Samples identified as BED2 were collected after the second carbon bed and represent the treated water. All other samples collected were prior to treatment. Samples identified with -D or DUP are duplicate samples. Starting with the 3Q20 samples, the samples are analyzed by EPA Method 537.1. Prior to 3Q20, the samples were analyzed by a modified method 537.

**Table 2. Residential Granular Activated Carbon (GAC) Treatment System  
Results – Chemours Chambers Works, Deepwater, New Jersey**

Field Sample ID	Date	PFOA	PFOS	PFNA	Comments
BED1	5/31/2018	<0.0020	<0.0020	<0.0020	
	11/7/2017	0.043	<0.0020	<0.0020	GAC installed 02/09/2018.
<b>Location: 225</b>					
PT	8/26/2020	0.042	0.0034	<0.0020	
BED1	8/26/2020	<0.0020	<0.0020	<0.0020	
BED1	6/17/2020	<0.0020	<0.0020	<0.0020	
BED1	2/11/2020	<0.0020	<0.0020	<0.0020	
BED1	11/1/2019	<0.0020	<0.0020	<0.0020	
PT	8/28/2019	0.034	0.0037	<0.0020	
BED1	8/28/2019	<0.0020	<0.0020	<0.0020	
BED1	3/20/2019	<0.0020	<0.0020	<0.0020	
BED1	12/6/2018	<0.0020	<0.0020	<0.0020	
PT	9/10/2018	0.036	0.0030	<0.0020	
BED1	9/10/2018	<0.0020	<0.0020	<0.0020	
BED1	4/13/2018	<0.0020	<0.0020	<0.0020	
	11/7/2017	0.028	0.0036	<0.0020	GAC installed 01/26/2018.
<b>Location: 226</b>					
PT	9/14/2020	0.045	0.0057 J	0.0023	

Concentrations in ug/L. Concentrations are rounded by the laboratory and reported to two significant figures. For samples collected prior to 10/1/2013, results for PFOA are reported under the following protocol: ND < LOD < NQ < LOQ where ND = Not Detected, NQ = Not Quantifiable, LOD = Limit of Detection, LOQ = Limit of Quantitation; the LOD/LOQ may have varied by instrument and quarter. For samples collected after 10/1/2013, samples are reported to a reporting limit (RL) of 0.0050 ug/L for PFOA. For samples collected after 6/30/2016, each target compound RL is 0.0020 ug/L. J = Analyte present, reported value may not be accurate or precise; UJ = Not detected, reporting limit may not be accurate or precise; B = Not detected substantially above the level reported in the laboratory or field blanks. Samples identified as BED1 were collected after the first carbon bed. Samples identified as BED2 were collected after the second carbon bed and represent the treated water. All other samples collected were prior to treatment. Samples identified with -D or DUP are duplicate samples. Starting with the 3Q20 samples, the samples are analyzed by EPA Method 537.1. Prior to 3Q20, the samples were analyzed by a modified method 537.

**Table 2. Residential Granular Activated Carbon (GAC) Treatment System  
Results – Chemours Chambers Works, Deepwater, New Jersey**

Field Sample ID	Date	PFOA	PFOS	PFNA	Comments
BED1	9/14/2020	<0.0020	<0.0020	<0.0020	
BED1-DUP	9/14/2020	<0.0020	<0.0020	<0.0020	
BED1	6/23/2020	<0.0020	<0.0020	<0.0020	
BED1	2/27/2020	<0.0020	<0.0020	<0.0020	
BED1	11/25/2019	<0.0020	<0.0020	<0.0020	
PT	9/3/2019	0.042	0.016	0.0024	
BED1	9/3/2019	<0.0020	<0.0020	<0.0020	
BED1	6/4/2019	<0.0020	<0.0020	<0.0020	
BED1-DUP	6/4/2019	<0.0020	<0.0020	<0.0020	
BED1	1/30/2019	<0.0020	<0.0020	<0.0020	
BED1	10/30/2018	<0.0020	<0.0020	<0.0020	
PT	7/17/2018	0.040	0.0055	<0.0020	
BED1	7/17/2018	<0.0020	<0.0020	<0.0020	
BED1	4/18/2018	<0.0020	<0.0020	<0.0020	
	11/13/2017	0.037	0.0052	<0.0020	GAC installed 02/14/2018.
<b>Location: 227</b>					
PT	8/25/2020	0.14	<0.0020	0.0022	
BED1	8/25/2020	<0.0020	<0.0020	<0.0020	

Concentrations in ug/L. Concentrations are rounded by the laboratory and reported to two significant figures. For samples collected prior to 10/1/2013, results for PFOA are reported under the following protocol: ND < LOD < NQ < LOQ where ND = Not Detected, NQ = Not Quantifiable, LOD = Limit of Detection, LOQ = Limit of Quantitation; the LOD/LOQ may have varied by instrument and quarter. For samples collected after 10/1/2013, samples are reported to a reporting limit (RL) of 0.0050 ug/L for PFOA. For samples collected after 6/30/2016, each target compound RL is 0.0020 ug/L. J = Analyte present, reported value may not be accurate or precise; UJ = Not detected, reporting limit may not be accurate or precise; B = Not detected substantially above the level reported in the laboratory or field blanks. Samples identified as BED1 were collected after the first carbon bed. Samples identified as BED2 were collected after the second carbon bed and represent the treated water. All other samples collected were prior to treatment. Samples identified with -D or DUP are duplicate samples. Starting with the 3Q20 samples, the samples are analyzed by EPA Method 537.1. Prior to 3Q20, the samples were analyzed by a modified method 537.

**Table 2. Residential Granular Activated Carbon (GAC) Treatment System  
Results – Chemours Chambers Works, Deepwater, New Jersey**

Field Sample ID	Date	PFOA	PFOS	PFNA	Comments
BED1	6/17/2020	<0.0020	<0.0020	<0.0020	
BED1	1/20/2020	<0.0020	<0.0020	<0.0020	
BED1	10/8/2019	<0.0020	<0.0020	<0.0020	
PT	7/15/2019	0.18	<0.0020	<0.0020	
BED1	7/15/2019	<0.0020	<0.0020	<0.0020	
BED1	4/10/2019	<0.0020	<0.0020	<0.0020	
BED1	1/18/2019	<0.0020	<0.0020	<0.0020	
BED1	10/26/2018	<0.0020	<0.0020	<0.0020	
PT	7/12/2018	0.19	<0.0020	<0.0020	
BED1	7/12/2018	<0.0020	<0.0020	<0.0020	
BED1	4/16/2018	<0.0020	<0.0020	<0.0020	
	11/13/2017	0.22	<0.0020	<0.0020	GAC installed 01/26/2018.
<b>Location: 230</b>					
PT	9/8/2020	0.020	<0.0020	0.0027	
BED1	9/8/2020	<0.0020	<0.0020	<0.0020	
BED1	6/22/2020	<0.0020	<0.0020	<0.0020	
BED1	3/12/2020	<0.0020	<0.0020	<0.0020	
BED1	11/27/2019	<0.0020	<0.0020	<0.0020	

Concentrations in ug/L. Concentrations are rounded by the laboratory and reported to two significant figures. For samples collected prior to 10/1/2013, results for PFOA are reported under the following protocol: ND < LOD < NQ < LOQ where ND = Not Detected, NQ = Not Quantifiable, LOD = Limit of Detection, LOQ = Limit of Quantitation; the LOD/LOQ may have varied by instrument and quarter. For samples collected after 10/1/2013, samples are reported to a reporting limit (RL) of 0.0050 ug/L for PFOA. For samples collected after 6/30/2016, each target compound RL is 0.0020 ug/L. J = Analyte present, reported value may not be accurate or precise; UJ = Not detected, reporting limit may not be accurate or precise; B = Not detected substantially above the level reported in the laboratory or field blanks. Samples identified as BED1 were collected after the first carbon bed. Samples identified as BED2 were collected after the second carbon bed and represent the treated water. All other samples collected were prior to treatment. Samples identified with -D or DUP are duplicate samples. Starting with the 3Q20 samples, the samples are analyzed by EPA Method 537.1. Prior to 3Q20, the samples were analyzed by a modified method 537.

**Table 2. Residential Granular Activated Carbon (GAC) Treatment System  
Results – Chemours Chambers Works, Deepwater, New Jersey**

Field Sample ID	Date	PFOA	PFOS	PFNA	Comments
PT	7/30/2019	0.053	0.0036	0.0057	
BED1	7/30/2019	<0.0020	<0.0020	<0.0020	
BED1	4/22/2019	<0.0020	<0.0020	<0.0020	
BED1	2/5/2019	<0.0020	<0.0020	<0.0020	
BED1	11/1/2018	<0.0020	<0.0020	<0.0020	
PT	7/11/2018	0.027	0.0021	0.0027	
BED1	7/11/2018	<0.0020	<0.0020	<0.0020	
BED1	4/19/2018	<0.0020	<0.0020	<0.0020	
	11/14/2017	0.071 J	0.0063 J	0.01 J	GAC installed 02/06/2018.
	11/14/2017	0.052 J	0.0031 J	0.0056 J	Before treatment sample. GAC installed 02/06/2018.
<b>Location: 231</b>					
PT	9/23/2020	0.16	0.0043	0.0065	
BED1	9/23/2020	<0.0020	<0.0020	<0.0020	
BED1	6/25/2020	<0.0020	<0.0020	<0.0020	
BED1	12/5/2019	<0.0020	<0.0020	<0.0020	
PT	9/26/2019	0.097	0.0026	0.0063	
BED1	9/26/2019	<0.0020	<0.0020	<0.0020	
BED1	6/25/2019	<0.0020	<0.0020	<0.0020	

Concentrations in ug/L. Concentrations are rounded by the laboratory and reported to two significant figures. For samples collected prior to 10/1/2013, results for PFOA are reported under the following protocol: ND < LOD < NQ < LOQ where ND = Not Detected, NQ = Not Quantifiable, LOD = Limit of Detection, LOQ = Limit of Quantitation; the LOD/LOQ may have varied by instrument and quarter. For samples collected after 10/1/2013, samples are reported to a reporting limit (RL) of 0.0050 ug/L for PFOA. For samples collected after 6/30/2016, each target compound RL is 0.0020 ug/L. J = Analyte present, reported value may not be accurate or precise; UJ = Not detected, reporting limit may not be accurate or precise; B = Not detected substantially above the level reported in the laboratory or field blanks. Samples identified as BED1 were collected after the first carbon bed. Samples identified as BED2 were collected after the second carbon bed and represent the treated water. All other samples collected were prior to treatment. Samples identified with -D or DUP are duplicate samples. Starting with the 3Q20 samples, the samples are analyzed by EPA Method 537.1. Prior to 3Q20, the samples were analyzed by a modified method 537.

**Table 2. Residential Granular Activated Carbon (GAC) Treatment System  
Results – Chemours Chambers Works, Deepwater, New Jersey**

Field Sample ID	Date	PFOA	PFOS	PFNA	Comments
PT	1/17/2019	0.089	0.0037	0.0062	
BED1	1/17/2019	<0.0020	<0.0020	<0.0020	
BED1	10/29/2018	<0.0020	<0.0020	<0.0020	
	11/14/2017	0.08	0.0025	0.0057	GAC installed 04/11/2018.
<b>Location: 232</b>					
PT	9/2/2020	0.10	0.0021	0.012	
BED1	9/2/2020	0.0038	<0.0020	<0.0020	
BED1	6/22/2020	0.0085	<0.0020	<0.0020	
BED1	3/16/2020	0.0051	<0.0020	<0.0020	
BED1	11/25/2019	<0.0020	<0.0020	<0.0020	
PT	8/29/2019	0.13	0.0023	0.016	
BED1	8/29/2019	<0.0020	<0.0020	<0.0020	
BED1	5/1/2019	<0.0020	<0.0020	<0.0020	
BED1	2/21/2019	<0.0020	<0.0020	<0.0020	
BED1	10/30/2018	<0.0020	<0.0020	<0.0020	
PT	7/24/2018	0.15	0.0025	0.010	
BED1	7/24/2018	<0.0020	<0.0020	<0.0020	
BED1	5/3/2018	<0.0020	<0.0020	<0.0020	

Concentrations in ug/L. Concentrations are rounded by the laboratory and reported to two significant figures. For samples collected prior to 10/1/2013, results for PFOA are reported under the following protocol: ND < LOD < NQ < LOQ where ND = Not Detected, NQ = Not Quantifiable, LOD = Limit of Detection, LOQ = Limit of Quantitation; the LOD/LOQ may have varied by instrument and quarter. For samples collected after 10/1/2013, samples are reported to a reporting limit (RL) of 0.0050 ug/L for PFOA. For samples collected after 6/30/2016, each target compound RL is 0.0020 ug/L. J = Analyte present, reported value may not be accurate or precise; UJ = Not detected, reporting limit may not be accurate or precise; B = Not detected substantially above the level reported in the laboratory or field blanks. Samples identified as BED1 were collected after the first carbon bed. Samples identified as BED2 were collected after the second carbon bed and represent the treated water. All other samples collected were prior to treatment. Samples identified with -D or DUP are duplicate samples. Starting with the 3Q20 samples, the samples are analyzed by EPA Method 537.1. Prior to 3Q20, the samples were analyzed by a modified method 537.

**Table 2. Residential Granular Activated Carbon (GAC) Treatment System  
Results – Chemours Chambers Works, Deepwater, New Jersey**

Field Sample ID	Date	PFOA	PFOS	PFNA	Comments
	11/20/2017	0.063	0.0024	0.0047	GAC installed 02/23/2018.
<b>Location: 233</b>					
PT	7/28/2020	0.069	0.012	0.0087	
BED1	7/28/2020	<0.0020	<0.0020	<0.0020	
BED1	6/3/2020	<0.0020	<0.0020	<0.0020	
BED1	1/23/2020	<0.0020	<0.0020	<0.0020	
BED1-DUP	1/23/2020	<0.0020	<0.0020	<0.0020	
BED1	10/8/2019	<0.0020	<0.0020	<0.0020	
PT	7/10/2019	0.072	0.0069	0.0056	
BED1	7/10/2019	<0.0020	<0.0020	<0.0020	
BED1	4/3/2019	<0.0020	<0.0020	<0.0020	
BED1	1/14/2019	<0.0020	<0.0020	<0.0020	
BED1	11/13/2018	<0.0020	<0.0020	<0.0020	
PT	9/10/2018	0.067	0.0057	0.0050	
BED1	9/10/2018	<0.0020	<0.0020	<0.0020	
BED1	4/23/2018	<0.0020	<0.0020	<0.0020	
	11/21/2017	0.069	0.0073	0.0054	GAC installed 03/27/2018.

Concentrations in ug/L. Concentrations are rounded by the laboratory and reported to two significant figures. For samples collected prior to 10/1/2013, results for PFOA are reported under the following protocol: ND < LOD < NQ < LOQ where ND = Not Detected, NQ = Not Quantifiable, LOD = Limit of Detection, LOQ = Limit of Quantitation; the LOD/LOQ may have varied by instrument and quarter. For samples collected after 10/1/2013, samples are reported to a reporting limit (RL) of 0.0050 ug/L for PFOA. For samples collected after 6/30/2016, each target compound RL is 0.0020 ug/L. J = Analyte present, reported value may not be accurate or precise; UJ = Not detected, reporting limit may not be accurate or precise; B = Not detected substantially above the level reported in the laboratory or field blanks. Samples identified as BED1 were collected after the first carbon bed. Samples identified as BED2 were collected after the second carbon bed and represent the treated water. All other samples collected were prior to treatment. Samples identified with -D or DUP are duplicate samples. Starting with the 3Q20 samples, the samples are analyzed by EPA Method 537.1. Prior to 3Q20, the samples were analyzed by a modified method 537.



**Table 2. Residential Granular Activated Carbon (GAC) Treatment System  
Results – Chemours Chambers Works, Deepwater, New Jersey**

Field Sample ID	Date	PFOA	PFOS	PFNA	Comments
<b>Location: 235</b>					
PT	8/11/2020	0.020	0.0023	0.0073	
BED1	8/11/2020	<0.0020	<0.0020	<0.0020	
BED1	6/8/2020	<0.0020	<0.0020	<0.0020	
BED1	1/16/2020	<0.0020	<0.0020	<0.0020	
BED1	10/2/2019	<0.0020	<0.0020	<0.0020	
PT	7/9/2019	0.11	<0.0020	0.010	
BED1	7/9/2019	<0.0020	<0.0020	<0.0020	
BED1	4/8/2019	<0.0020	<0.0020	<0.0020	
BED1-DUP	4/8/2019	<0.0020	<0.0020	<0.0020	
BED1	1/14/2019	<0.0020	<0.0020	<0.0020	
BED1	10/26/2018	<0.0020	<0.0020	<0.0020	
PT	7/16/2018	0.13	<0.0020	0.011	
BED1	7/16/2018	<0.0020	<0.0020	<0.0020	
BED1	4/18/2018	<0.0020	<0.0020	<0.0020	
	11/27/2017	0.089	<0.0020	0.011	GAC installed 02/09/2018.
<b>Location: 236</b>					
PT	9/21/2020	0.054	0.011	0.0051	

Concentrations in ug/L. Concentrations are rounded by the laboratory and reported to two significant figures. For samples collected prior to 10/1/2013, results for PFOA are reported under the following protocol: ND < LOD < NQ < LOQ where ND = Not Detected, NQ = Not Quantifiable, LOD = Limit of Detection, LOQ = Limit of Quantitation; the LOD/LOQ may have varied by instrument and quarter. For samples collected after 10/1/2013, samples are reported to a reporting limit (RL) of 0.0050 ug/L for PFOA. For samples collected after 6/30/2016, each target compound RL is 0.0020 ug/L. J = Analyte present, reported value may not be accurate or precise; UJ = Not detected, reporting limit may not be accurate or precise; B = Not detected substantially above the level reported in the laboratory or field blanks. Samples identified as BED1 were collected after the first carbon bed. Samples identified as BED2 were collected after the second carbon bed and represent the treated water. All other samples collected were prior to treatment. Samples identified with -D or DUP are duplicate samples. Starting with the 3Q20 samples, the samples are analyzed by EPA Method 537.1. Prior to 3Q20, the samples were analyzed by a modified method 537.

**Table 2. Residential Granular Activated Carbon (GAC) Treatment System  
Results – Chemours Chambers Works, Deepwater, New Jersey**

Field Sample ID	Date	PFOA	PFOS	PFNA	Comments
BED1	9/21/2020	<0.0020	<0.0020	<0.0020	
BED1	6/26/2020	<0.0020	<0.0020	<0.0020	
BED1	3/6/2020	<0.0020	<0.0020	<0.0020	
BED1	11/7/2019	<0.0020	<0.0020	<0.0020	
BED1-DUP	11/7/2019	<0.0020	<0.0020	<0.0020	
PT	8/28/2019	0.058	0.011	0.005	
BED1	8/28/2019	<0.0020	<0.0020	<0.0020	
BED1	5/16/2019	<0.0020	<0.0020	<0.0020	
BED1	2/13/2019	<0.0020	<0.0020	<0.0020	
BED1-DUP	2/13/2019	<0.0020	<0.0020	<0.0020	
BED1	11/9/2018	<0.0020	<0.0020	<0.0020	
BED1-DUP	11/9/2018	<0.0020	<0.0020	<0.0020	
PT	8/9/2018	0.060	0.012	0.0055	
BED1	8/9/2018	<0.0020	<0.0020	<0.0020	
BED1-DUP	8/9/2018	<0.0020	<0.0020	<0.0020	
	11/27/2017	0.051	0.0099	0.0039	GAC installed 05/04/2018.
<b>Location: 237</b>					
PT	7/28/2020	0.046	0.0049	0.0024	

Concentrations in ug/L. Concentrations are rounded by the laboratory and reported to two significant figures. For samples collected prior to 10/1/2013, results for PFOA are reported under the following protocol: ND < LOD < NQ < LOQ where ND = Not Detected, NQ = Not Quantifiable, LOD = Limit of Detection, LOQ = Limit of Quantitation; the LOD/LOQ may have varied by instrument and quarter. For samples collected after 10/1/2013, samples are reported to a reporting limit (RL) of 0.0050 ug/L for PFOA. For samples collected after 6/30/2016, each target compound RL is 0.0020 ug/L. J = Analyte present, reported value may not be accurate or precise; UJ = Not detected, reporting limit may not be accurate or precise; B = Not detected substantially above the level reported in the laboratory or field blanks. Samples identified as BED1 were collected after the first carbon bed. Samples identified as BED2 were collected after the second carbon bed and represent the treated water. All other samples collected were prior to treatment. Samples identified with -D or DUP are duplicate samples. Starting with the 3Q20 samples, the samples are analyzed by EPA Method 537.1. Prior to 3Q20, the samples were analyzed by a modified method 537.

**Table 2. Residential Granular Activated Carbon (GAC) Treatment System  
Results – Chemours Chambers Works, Deepwater, New Jersey**

Field Sample ID	Date	PFOA	PFOS	PFNA	Comments
BED1	7/28/2020	<0.0020	<0.0020	<0.0020	
BED1	3/6/2020	<0.0020	<0.0020	<0.0020	
BED1	11/22/2019	<0.0020	<0.0020	<0.0020	
PT	9/25/2019	0.037	0.0039	<0.0020	
BED1	9/25/2019	<0.0020	<0.0020	<0.0020	
BED1	6/28/2019	<0.0020	<0.0020	<0.0020	
BED1	3/28/2019	<0.0020	<0.0020	<0.0020	
BED1	11/27/2018	<0.0020	<0.0020	<0.0020	
PT	7/18/2018	0.044	0.0047	<0.0020	
BED1	7/18/2018	<0.0020	<0.0020	<0.0020	
BED1	4/19/2018	0.0022 B	<0.0020	<0.0020	
	11/27/2017	0.039	0.0046	<0.0020	GAC installed 02/20/2018.
<b>Location: 238</b>					
PT	8/10/2020	0.036	0.0068	<0.0020	
BED1	8/10/2020	<0.0020	<0.0020	<0.0020	
BED1	6/8/2020	<0.0020	<0.0020	<0.0020	
BED1	2/20/2020	<0.0020	<0.0020	<0.0020	
BED1	11/13/2019	<0.0020	<0.0020	<0.0020	

Concentrations in ug/L. Concentrations are rounded by the laboratory and reported to two significant figures. For samples collected prior to 10/1/2013, results for PFOA are reported under the following protocol: ND < LOD < NQ < LOQ where ND = Not Detected, NQ = Not Quantifiable, LOD = Limit of Detection, LOQ = Limit of Quantitation; the LOD/LOQ may have varied by instrument and quarter. For samples collected after 10/1/2013, samples are reported to a reporting limit (RL) of 0.0050 ug/L for PFOA. For samples collected after 6/30/2016, each target compound RL is 0.0020 ug/L. J = Analyte present, reported value may not be accurate or precise; UJ = Not detected, reporting limit may not be accurate or precise; B = Not detected substantially above the level reported in the laboratory or field blanks. Samples identified as BED1 were collected after the first carbon bed. Samples identified as BED2 were collected after the second carbon bed and represent the treated water. All other samples collected were prior to treatment. Samples identified with -D or DUP are duplicate samples. Starting with the 3Q20 samples, the samples are analyzed by EPA Method 537.1. Prior to 3Q20, the samples were analyzed by a modified method 537.

**Table 2. Residential Granular Activated Carbon (GAC) Treatment System  
Results – Chemours Chambers Works, Deepwater, New Jersey**

Field Sample ID	Date	PFOA	PFOS	PFNA	Comments
PT	8/29/2019	0.033	0.0079	<0.0020	
BED1	8/29/2019	<0.0020	<0.0020	<0.0020	
BED1	5/16/2019	<0.0020	<0.0020	<0.0020	
BED1	2/22/2019	<0.0020	<0.0020	<0.0020	
BED1	11/27/2018	<0.0020	<0.0020	<0.0020	
PT	9/19/2018	0.032	0.0052	0.0021	
BED1	9/19/2018	<0.0020	<0.0020	<0.0020	
	11/28/2017	0.029	0.0051	<0.0020	GAC installed 04/24/2018.
<b>Location: 239</b>					
PT	9/16/2020	0.067	0.0033	0.015	
BED1	9/16/2020	<0.0020	<0.0020	<0.0020	
BED1	6/23/2020	<0.0020	<0.0020	<0.0020	
BED1	2/28/2020	<0.0020	<0.0020	<0.0020	
BED1	11/21/2019	<0.0020	<0.0020	<0.0020	
PT	9/6/2019	0.066	0.0027	0.014	
BED1	9/6/2019	<0.0020	<0.0020	<0.0020	
BED1	4/5/2019	<0.0020	<0.0020	<0.0020	
BED1	1/15/2019	<0.0020	<0.0020	<0.0020	

Concentrations in ug/L. Concentrations are rounded by the laboratory and reported to two significant figures. For samples collected prior to 10/1/2013, results for PFOA are reported under the following protocol: ND < LOD < NQ < LOQ where ND = Not Detected, NQ = Not Quantifiable, LOD = Limit of Detection, LOQ = Limit of Quantitation; the LOD/LOQ may have varied by instrument and quarter. For samples collected after 10/1/2013, samples are reported to a reporting limit (RL) of 0.0050 ug/L for PFOA. For samples collected after 6/30/2016, each target compound RL is 0.0020 ug/L. J = Analyte present, reported value may not be accurate or precise; UJ = Not detected, reporting limit may not be accurate or precise; B = Not detected substantially above the level reported in the laboratory or field blanks. Samples identified as BED1 were collected after the first carbon bed. Samples identified as BED2 were collected after the second carbon bed and represent the treated water. All other samples collected were prior to treatment. Samples identified with -D or DUP are duplicate samples. Starting with the 3Q20 samples, the samples are analyzed by EPA Method 537.1. Prior to 3Q20, the samples were analyzed by a modified method 537.

**Table 2. Residential Granular Activated Carbon (GAC) Treatment System  
Results – Chemours Chambers Works, Deepwater, New Jersey**

Field Sample ID	Date	PFOA	PFOS	PFNA	Comments
BED1	10/26/2018	<0.0020	<0.0020	<0.0020	
PT	7/13/2018	0.076	0.0030	0.013	
BED1	7/13/2018	<0.0020	<0.0020	<0.0020	
	11/28/2017	0.078	0.0033	0.013	GAC installed 04/12/2018.
<b>Location: 242</b>					
PT	9/16/2020	0.074	<0.0020	0.0029	
BED1	9/16/2020	<0.0020	<0.0020	<0.0020	
BED1	6/10/2020	<0.0020	<0.0020	<0.0020	
BED1	1/17/2020	<0.0020	<0.0020	<0.0020	
	8/26/2019	0.062	<0.0020	0.0021	GAC installed 11/15/2019.
	4/23/2018	0.0098	<0.0020	<0.0020	
	11/30/2017	0.011	<0.0020	<0.0020	
<b>Location: 243</b>					
PT	9/2/2020	0.058	0.0096	0.010	
BED1	9/2/2020	<0.0020	<0.0020	<0.0020	
BED1	6/19/2020	<0.0020	<0.0020	<0.0020	
BED1	2/7/2020	<0.0020	<0.0020	<0.0020	
BED1	10/31/2019	<0.0020	<0.0020	<0.0020	

Concentrations in ug/L. Concentrations are rounded by the laboratory and reported to two significant figures. For samples collected prior to 10/1/2013, results for PFOA are reported under the following protocol: ND < LOD < NQ < LOQ where ND = Not Detected, NQ = Not Quantifiable, LOD = Limit of Detection, LOQ = Limit of Quantitation; the LOD/LOQ may have varied by instrument and quarter. For samples collected after 10/1/2013, samples are reported to a reporting limit (RL) of 0.0050 ug/L for PFOA. For samples collected after 6/30/2016, each target compound RL is 0.0020 ug/L. J = Analyte present, reported value may not be accurate or precise; UJ = Not detected, reporting limit may not be accurate or precise; B = Not detected substantially above the level reported in the laboratory or field blanks. Samples identified as BED1 were collected after the first carbon bed. Samples identified as BED2 were collected after the second carbon bed and represent the treated water. All other samples collected were prior to treatment. Samples identified with -D or DUP are duplicate samples. Starting with the 3Q20 samples, the samples are analyzed by EPA Method 537.1. Prior to 3Q20, the samples were analyzed by a modified method 537.

**Table 2. Residential Granular Activated Carbon (GAC) Treatment System  
Results – Chemours Chambers Works, Deepwater, New Jersey**

Field Sample ID	Date	PFOA	PFOS	PFNA	Comments
PT	8/29/2019	0.057	0.011	0.011	
BED1	8/29/2019	<0.0020	<0.0020	<0.0020	
BED1-DUP	8/29/2019	<0.0020	<0.0020	<0.0020	
BED1	5/23/2019	<0.0020	<0.0020	<0.0020	
BED1-DUP	5/23/2019	<0.0020	<0.0020	<0.0020	
BED1	2/21/2019	<0.0020	<0.0020	<0.0020	
BED1	11/5/2018	<0.0020	<0.0020	<0.0020	
PT	7/26/2018	0.065	0.014	0.012	
BED1	7/26/2018	<0.0020	<0.0020	<0.0020	
BED1	4/25/2018	<0.0020	<0.0020	<0.0020	
	11/30/2017	0.061	0.011	0.011	GAC installed 03/27/2018.
<b>Location: 244</b>					
BED1	3/17/2020	<0.0020	<0.0020	<0.0020	
PT	9/3/2019	0.064	0.009	0.0065	
BED1	9/3/2019	<0.0020	<0.0020	<0.0020	
BED1	6/4/2019	<0.0020	<0.0020	<0.0020	
BED1	1/30/2019	<0.0020	<0.0020	<0.0020	
BED1	11/7/2018	<0.0020	<0.0020	<0.0020	

Concentrations in ug/L. Concentrations are rounded by the laboratory and reported to two significant figures. For samples collected prior to 10/1/2013, results for PFOA are reported under the following protocol: ND < LOD < NQ < LOQ where ND = Not Detected, NQ = Not Quantifiable, LOD = Limit of Detection, LOQ = Limit of Quantitation; the LOD/LOQ may have varied by instrument and quarter. For samples collected after 10/1/2013, samples are reported to a reporting limit (RL) of 0.0050 ug/L for PFOA. For samples collected after 6/30/2016, each target compound RL is 0.0020 ug/L. J = Analyte present, reported value may not be accurate or precise; UJ = Not detected, reporting limit may not be accurate or precise; B = Not detected substantially above the level reported in the laboratory or field blanks. Samples identified as BED1 were collected after the first carbon bed. Samples identified as BED2 were collected after the second carbon bed and represent the treated water. All other samples collected were prior to treatment. Samples identified with -D or DUP are duplicate samples. Starting with the 3Q20 samples, the samples are analyzed by EPA Method 537.1. Prior to 3Q20, the samples were analyzed by a modified method 537.

**Table 2. Residential Granular Activated Carbon (GAC) Treatment System  
Results – Chemours Chambers Works, Deepwater, New Jersey**

Field Sample ID	Date	PFOA	PFOS	PFNA	Comments
PT	8/7/2018	0.063	0.0070	0.0066	
BED1	8/7/2018	<0.0020	<0.0020	<0.0020	
	11/30/2017	0.033	<0.0020	0.0026	GAC installed 05/02/2018.
<b>Location: 246</b>					
PT	8/26/2020	0.065	0.0034	0.015	
BED1	8/26/2020	<0.0020	<0.0020	<0.0020	
BED1-DUP	8/26/2020	<0.0020	<0.0020	<0.0020	
BED1	6/9/2020	<0.0020	<0.0020	<0.0020	
BED1	1/30/2020	<0.0020	<0.0020	<0.0020	
BED1-DUP	1/30/2020	<0.0020	<0.0020	<0.0020	
BED1	10/22/2019	<0.0020	<0.0020	<0.0020	
PT	8/2/2019	0.079	0.0035	0.015	
BED1	8/2/2019	<0.0020	<0.0020	<0.0020	
BED1	4/25/2019	<0.0020	0.0022	<0.0020	
BED1	2/18/2019	<0.0020	0.0034	<0.0020	
BED1	11/27/2018	<0.0020	<0.0020	<0.0020	
PT	8/1/2018	0.076	0.0027	0.013	
BED1	8/1/2018	<0.0020	<0.0020	<0.0020	

Concentrations in ug/L. Concentrations are rounded by the laboratory and reported to two significant figures. For samples collected prior to 10/1/2013, results for PFOA are reported under the following protocol: ND < LOD < NQ < LOQ where ND = Not Detected, NQ = Not Quantifiable, LOD = Limit of Detection, LOQ = Limit of Quantitation; the LOD/LOQ may have varied by instrument and quarter. For samples collected after 10/1/2013, samples are reported to a reporting limit (RL) of 0.0050 ug/L for PFOA. For samples collected after 6/30/2016, each target compound RL is 0.0020 ug/L. J = Analyte present, reported value may not be accurate or precise; UJ = Not detected, reporting limit may not be accurate or precise; B = Not detected substantially above the level reported in the laboratory or field blanks. Samples identified as BED1 were collected after the first carbon bed. Samples identified as BED2 were collected after the second carbon bed and represent the treated water. All other samples collected were prior to treatment. Samples identified with -D or DUP are duplicate samples. Starting with the 3Q20 samples, the samples are analyzed by EPA Method 537.1. Prior to 3Q20, the samples were analyzed by a modified method 537.

**Table 2. Residential Granular Activated Carbon (GAC) Treatment System  
Results – Chemours Chambers Works, Deepwater, New Jersey**

Field Sample ID	Date	PFOA	PFOS	PFNA	Comments
	11/30/2017	0.077	0.0031	0.012	GAC installed 05/24/2018.
<b>Location: 247</b>					
PT	8/25/2020	0.037	0.0036	<0.0020	
BED1	8/25/2020	<0.0020	<0.0020	<0.0020	
BED1	6/16/2020	<0.0020	<0.0020	<0.0020	
BED1	2/20/2020	<0.0020	<0.0020	<0.0020	
BED1	11/13/2019	<0.0020	<0.0020	<0.0020	
PT	9/12/2019	0.059	0.011	0.0062	
BED1	9/12/2019	<0.0020	<0.0020	<0.0020	
BED1	4/12/2019	<0.0020	<0.0020	<0.0020	
BED1	1/23/2019	<0.0020	<0.0020	<0.0020	
BED1	11/2/2018	<0.0020	<0.0020	<0.0020	
PT	7/19/2018	0.036	0.0036	<0.0020	
BED1	7/19/2018	<0.0020	<0.0020	<0.0020	
BED1	4/16/2018	<0.0020	<0.0020	<0.0020	
	11/30/2017	0.034	0.0034	<0.0020	GAC installed 02/20/2018.
<b>Location: 248</b>					
PT	9/14/2020	0.044	0.0026 J	0.012	

Concentrations in ug/L. Concentrations are rounded by the laboratory and reported to two significant figures. For samples collected prior to 10/1/2013, results for PFOA are reported under the following protocol: ND < LOD < NQ < LOQ where ND = Not Detected, NQ = Not Quantifiable, LOD = Limit of Detection, LOQ = Limit of Quantitation; the LOD/LOQ may have varied by instrument and quarter. For samples collected after 10/1/2013, samples are reported to a reporting limit (RL) of 0.0050 ug/L for PFOA. For samples collected after 6/30/2016, each target compound RL is 0.0020 ug/L. J = Analyte present, reported value may not be accurate or precise; UJ = Not detected, reporting limit may not be accurate or precise; B = Not detected substantially above the level reported in the laboratory or field blanks. Samples identified as BED1 were collected after the first carbon bed. Samples identified as BED2 were collected after the second carbon bed and represent the treated water. All other samples collected were prior to treatment. Samples identified with -D or DUP are duplicate samples. Starting with the 3Q20 samples, the samples are analyzed by EPA Method 537.1. Prior to 3Q20, the samples were analyzed by a modified method 537.



**Table 2. Residential Granular Activated Carbon (GAC) Treatment System  
Results – Chemours Chambers Works, Deepwater, New Jersey**

Field Sample ID	Date	PFOA	PFOS	PFNA	Comments
BED1	9/14/2020	<0.0020	<0.0020	<0.0020	
BED1	6/24/2020	<0.0020	<0.0020	<0.0020	
BED1	2/27/2020	<0.0020	<0.0020	<0.0020	
BED1	11/25/2019	<0.0020	<0.0020	<0.0020	
PT	9/25/2019	0.067	0.0035	0.016	
BED1	9/25/2019	<0.0020	<0.0020	<0.0020	
BED1-DUP	9/25/2019	<0.0020	<0.0020	<0.0020	
BED1	5/20/2019	<0.0020	<0.0020	<0.0020	
BED1	3/7/2019	<0.0020	<0.0020	<0.0020	
BED1	11/28/2018	<0.0020	<0.0020	<0.0020	
PT	8/7/2018	0.079	0.0039	0.016	
BED1	8/7/2018	<0.0020	<0.0020	<0.0020	
BED1	5/3/2018	<0.0020	<0.0020	<0.0020	
-DUP	11/30/2017	0.076	0.0046	0.017	GAC installed 02/16/2018.
	11/30/2017	0.072	0.0043	0.017	GAC installed 02/16/2018.
<b>Location: 249</b>					
PT	9/16/2020	0.064	0.010	0.0061	
BED1	9/16/2020	<0.0020	<0.0020	<0.0020	

Concentrations in ug/L. Concentrations are rounded by the laboratory and reported to two significant figures. For samples collected prior to 10/1/2013, results for PFOA are reported under the following protocol: ND < LOD < NQ < LOQ where ND = Not Detected, NQ = Not Quantifiable, LOD = Limit of Detection, LOQ = Limit of Quantitation; the LOD/LOQ may have varied by instrument and quarter. For samples collected after 10/1/2013, samples are reported to a reporting limit (RL) of 0.0050 ug/L for PFOA. For samples collected after 6/30/2016, each target compound RL is 0.0020 ug/L. J = Analyte present, reported value may not be accurate or precise; UJ = Not detected, reporting limit may not be accurate or precise; B = Not detected substantially above the level reported in the laboratory or field blanks. Samples identified as BED1 were collected after the first carbon bed. Samples identified as BED2 were collected after the second carbon bed and represent the treated water. All other samples collected were prior to treatment. Samples identified with -D or DUP are duplicate samples. Starting with the 3Q20 samples, the samples are analyzed by EPA Method 537.1. Prior to 3Q20, the samples were analyzed by a modified method 537.

**Table 2. Residential Granular Activated Carbon (GAC) Treatment System  
Results – Chemours Chambers Works, Deepwater, New Jersey**

Field Sample ID	Date	PFOA	PFOS	PFNA	Comments
BED1	6/24/2020	<0.0020	<0.0020	<0.0020	
BED1-DUP	6/24/2020	<0.0020	<0.0020	<0.0020	
BED1	2/20/2020	<0.0020	<0.0020	<0.0020	
BED1	11/18/2019	<0.0020	<0.0020	<0.0020	
PT	9/12/2019	0.058	0.010	0.0058	
BED1	9/12/2019	<0.0020	<0.0020	<0.0020	
BED1	5/30/2019	<0.0020	<0.0020	<0.0020	
BED1-DUP	5/30/2019	<0.0020	<0.0020	<0.0020	
PT	1/17/2019	0.068	0.013	0.0065	
BED1	1/17/2019	<0.0020	<0.0020	<0.0020	
BED1	10/22/2018	<0.0020	<0.0020	<0.0020	
	11/30/2017	0.053	0.01	0.0048	GAC installed 09/28/2018.
<b>Location: 250</b>					
PT	9/16/2020	0.075	0.0089	0.0076	
BED1	9/16/2020	<0.0020	<0.0020	<0.0020	
BED1	6/26/2020	<0.0020	<0.0020	<0.0020	
BED1	11/27/2019	<0.0020	<0.0020	<0.0020	
PT	9/25/2019	0.077	0.0094	0.0083	

Concentrations in ug/L. Concentrations are rounded by the laboratory and reported to two significant figures. For samples collected prior to 10/1/2013, results for PFOA are reported under the following protocol: ND < LOD < NQ < LOQ where ND = Not Detected, NQ = Not Quantifiable, LOD = Limit of Detection, LOQ = Limit of Quantitation; the LOD/LOQ may have varied by instrument and quarter. For samples collected after 10/1/2013, samples are reported to a reporting limit (RL) of 0.0050 ug/L for PFOA. For samples collected after 6/30/2016, each target compound RL is 0.0020 ug/L. J = Analyte present, reported value may not be accurate or precise; UJ = Not detected, reporting limit may not be accurate or precise; B = Not detected substantially above the level reported in the laboratory or field blanks. Samples identified as BED1 were collected after the first carbon bed. Samples identified as BED2 were collected after the second carbon bed and represent the treated water. All other samples collected were prior to treatment. Samples identified with -D or DUP are duplicate samples. Starting with the 3Q20 samples, the samples are analyzed by EPA Method 537.1. Prior to 3Q20, the samples were analyzed by a modified method 537.

**Table 2. Residential Granular Activated Carbon (GAC) Treatment System  
Results – Chemours Chambers Works, Deepwater, New Jersey**

Field Sample ID	Date	PFOA	PFOS	PFNA	Comments
BED1	9/25/2019	<0.0020	<0.0020	<0.0020	
BED1	5/17/2019	<0.0020	<0.0020	<0.0020	
BED1	3/18/2019	<0.0020	<0.0020	<0.0020	
PT	12/21/2018	0.081	0.0086	0.0058	
BED1	12/21/2018	<0.0020	<0.0020	<0.0020	
	11/30/2017	0.069	0.0092	0.0062	GAC installed 09/19/2018.
<b>Location: 251</b>					
PT	9/28/2020	0.067	0.017	0.0082	
BED1	9/28/2020	<0.0020	<0.0020	<0.0020	
BED1-DUP	9/28/2020	<0.0020 UJ	<0.0020 UJ	<0.0020 UJ	
BED1	6/18/2020	<0.0020	<0.0020	<0.0020	
BED1	1/29/2020	<0.0020	<0.0020	<0.0020	
	11/30/2017	0.062	0.0059	0.0043	GAC installed 11/05/2019.
<b>Location: 255</b>					
PT	9/28/2020	0.049	0.0094	0.0036	
BED1	9/28/2020	<0.0020	<0.0020	<0.0020	
BED1	6/4/2020	<0.0020	<0.0020	<0.0020	
BED1	2/19/2020	<0.0020	<0.0020	<0.0020	

Concentrations in ug/L. Concentrations are rounded by the laboratory and reported to two significant figures. For samples collected prior to 10/1/2013, results for PFOA are reported under the following protocol: ND < LOD < NQ < LOQ where ND = Not Detected, NQ = Not Quantifiable, LOD = Limit of Detection, LOQ = Limit of Quantitation; the LOD/LOQ may have varied by instrument and quarter. For samples collected after 10/1/2013, samples are reported to a reporting limit (RL) of 0.0050 ug/L for PFOA. For samples collected after 6/30/2016, each target compound RL is 0.0020 ug/L. J = Analyte present, reported value may not be accurate or precise; UJ = Not detected, reporting limit may not be accurate or precise; B = Not detected substantially above the level reported in the laboratory or field blanks. Samples identified as BED1 were collected after the first carbon bed. Samples identified as BED2 were collected after the second carbon bed and represent the treated water. All other samples collected were prior to treatment. Samples identified with -D or DUP are duplicate samples. Starting with the 3Q20 samples, the samples are analyzed by EPA Method 537.1. Prior to 3Q20, the samples were analyzed by a modified method 537.

**Table 2. Residential Granular Activated Carbon (GAC) Treatment System  
Results – Chemours Chambers Works, Deepwater, New Jersey**

Field Sample ID	Date	PFOA	PFOS	PFNA	Comments
BED1	11/14/2019	<0.0020	<0.0020	<0.0020	
PT	9/13/2019	0.056	0.0092	0.0038	
BED1	9/13/2019	<0.0020	<0.0020	<0.0020	
BED1	5/1/2019	<0.0020	<0.0020	<0.0020	
BED1	2/18/2019	<0.0020	<0.0020	<0.0020	
BED1	11/27/2018	<0.0020	<0.0020	<0.0020	
PT	7/20/2018	0.045	0.0086	0.0028	
BED1	7/20/2018	<0.0020	<0.0020	<0.0020	
BED1	5/15/2018	<0.0020	<0.0020	<0.0020	
	12/7/2017	0.047	0.01	0.0033	GAC installed 02/22/2018.
<b>Location: 256</b>					
PT	7/23/2020	0.069	0.010	0.0080	
BED1	7/23/2020	<0.0020	<0.0020	<0.0020	
BED1-DUP	7/23/2020	<0.0020	<0.0020	<0.0020	
BED1	6/1/2020	<0.0020	<0.0020	<0.0020	
BED1	2/18/2020	<0.0020	<0.0020	<0.0020	
BED1	11/12/2019	<0.0020	<0.0020	<0.0020	
PT	9/10/2019	0.079	0.0099	0.0090	

Concentrations in ug/L. Concentrations are rounded by the laboratory and reported to two significant figures. For samples collected prior to 10/1/2013, results for PFOA are reported under the following protocol: ND < LOD < NQ < LOQ where ND = Not Detected, NQ = Not Quantifiable, LOD = Limit of Detection, LOQ = Limit of Quantitation; the LOD/LOQ may have varied by instrument and quarter. For samples collected after 10/1/2013, samples are reported to a reporting limit (RL) of 0.0050 ug/L for PFOA. For samples collected after 6/30/2016, each target compound RL is 0.0020 ug/L. J = Analyte present, reported value may not be accurate or precise; UJ = Not detected, reporting limit may not be accurate or precise; B = Not detected substantially above the level reported in the laboratory or field blanks. Samples identified as BED1 were collected after the first carbon bed. Samples identified as BED2 were collected after the second carbon bed and represent the treated water. All other samples collected were prior to treatment. Samples identified with -D or DUP are duplicate samples. Starting with the 3Q20 samples, the samples are analyzed by EPA Method 537.1. Prior to 3Q20, the samples were analyzed by a modified method 537.

**Table 2. Residential Granular Activated Carbon (GAC) Treatment System  
Results – Chemours Chambers Works, Deepwater, New Jersey**

Field Sample ID	Date	PFOA	PFOS	PFNA	Comments
BED1	9/10/2019	<0.0020	<0.0020	<0.0020	
BED1	5/20/2019	<0.0020	<0.0020	<0.0020	
BED1	3/20/2019	<0.0020	<0.0020	<0.0020	
BED1	10/31/2018	<0.0020	0.0023	<0.0020	
PT	7/24/2018	0.073	0.010	0.0072	
BED1	7/24/2018	<0.0020	<0.0020	<0.0020	
BED1	4/19/2018	<0.0020	<0.0020	<0.0020	
-DUP	12/7/2017	0.065	0.011	0.0061	GAC installed 03/13/2018.
	12/7/2017	0.063	0.012	0.0063	GAC installed 03/13/2018.
<b>Location: 257</b>					
PT	9/14/2020	0.075	0.0088 J	0.0066	
BED1	9/14/2020	<0.0020	<0.0020	<0.0020	
BED1	6/30/2020	<0.0020	<0.0020	<0.0020	
BED1	11/18/2019	<0.0020	<0.0020	<0.0020	
PT	9/6/2019	0.073	0.0085	0.0073	
BED1	9/6/2019	<0.0020	<0.0020	<0.0020	
BED1	6/25/2019	<0.0020	<0.0020	<0.0020	
BED1	3/26/2019	<0.0020	<0.0020	<0.0020	

Concentrations in ug/L. Concentrations are rounded by the laboratory and reported to two significant figures. For samples collected prior to 10/1/2013, results for PFOA are reported under the following protocol: ND < LOD < NQ < LOQ where ND = Not Detected, NQ = Not Quantifiable, LOD = Limit of Detection, LOQ = Limit of Quantitation; the LOD/LOQ may have varied by instrument and quarter. For samples collected after 10/1/2013, samples are reported to a reporting limit (RL) of 0.0050 ug/L for PFOA. For samples collected after 6/30/2016, each target compound RL is 0.0020 ug/L. J = Analyte present, reported value may not be accurate or precise; UJ = Not detected, reporting limit may not be accurate or precise; B = Not detected substantially above the level reported in the laboratory or field blanks. Samples identified as BED1 were collected after the first carbon bed. Samples identified as BED2 were collected after the second carbon bed and represent the treated water. All other samples collected were prior to treatment. Samples identified with -D or DUP are duplicate samples. Starting with the 3Q20 samples, the samples are analyzed by EPA Method 537.1. Prior to 3Q20, the samples were analyzed by a modified method 537.

**Table 2. Residential Granular Activated Carbon (GAC) Treatment System  
Results – Chemours Chambers Works, Deepwater, New Jersey**

Field Sample ID	Date	PFOA	PFOS	PFNA	Comments
BED1	11/9/2018	<0.0020	<0.0020	<0.0020	
PT	8/6/2018	0.086	0.0071	0.0061	
BED1	8/6/2018	<0.0020	<0.0020	<0.0020	
	12/7/2017	0.082	0.0067	0.0052	GAC installed 05/04/2018.
<b>Location: 258</b>					
PT	9/8/2020	0.065	0.0070	0.0060	
BED1	9/8/2020	<0.0020	<0.0020	<0.0020	
BED1	6/23/2020	0.0041	<0.0020	<0.0020	
BED1	2/20/2020	<0.0020	<0.0020	<0.0020	
BED1	11/18/2019	<0.0020	<0.0020	<0.0020	
PT	8/28/2019	0.068	0.0078	0.0057	
BED1	8/28/2019	<0.0020	<0.0020	<0.0020	
BED1-DUP	8/28/2019	<0.0020	<0.0020	<0.0020	
BED1	5/20/2019	<0.0020	<0.0020	<0.0020	
BED1	2/15/2019	<0.0020	<0.0020	<0.0020	
BED1	11/12/2018	<0.0020	<0.0020	<0.0020	
PT	8/20/2018	0.066	0.0064	0.0041	
BED1	8/20/2018	<0.0020	<0.0020	<0.0020	

Concentrations in ug/L. Concentrations are rounded by the laboratory and reported to two significant figures. For samples collected prior to 10/1/2013, results for PFOA are reported under the following protocol: ND < LOD < NQ < LOQ where ND = Not Detected, NQ = Not Quantifiable, LOD = Limit of Detection, LOQ = Limit of Quantitation; the LOD/LOQ may have varied by instrument and quarter. For samples collected after 10/1/2013, samples are reported to a reporting limit (RL) of 0.0050 ug/L for PFOA. For samples collected after 6/30/2016, each target compound RL is 0.0020 ug/L. J = Analyte present, reported value may not be accurate or precise; UJ = Not detected, reporting limit may not be accurate or precise; B = Not detected substantially above the level reported in the laboratory or field blanks. Samples identified as BED1 were collected after the first carbon bed. Samples identified as BED2 were collected after the second carbon bed and represent the treated water. All other samples collected were prior to treatment. Samples identified with -D or DUP are duplicate samples. Starting with the 3Q20 samples, the samples are analyzed by EPA Method 537.1. Prior to 3Q20, the samples were analyzed by a modified method 537.

**Table 2. Residential Granular Activated Carbon (GAC) Treatment System  
Results – Chemours Chambers Works, Deepwater, New Jersey**

Field Sample ID	Date	PFOA	PFOS	PFNA	Comments
BED1	4/30/2018	<0.0020	<0.0020	<0.0020	
	12/7/2017	0.064	0.0065	0.0042	GAC installed 03/14/2018.
<b>Location: 259</b>					
PT	9/16/2020	0.071	0.0073	0.0079	
BED1	9/16/2020	<0.0020	<0.0020	<0.0020	
BED1	6/25/2020	<0.0020	<0.0020	<0.0020	
BED1	12/11/2019	<0.0020	<0.0020	<0.0020	
PT	9/26/2019	0.070	0.0061	0.0073	
BED1	9/26/2019	<0.0020	<0.0020	<0.0020	
BED1	6/3/2019	<0.0020	<0.0020	<0.0020	
BED1	1/14/2019	<0.0020	<0.0020	<0.0020	
BED1	10/30/2018	<0.0020	<0.0020	<0.0020	
PT	7/18/2018	0.072	0.0054	0.0051	
BED1	7/18/2018	<0.0020	<0.0020	<0.0020	
BED1	4/23/2018	<0.0020	<0.0020	<0.0020	
	12/7/2017	0.07	0.0058	0.0053	GAC installed 03/20/2018.
<b>Location: 260</b>					
PT	9/29/2020	0.069	0.0064	0.0043	

Concentrations in ug/L. Concentrations are rounded by the laboratory and reported to two significant figures. For samples collected prior to 10/1/2013, results for PFOA are reported under the following protocol: ND < LOD < NQ < LOQ where ND = Not Detected, NQ = Not Quantifiable, LOD = Limit of Detection, LOQ = Limit of Quantitation; the LOD/LOQ may have varied by instrument and quarter. For samples collected after 10/1/2013, samples are reported to a reporting limit (RL) of 0.0050 ug/L for PFOA. For samples collected after 6/30/2016, each target compound RL is 0.0020 ug/L. J = Analyte present, reported value may not be accurate or precise; UJ = Not detected, reporting limit may not be accurate or precise; B = Not detected substantially above the level reported in the laboratory or field blanks. Samples identified as BED1 were collected after the first carbon bed. Samples identified as BED2 were collected after the second carbon bed and represent the treated water. All other samples collected were prior to treatment. Samples identified with -D or DUP are duplicate samples. Starting with the 3Q20 samples, the samples are analyzed by EPA Method 537.1. Prior to 3Q20, the samples were analyzed by a modified method 537.

**Table 2. Residential Granular Activated Carbon (GAC) Treatment System  
Results – Chemours Chambers Works, Deepwater, New Jersey**

Field Sample ID	Date	PFOA	PFOS	PFNA	Comments
BED1	9/29/2020	<0.0020	<0.0020	<0.0020	
BED1	6/23/2020	<0.0020	<0.0020	<0.0020	
BED1	3/12/2020	<0.0020	<0.0020	<0.0020	
BED1	12/4/2019	<0.0020	<0.0020	<0.0020	
PT	7/31/2019	0.066	0.0058	0.0040	
BED1	7/31/2019	<0.0020	<0.0020	<0.0020	
BED1	4/24/2019	<0.0020	<0.0020	<0.0020	
BED1	2/19/2019	<0.0020	<0.0020	<0.0020	
BED1	11/28/2018	<0.0020	<0.0020	<0.0020	
PT	8/16/2018	0.057	0.0064	0.0033	
BED1	8/16/2018	<0.0020	<0.0020	<0.0020	
BED1	5/1/2018	<0.0020	<0.0020	<0.0020	
	12/7/2017	0.054	0.0058	0.0031	GAC installed 03/20/2018.
<b>Location: 261</b>					
PT	8/11/2020	0.0049	<0.0020	<0.0020	
PT	8/11/2020	0.0054	<0.0020	<0.0020	Split sampling for method comparison.
BED1	8/11/2020	<0.0020	<0.0020	<0.0020	Split sampling for method comparison.
BED1	8/11/2020	<0.0020	<0.0020	<0.0020	

Concentrations in ug/L. Concentrations are rounded by the laboratory and reported to two significant figures. For samples collected prior to 10/1/2013, results for PFOA are reported under the following protocol: ND < LOD < NQ < LOQ where ND = Not Detected, NQ = Not Quantifiable, LOD = Limit of Detection, LOQ = Limit of Quantitation; the LOD/LOQ may have varied by instrument and quarter. For samples collected after 10/1/2013, samples are reported to a reporting limit (RL) of 0.0050 ug/L for PFOA. For samples collected after 6/30/2016, each target compound RL is 0.0020 ug/L. J = Analyte present, reported value may not be accurate or precise; UJ = Not detected, reporting limit may not be accurate or precise; B = Not detected substantially above the level reported in the laboratory or field blanks. Samples identified as BED1 were collected after the first carbon bed. Samples identified as BED2 were collected after the second carbon bed and represent the treated water. All other samples collected were prior to treatment. Samples identified with -D or DUP are duplicate samples. Starting with the 3Q20 samples, the samples are analyzed by EPA Method 537.1. Prior to 3Q20, the samples were analyzed by a modified method 537.



**Table 2. Residential Granular Activated Carbon (GAC) Treatment System  
Results – Chemours Chambers Works, Deepwater, New Jersey**

Field Sample ID	Date	PFOA	PFOS	PFNA	Comments
BED1	6/24/2020	<0.0020	<0.0020	<0.0020	
BED1	3/6/2020	<0.0020	<0.0020	<0.0020	
BED1	11/1/2019	<0.0020	<0.0020	<0.0020	
PT	7/30/2019	<0.0020	<0.0020	<0.0020	
BED1	7/30/2019	<0.0020	<0.0020	<0.0020	
BED1	4/9/2019	<0.0020	<0.0020	<0.0020	
BED1	1/22/2019	<0.0020	<0.0020	<0.0020	
BED1-DUP	1/22/2019	<0.0020	<0.0020	<0.0020	
BED1	10/31/2018	<0.0020	<0.0020	<0.0020	
BED1-DUP	10/31/2018	<0.0020	<0.0020	<0.0020	
PT	7/19/2018	0.021	0.0026	<0.0020	
BED1	7/19/2018	<0.0020	<0.0020	<0.0020	
BED1-DUP	7/19/2018	<0.0020	<0.0020	<0.0020	
BED1	4/23/2018	<0.0020	<0.0020	<0.0020	
BED1-DUP	4/23/2018	<0.0020	<0.0020	<0.0020	
	12/7/2017	0.016	0.0021	<0.0020	GAC installed 03/14/2018.
<b>Location: 265</b>					
PT	7/23/2020	0.042	<0.0020	<0.0020	

Concentrations in ug/L. Concentrations are rounded by the laboratory and reported to two significant figures. For samples collected prior to 10/1/2013, results for PFOA are reported under the following protocol: ND < LOD < NQ < LOQ where ND = Not Detected, NQ = Not Quantifiable, LOD = Limit of Detection, LOQ = Limit of Quantitation; the LOD/LOQ may have varied by instrument and quarter. For samples collected after 10/1/2013, samples are reported to a reporting limit (RL) of 0.0050 ug/L for PFOA. For samples collected after 6/30/2016, each target compound RL is 0.0020 ug/L. J = Analyte present, reported value may not be accurate or precise; UJ = Not detected, reporting limit may not be accurate or precise; B = Not detected substantially above the level reported in the laboratory or field blanks. Samples identified as BED1 were collected after the first carbon bed. Samples identified as BED2 were collected after the second carbon bed and represent the treated water. All other samples collected were prior to treatment. Samples identified with -D or DUP are duplicate samples. Starting with the 3Q20 samples, the samples are analyzed by EPA Method 537.1. Prior to 3Q20, the samples were analyzed by a modified method 537.

**Table 2. Residential Granular Activated Carbon (GAC) Treatment System  
Results – Chemours Chambers Works, Deepwater, New Jersey**

Field Sample ID	Date	PFOA	PFOS	PFNA	Comments
BED1	7/23/2020	<0.0020	<0.0020	<0.0020	
BED1	6/2/2020	<0.0020	<0.0020	<0.0020	
BED1	1/20/2020	<0.0020	<0.0020	<0.0020	
BED1	10/2/2019	<0.0020	<0.0020	<0.0020	
PT	7/9/2019	0.10	<0.0020	0.0026	
BED1	7/9/2019	<0.0020	<0.0020	<0.0020	
BED1	4/5/2019	<0.0020	<0.0020	<0.0020	
BED1	1/7/2019	<0.0020	<0.0020	<0.0020	
BED1	10/22/2018	<0.0020	<0.0020	<0.0020	
PT	7/9/2018	0.029	<0.0020	<0.0020	
BED1	7/9/2018	<0.0020	<0.0020	<0.0020	
	12/13/2017	0.015	<0.0020	<0.0020	GAC installed 04/17/2018.
<b>Location: 266</b>					
PT	9/10/2020	0.066	0.0073	0.0050	
BED1	9/10/2020	<0.0020	<0.0020	<0.0020	
BED1	6/22/2020	<0.0020	<0.0020	<0.0020	
BED1	3/17/2020	<0.0020	<0.0020	<0.0020	
BED1	10/3/2019	<0.0020	<0.0020	<0.0020	

Concentrations in ug/L. Concentrations are rounded by the laboratory and reported to two significant figures. For samples collected prior to 10/1/2013, results for PFOA are reported under the following protocol: ND < LOD < NQ < LOQ where ND = Not Detected, NQ = Not Quantifiable, LOD = Limit of Detection, LOQ = Limit of Quantitation; the LOD/LOQ may have varied by instrument and quarter. For samples collected after 10/1/2013, samples are reported to a reporting limit (RL) of 0.0050 ug/L for PFOA. For samples collected after 6/30/2016, each target compound RL is 0.0020 ug/L. J = Analyte present, reported value may not be accurate or precise; UJ = Not detected, reporting limit may not be accurate or precise; B = Not detected substantially above the level reported in the laboratory or field blanks. Samples identified as BED1 were collected after the first carbon bed. Samples identified as BED2 were collected after the second carbon bed and represent the treated water. All other samples collected were prior to treatment. Samples identified with -D or DUP are duplicate samples. Starting with the 3Q20 samples, the samples are analyzed by EPA Method 537.1. Prior to 3Q20, the samples were analyzed by a modified method 537.

**Table 2. Residential Granular Activated Carbon (GAC) Treatment System  
Results – Chemours Chambers Works, Deepwater, New Jersey**

Field Sample ID	Date	PFOA	PFOS	PFNA	Comments
PT	7/9/2019	0.069	0.0071	0.0043	
BED1	7/9/2019	<0.0020	<0.0020	<0.0020	
BED1	4/5/2019	<0.0020	<0.0020	<0.0020	
BED1	1/10/2019	<0.0020	<0.0020	<0.0020	
BED1-DUP	1/10/2019	<0.0020	<0.0020	<0.0020	
BED1	10/25/2018	<0.0020	<0.0020	<0.0020	
PT	7/11/2018	0.062	0.0075	0.0041	
BED1	7/11/2018	<0.0020	<0.0020	<0.0020	
BED1-DUP	7/11/2018	<0.0020	<0.0020	<0.0020	
	12/13/2017	0.058	0.0079	0.0038	GAC installed 04/19/2018.
<b>Location: 268</b>					
BED1	6/30/2020	<0.0020	<0.0020	<0.0020	
BED1	1/23/2020	<0.0020	<0.0020	<0.0020	
PT	8/30/2019	0.052	0.0023	<0.0020	
BED1	8/30/2019	<0.0020	<0.0020	<0.0020	
BED1	5/31/2019	<0.0020	<0.0020	<0.0020	
BED1	2/22/2019	<0.0020	<0.0020	<0.0020	
BED1-DUP	2/22/2019	<0.0020	<0.0020	<0.0020	

Concentrations in ug/L. Concentrations are rounded by the laboratory and reported to two significant figures. For samples collected prior to 10/1/2013, results for PFOA are reported under the following protocol: ND < LOD < NQ < LOQ where ND = Not Detected, NQ = Not Quantifiable, LOD = Limit of Detection, LOQ = Limit of Quantitation; the LOD/LOQ may have varied by instrument and quarter. For samples collected after 10/1/2013, samples are reported to a reporting limit (RL) of 0.0050 ug/L for PFOA. For samples collected after 6/30/2016, each target compound RL is 0.0020 ug/L. J = Analyte present, reported value may not be accurate or precise; UJ = Not detected, reporting limit may not be accurate or precise; B = Not detected substantially above the level reported in the laboratory or field blanks. Samples identified as BED1 were collected after the first carbon bed. Samples identified as BED2 were collected after the second carbon bed and represent the treated water. All other samples collected were prior to treatment. Samples identified with -D or DUP are duplicate samples. Starting with the 3Q20 samples, the samples are analyzed by EPA Method 537.1. Prior to 3Q20, the samples were analyzed by a modified method 537.

**Table 2. Residential Granular Activated Carbon (GAC) Treatment System  
Results – Chemours Chambers Works, Deepwater, New Jersey**

Field Sample ID	Date	PFOA	PFOS	PFNA	Comments
BED1	11/13/2018	<0.0020	<0.0020	<0.0020	
BED1-DUP	11/13/2018	<0.0020	<0.0020	<0.0020	
PT	9/12/2018	0.049	<0.0020	<0.0020	
BED1	9/12/2018	<0.0020	<0.0020	<0.0020	
BED1-DUP	9/12/2018	<0.0020	<0.0020	<0.0020	
BED1	6/7/2018	<0.0020	<0.0020	<0.0020	
BED1-DUP	6/7/2018	<0.0020	<0.0020	<0.0020	
	12/14/2017	0.041	<0.0020	<0.0020	GAC installed 03/28/2018.
<b>Location: 269</b>					
PT	9/9/2020	0.095	0.0048	0.014	
BED1	9/9/2020	<0.0020	<0.0020	<0.0020	
BED1	6/24/2020	<0.0020	<0.0020	<0.0020	
BED1	2/11/2020	<0.0020	<0.0020	<0.0020	
BED1	11/8/2019	<0.0020	<0.0020	<0.0020	
PT	8/30/2019	0.11	0.0054	0.016	
BED1	8/30/2019	<0.0020	<0.0020	<0.0020	
BED1	5/10/2019	<0.0020	<0.0020	<0.0020	
BED1	3/15/2019	<0.0020	<0.0020	<0.0020	

Concentrations in ug/L. Concentrations are rounded by the laboratory and reported to two significant figures. For samples collected prior to 10/1/2013, results for PFOA are reported under the following protocol: ND < LOD < NQ < LOQ where ND = Not Detected, NQ = Not Quantifiable, LOD = Limit of Detection, LOQ = Limit of Quantitation; the LOD/LOQ may have varied by instrument and quarter. For samples collected after 10/1/2013, samples are reported to a reporting limit (RL) of 0.0050 ug/L for PFOA. For samples collected after 6/30/2016, each target compound RL is 0.0020 ug/L. J = Analyte present, reported value may not be accurate or precise; UJ = Not detected, reporting limit may not be accurate or precise; B = Not detected substantially above the level reported in the laboratory or field blanks. Samples identified as BED1 were collected after the first carbon bed. Samples identified as BED2 were collected after the second carbon bed and represent the treated water. All other samples collected were prior to treatment. Samples identified with -D or DUP are duplicate samples. Starting with the 3Q20 samples, the samples are analyzed by EPA Method 537.1. Prior to 3Q20, the samples were analyzed by a modified method 537.

**Table 2. Residential Granular Activated Carbon (GAC) Treatment System  
Results – Chemours Chambers Works, Deepwater, New Jersey**

Field Sample ID	Date	PFOA	PFOS	PFNA	Comments
BED1-DUP	3/15/2019	<0.0020	<0.0020	<0.0020	
BED1	12/3/2018	<0.0020	<0.0020	<0.0020	
BED1-DUP	12/3/2018	<0.0020	<0.0020	<0.0020	
PT	8/27/2018	0.097	0.0048	0.015	
BED1	8/27/2018	<0.0020	<0.0020	<0.0020	
BED1-DUP	8/27/2018	<0.0020	<0.0020	<0.0020	
BED1	4/18/2018	<0.0020	<0.0020	<0.0020	
BED1-DUP	4/18/2018	<0.0020	<0.0020	<0.0020	
	12/14/2017	0.087	0.0041	0.011	GAC installed 02/27/2018.
<b>Location: 270</b>					
PT	8/25/2020	0.051	0.0047	0.0022	
BED1	8/25/2020	<0.0020	<0.0020	<0.0020	
BED1	6/12/2020	<0.0020	<0.0020	<0.0020	
BED1	2/18/2020	<0.0020	<0.0020	<0.0020	
BED1	11/15/2019	<0.0020	<0.0020	<0.0020	
BED1-DUP	11/15/2019	<0.0020	<0.0020	<0.0020	
PT	9/10/2019	0.056	0.0057	0.0028	
BED1	9/10/2019	<0.0020	<0.0020	<0.0020	

Concentrations in ug/L. Concentrations are rounded by the laboratory and reported to two significant figures. For samples collected prior to 10/1/2013, results for PFOA are reported under the following protocol: ND < LOD < NQ < LOQ where ND = Not Detected, NQ = Not Quantifiable, LOD = Limit of Detection, LOQ = Limit of Quantitation; the LOD/LOQ may have varied by instrument and quarter. For samples collected after 10/1/2013, samples are reported to a reporting limit (RL) of 0.0050 ug/L for PFOA. For samples collected after 6/30/2016, each target compound RL is 0.0020 ug/L. J = Analyte present, reported value may not be accurate or precise; UJ = Not detected, reporting limit may not be accurate or precise; B = Not detected substantially above the level reported in the laboratory or field blanks. Samples identified as BED1 were collected after the first carbon bed. Samples identified as BED2 were collected after the second carbon bed and represent the treated water. All other samples collected were prior to treatment. Samples identified with -D or DUP are duplicate samples. Starting with the 3Q20 samples, the samples are analyzed by EPA Method 537.1. Prior to 3Q20, the samples were analyzed by a modified method 537.

**Table 2. Residential Granular Activated Carbon (GAC) Treatment System  
Results – Chemours Chambers Works, Deepwater, New Jersey**

Field Sample ID	Date	PFOA	PFOS	PFNA	Comments
BED1	5/9/2019	<0.0020	<0.0020	<0.0020	
BED1	3/12/2019	<0.0020	<0.0020	<0.0020	
BED1	11/13/2018	<0.0020	<0.0020	<0.0020	
PT	9/12/2018	0.057	0.0058	0.0027	
BED1	9/12/2018	<0.0020	<0.0020	<0.0020	
	12/15/2017	0.045	0.0047	0.0021	GAC installed 05/03/2018.
<b>Location: 271</b>					
PT	8/25/2020	0.063	0.0068	0.0056	
BED1	8/25/2020	<0.0020	<0.0020	<0.0020	
BED1	6/17/2020	<0.0020	<0.0020	<0.0020	
BED1	2/6/2020	<0.0020	<0.0020	<0.0020	
BED1	10/24/2019	<0.0020	<0.0020	<0.0020	
PT	8/2/2019	0.074	0.0067	0.0047	
BED1	8/2/2019	<0.0020	<0.0020	<0.0020	
BED1	4/18/2019	<0.0020	<0.0020	<0.0020	
BED1	1/24/2019	<0.0020	<0.0020	<0.0020	
BED1	11/2/2018	<0.0020	<0.0020	<0.0020	
PT	7/19/2018	0.065	0.0070	0.0037	

Concentrations in ug/L. Concentrations are rounded by the laboratory and reported to two significant figures. For samples collected prior to 10/1/2013, results for PFOA are reported under the following protocol: ND < LOD < NQ < LOQ where ND = Not Detected, NQ = Not Quantifiable, LOD = Limit of Detection, LOQ = Limit of Quantitation; the LOD/LOQ may have varied by instrument and quarter. For samples collected after 10/1/2013, samples are reported to a reporting limit (RL) of 0.0050 ug/L for PFOA. For samples collected after 6/30/2016, each target compound RL is 0.0020 ug/L. J = Analyte present, reported value may not be accurate or precise; UJ = Not detected, reporting limit may not be accurate or precise; B = Not detected substantially above the level reported in the laboratory or field blanks. Samples identified as BED1 were collected after the first carbon bed. Samples identified as BED2 were collected after the second carbon bed and represent the treated water. All other samples collected were prior to treatment. Samples identified with -D or DUP are duplicate samples. Starting with the 3Q20 samples, the samples are analyzed by EPA Method 537.1. Prior to 3Q20, the samples were analyzed by a modified method 537.

**Table 2. Residential Granular Activated Carbon (GAC) Treatment System  
Results – Chemours Chambers Works, Deepwater, New Jersey**

Field Sample ID	Date	PFOA	PFOS	PFNA	Comments
BED1	7/19/2018	<0.0020	<0.0020	<0.0020	
BED1	4/26/2018	<0.0020	<0.0020	<0.0020	
	12/22/2017	0.068	0.0081	0.0042	GAC installed 03/23/2018.
<b>Location: 272</b>					
PT	9/9/2020	0.037	0.0026	<0.0020	
BED1	9/9/2020	<0.0020	<0.0020	<0.0020	
BED1-DUP	9/9/2020	<0.0020	<0.0020	<0.0020	
BED1	6/25/2020	<0.0020	<0.0020	<0.0020	
BED1	3/6/2020	<0.0020	<0.0020	<0.0020	
BED1	12/13/2019	<0.0020	<0.0020	<0.0020	
PT	9/23/2019	0.028	0.0026	<0.0020	
BED1	9/23/2019	<0.0020	<0.0020	<0.0020	
BED1	6/25/2019	<0.0020	<0.0020	<0.0020	
BED1	2/26/2019	<0.0020	<0.0020	<0.0020	
BED1	10/26/2018	<0.0020	<0.0020	<0.0020	
PT	7/9/2018	0.029	0.0026	<0.0020	
BED1	7/9/2018	<0.0020	<0.0020	<0.0020	
	12/22/2017	0.017	0.0028	<0.0020	GAC installed 04/24/2018.

Concentrations in ug/L. Concentrations are rounded by the laboratory and reported to two significant figures. For samples collected prior to 10/1/2013, results for PFOA are reported under the following protocol: ND < LOD < NQ < LOQ where ND = Not Detected, NQ = Not Quantifiable, LOD = Limit of Detection, LOQ = Limit of Quantitation; the LOD/LOQ may have varied by instrument and quarter. For samples collected after 10/1/2013, samples are reported to a reporting limit (RL) of 0.0050 ug/L for PFOA. For samples collected after 6/30/2016, each target compound RL is 0.0020 ug/L. J = Analyte present, reported value may not be accurate or precise; UJ = Not detected, reporting limit may not be accurate or precise; B = Not detected substantially above the level reported in the laboratory or field blanks. Samples identified as BED1 were collected after the first carbon bed. Samples identified as BED2 were collected after the second carbon bed and represent the treated water. All other samples collected were prior to treatment. Samples identified with -D or DUP are duplicate samples. Starting with the 3Q20 samples, the samples are analyzed by EPA Method 537.1. Prior to 3Q20, the samples were analyzed by a modified method 537.

**Table 2. Residential Granular Activated Carbon (GAC) Treatment System  
Results – Chemours Chambers Works, Deepwater, New Jersey**

Field Sample ID	Date	PFOA	PFOS	PFNA	Comments
<b>Location: 274</b>					
PT	9/22/2020	0.019	0.0024	<0.0020	
BED1	9/22/2020	<0.0020	<0.0020	<0.0020	
BED1	6/2/2020	<0.0020	<0.0020	<0.0020	
PT	9/13/2019	0.045	0.012	0.0026	
BED1	9/13/2019	<0.0020	<0.0020	<0.0020	
BED1	4/30/2019	<0.0020	<0.0020	<0.0020	
BED1	3/1/2019	<0.0020	<0.0020	<0.0020	
PT	9/25/2018	0.032	0.0040	<0.0020	
BED1	9/25/2018	<0.0020	<0.0020	<0.0020	
BED1	6/1/2018	<0.0020	<0.0020	<0.0020	
	12/28/2017	0.03	0.004	<0.0020	GAC installed 03/28/2018.
<b>Location: 278</b>					
PT	8/3/2020	0.1	<0.002	<0.002	
BED1	8/3/2020	<0.002	<0.002	<0.002	
BED1-DUP	8/3/2020	<0.002	<0.002	<0.002	
BED1	3/13/2020	<0.0020	<0.0020	<0.0020	
BED1	11/19/2019	<0.0020	<0.0020	<0.0020	

Concentrations in ug/L. Concentrations are rounded by the laboratory and reported to two significant figures. For samples collected prior to 10/1/2013, results for PFOA are reported under the following protocol: ND < LOD < NQ < LOQ where ND = Not Detected, NQ = Not Quantifiable, LOD = Limit of Detection, LOQ = Limit of Quantitation; the LOD/LOQ may have varied by instrument and quarter. For samples collected after 10/1/2013, samples are reported to a reporting limit (RL) of 0.0050 ug/L for PFOA. For samples collected after 6/30/2016, each target compound RL is 0.0020 ug/L. J = Analyte present, reported value may not be accurate or precise; UJ = Not detected, reporting limit may not be accurate or precise; B = Not detected substantially above the level reported in the laboratory or field blanks. Samples identified as BED1 were collected after the first carbon bed. Samples identified as BED2 were collected after the second carbon bed and represent the treated water. All other samples collected were prior to treatment. Samples identified with -D or DUP are duplicate samples. Starting with the 3Q20 samples, the samples are analyzed by EPA Method 537.1. Prior to 3Q20, the samples were analyzed by a modified method 537.



**Table 2. Residential Granular Activated Carbon (GAC) Treatment System  
Results – Chemours Chambers Works, Deepwater, New Jersey**

Field Sample ID	Date	PFOA	PFOS	PFNA	Comments
PT	9/4/2019	0.076	0.002	<0.0020	
BED1	9/4/2019	<0.0020	<0.0020	<0.0020	
BED1	6/4/2019	<0.0020	<0.0020	<0.0020	
BED1	3/29/2019	<0.0020	<0.0020	<0.0020	
BED1	11/28/2018	<0.0020	<0.0020	<0.0020	
PT	8/3/2018	0.081	<0.0020	<0.0020	
BED1	8/3/2018	<0.0020	<0.0020	<0.0020	
-DUP	1/3/2018	0.037	<0.0020	<0.0020	GAC installed 05/30/2018.
	1/3/2018	0.037	<0.0020	<0.0020	GAC installed 05/30/2018.
<b>Location: 280</b>					
PT	9/1/2020	0.054	0.010	0.0054	
BED1	9/1/2020	<0.0020	<0.0020	<0.0020	
BED1	6/17/2020	<0.0020	<0.0020	<0.0020	
BED1	2/7/2020	<0.0020	<0.0020	<0.0020	
PT	9/13/2019	0.067	0.0097	0.0051	
BED1	9/13/2019	<0.0020	<0.0020	<0.0020	
BED1	5/24/2019	<0.0020	<0.0020	<0.0020	
BED1-DUP	5/24/2019	<0.0020	<0.0020	<0.0020	

Concentrations in ug/L. Concentrations are rounded by the laboratory and reported to two significant figures. For samples collected prior to 10/1/2013, results for PFOA are reported under the following protocol: ND < LOD < NQ < LOQ where ND = Not Detected, NQ = Not Quantifiable, LOD = Limit of Detection, LOQ = Limit of Quantitation; the LOD/LOQ may have varied by instrument and quarter. For samples collected after 10/1/2013, samples are reported to a reporting limit (RL) of 0.0050 ug/L for PFOA. For samples collected after 6/30/2016, each target compound RL is 0.0020 ug/L. J = Analyte present, reported value may not be accurate or precise; UJ = Not detected, reporting limit may not be accurate or precise; B = Not detected substantially above the level reported in the laboratory or field blanks. Samples identified as BED1 were collected after the first carbon bed. Samples identified as BED2 were collected after the second carbon bed and represent the treated water. All other samples collected were prior to treatment. Samples identified with -D or DUP are duplicate samples. Starting with the 3Q20 samples, the samples are analyzed by EPA Method 537.1. Prior to 3Q20, the samples were analyzed by a modified method 537.

**Table 2. Residential Granular Activated Carbon (GAC) Treatment System  
Results – Chemours Chambers Works, Deepwater, New Jersey**

Field Sample ID	Date	PFOA	PFOS	PFNA	Comments
BED1	3/8/2019	<0.0020	<0.0020	<0.0020	
BED1	10/26/2018	<0.0020	<0.0020	<0.0020	
PT	7/16/2018	0.060	0.011	0.0046	
BED1	7/16/2018	<0.0020	<0.0020	<0.0020	
BED1-DUP	7/16/2018	<0.0020	<0.0020	<0.0020	
	1/8/2018	0.049	0.0091	0.004	GAC installed 04/17/2018.
<b>Location: 281</b>					
PT	9/8/2020	0.080	<0.0020	<0.0020	
BED1	9/8/2020	<0.0020	<0.0020	<0.0020	
BED1	6/23/2020	<0.0020	<0.0020	<0.0020	
BED1	2/18/2020	<0.0020	<0.0020	<0.0020	
PT	9/19/2019	0.075	<0.0020	<0.0020	
BED1	9/19/2019	<0.0020	<0.0020	<0.0020	
	1/9/2018	0.07	<0.0020	<0.0020	GAC installed 05/14/2019.
<b>Location: 284</b>					
PT	9/16/2020	0.067	0.0065	0.0038	
BED1	9/16/2020	<0.0020	<0.0020	<0.0020	
BED1	6/24/2020	<0.0020	<0.0020	<0.0020	

Concentrations in ug/L. Concentrations are rounded by the laboratory and reported to two significant figures. For samples collected prior to 10/1/2013, results for PFOA are reported under the following protocol: ND < LOD < NQ < LOQ where ND = Not Detected, NQ = Not Quantifiable, LOD = Limit of Detection, LOQ = Limit of Quantitation; the LOD/LOQ may have varied by instrument and quarter. For samples collected after 10/1/2013, samples are reported to a reporting limit (RL) of 0.0050 ug/L for PFOA. For samples collected after 6/30/2016, each target compound RL is 0.0020 ug/L. J = Analyte present, reported value may not be accurate or precise; UJ = Not detected, reporting limit may not be accurate or precise; B = Not detected substantially above the level reported in the laboratory or field blanks. Samples identified as BED1 were collected after the first carbon bed. Samples identified as BED2 were collected after the second carbon bed and represent the treated water. All other samples collected were prior to treatment. Samples identified with -D or DUP are duplicate samples. Starting with the 3Q20 samples, the samples are analyzed by EPA Method 537.1. Prior to 3Q20, the samples were analyzed by a modified method 537.

**Table 2. Residential Granular Activated Carbon (GAC) Treatment System  
Results – Chemours Chambers Works, Deepwater, New Jersey**

Field Sample ID	Date	PFOA	PFOS	PFNA	Comments
BED1	3/4/2020	<0.0020	<0.0020	<0.0020	
BED1	12/12/2019	<0.0020	<0.0020	<0.0020	
PT	9/30/2019	0.064	0.0034	0.0035	
BED1	9/30/2019	<0.0020	<0.0020	<0.0020	
BED1	5/1/2019	<0.0020	<0.0020	<0.0020	
BED1	3/8/2019	<0.0020	<0.0020	<0.0020	
BED1	11/5/2018	<0.0020	<0.0020	<0.0020	
PT	8/1/2018	0.074	0.0048 B	0.0032	
BED1	8/1/2018	<0.0020	<0.0020	<0.0020	
BED1	4/20/2018	<0.0020	<0.0020	<0.0020	
	2/9/2018	0.19 J	0.0054	0.0027	GAC installed 03/23/2018.
<b>Location: 285</b>					
PT	8/31/2020	0.048	0.0037	0.0034	
BED1	8/31/2020	<0.0020	<0.0020	<0.0020	
BED1-DUP	8/31/2020	<0.0020	<0.0020	<0.0020	
BED1	6/18/2020	<0.0020	<0.0020	<0.0020	
BED1	3/5/2020	<0.0020	<0.0020	<0.0020	
BED1	11/8/2019	<0.0020	<0.0020	<0.0020	

Concentrations in ug/L. Concentrations are rounded by the laboratory and reported to two significant figures. For samples collected prior to 10/1/2013, results for PFOA are reported under the following protocol: ND < LOD < NQ < LOQ where ND = Not Detected, NQ = Not Quantifiable, LOD = Limit of Detection, LOQ = Limit of Quantitation; the LOD/LOQ may have varied by instrument and quarter. For samples collected after 10/1/2013, samples are reported to a reporting limit (RL) of 0.0050 ug/L for PFOA. For samples collected after 6/30/2016, each target compound RL is 0.0020 ug/L. J = Analyte present, reported value may not be accurate or precise; UJ = Not detected, reporting limit may not be accurate or precise; B = Not detected substantially above the level reported in the laboratory or field blanks. Samples identified as BED1 were collected after the first carbon bed. Samples identified as BED2 were collected after the second carbon bed and represent the treated water. All other samples collected were prior to treatment. Samples identified with -D or DUP are duplicate samples. Starting with the 3Q20 samples, the samples are analyzed by EPA Method 537.1. Prior to 3Q20, the samples were analyzed by a modified method 537.

**Table 2. Residential Granular Activated Carbon (GAC) Treatment System  
Results – Chemours Chambers Works, Deepwater, New Jersey**

Field Sample ID	Date	PFOA	PFOS	PFNA	Comments
PT	8/27/2019	0.038	0.0026	0.0021	
BED1	8/27/2019	<0.0020	<0.0020	<0.0020	
BED1	5/9/2019	<0.0020	<0.0020	<0.0020	
BED1	3/11/2019	<0.0020	0.0044	<0.0020	
BED1	11/14/2018	<0.0020	<0.0020	<0.0020	
PT	8/23/2018	0.037	0.0034	0.0027	
BED1	8/23/2018	<0.0020	<0.0020	<0.0020	
-DUP	2/16/2018	0.031	0.003	<0.0020	GAC installed 04/18/2018.
	2/16/2018	0.03	0.003	<0.0020	GAC installed 04/18/2018.
<b>Location: 286</b>					
BED1	6/30/2020	<0.0020	<0.0020	<0.0020	
PT	9/20/2019	0.072	0.0037	0.011	
BED1	9/20/2019	<0.0020	<0.0020	<0.0020	
BED1-DUP	9/20/2019	<0.0020	<0.0020	<0.0020	
BED1	3/29/2019	<0.0020	<0.0020	<0.0020	
PT	12/14/2018	0.078	0.0041	0.0096	
BED1	12/14/2018	<0.0020	<0.0020	<0.0020	
	2/16/2018	0.074	0.0038	0.0086	GAC installed 06/15/2018.

Concentrations in ug/L. Concentrations are rounded by the laboratory and reported to two significant figures. For samples collected prior to 10/1/2013, results for PFOA are reported under the following protocol: ND < LOD < NQ < LOQ where ND = Not Detected, NQ = Not Quantifiable, LOD = Limit of Detection, LOQ = Limit of Quantitation; the LOD/LOQ may have varied by instrument and quarter. For samples collected after 10/1/2013, samples are reported to a reporting limit (RL) of 0.0050 ug/L for PFOA. For samples collected after 6/30/2016, each target compound RL is 0.0020 ug/L. J = Analyte present, reported value may not be accurate or precise; UJ = Not detected, reporting limit may not be accurate or precise; B = Not detected substantially above the level reported in the laboratory or field blanks. Samples identified as BED1 were collected after the first carbon bed. Samples identified as BED2 were collected after the second carbon bed and represent the treated water. All other samples collected were prior to treatment. Samples identified with -D or DUP are duplicate samples. Starting with the 3Q20 samples, the samples are analyzed by EPA Method 537.1. Prior to 3Q20, the samples were analyzed by a modified method 537.

**Table 2. Residential Granular Activated Carbon (GAC) Treatment System  
Results – Chemours Chambers Works, Deepwater, New Jersey**

Field Sample ID	Date	PFOA	PFOS	PFNA	Comments
<b>Location: 288</b>					
PT	8/12/2020	0.044	0.016	0.010	
BED1	8/12/2020	<0.0020	<0.0020	<0.0020	
BED1	6/10/2020	<0.0020	<0.0020	<0.0020	
BED1-DUP	6/10/2020	<0.0020	<0.0020	<0.0020	
BED1	1/29/2020	<0.0020	<0.0020	<0.0020	
BED1	10/16/2019	<0.0020	<0.0020	<0.0020	
PT	7/26/2019	0.061	0.024	0.0096	
BED1	7/26/2019	<0.0020	<0.0020	<0.0020	
BED1	4/17/2019	<0.0020	<0.0020	<0.0020	
BED1	2/5/2019	<0.0020	<0.0020	<0.0020	
BED1	11/8/2018	<0.0020	<0.0020	<0.0020	
PT	8/2/2018	0.046	0.013	0.0077	
BED1	8/2/2018	<0.0020	<0.0020	<0.0020	
	3/9/2018	0.068	0.02	0.013	GAC installed 04/18/2018.
<b>Location: 289</b>					
PT	8/25/2020	<0.0020	<0.0020	<0.0020	
BED1	8/25/2020	<0.0020	<0.0020	<0.0020	

Concentrations in ug/L. Concentrations are rounded by the laboratory and reported to two significant figures. For samples collected prior to 10/1/2013, results for PFOA are reported under the following protocol: ND < LOD < NQ < LOQ where ND = Not Detected, NQ = Not Quantifiable, LOD = Limit of Detection, LOQ = Limit of Quantitation; the LOD/LOQ may have varied by instrument and quarter. For samples collected after 10/1/2013, samples are reported to a reporting limit (RL) of 0.0050 ug/L for PFOA. For samples collected after 6/30/2016, each target compound RL is 0.0020 ug/L. J = Analyte present, reported value may not be accurate or precise; UJ = Not detected, reporting limit may not be accurate or precise; B = Not detected substantially above the level reported in the laboratory or field blanks. Samples identified as BED1 were collected after the first carbon bed. Samples identified as BED2 were collected after the second carbon bed and represent the treated water. All other samples collected were prior to treatment. Samples identified with -D or DUP are duplicate samples. Starting with the 3Q20 samples, the samples are analyzed by EPA Method 537.1. Prior to 3Q20, the samples were analyzed by a modified method 537.

**Table 2. Residential Granular Activated Carbon (GAC) Treatment System  
Results – Chemours Chambers Works, Deepwater, New Jersey**

Field Sample ID	Date	PFOA	PFOS	PFNA	Comments
BED1-DUP	8/25/2020	<0.0020	<0.0020	<0.0020	
BED1	6/11/2020	<0.0020	<0.0020	<0.0020	
BED1	3/3/2020	<0.0020	<0.0020	<0.0020	
BED1	10/23/2019	<0.0020	<0.0020	<0.0020	
PT	8/2/2019	<0.0020	<0.0020	<0.0020	
BED1	8/2/2019	<0.0020	<0.0020	<0.0020	
BED1	4/26/2019	<0.0020	<0.0020	<0.0020	
BED1-DUP	4/26/2019	<0.0020	<0.0020	<0.0020	
BED1	2/21/2019	<0.0020	<0.0020	<0.0020	
BED1	11/27/2018	<0.0020	<0.0020	<0.0020	
PT	9/28/2018	0.0050	0.010	0.0042	
BED1	9/28/2018	<0.0020	<0.0020	<0.0020	
	3/9/2018	0.02	0.023	0.014	GAC installed 06/22/2018.
<b>Location: 290</b>					
PT	8/17/2020	0.054	0.0057	0.0051	
BED1	8/17/2020	0.0047	<0.0020	<0.0020	
BED1	6/26/2020	0.0036	<0.0020	<0.0020	
PT	9/13/2019	0.061	0.0071	0.0053	

Concentrations in ug/L. Concentrations are rounded by the laboratory and reported to two significant figures. For samples collected prior to 10/1/2013, results for PFOA are reported under the following protocol: ND < LOD < NQ < LOQ where ND = Not Detected, NQ = Not Quantifiable, LOD = Limit of Detection, LOQ = Limit of Quantitation; the LOD/LOQ may have varied by instrument and quarter. For samples collected after 10/1/2013, samples are reported to a reporting limit (RL) of 0.0050 ug/L for PFOA. For samples collected after 6/30/2016, each target compound RL is 0.0020 ug/L. J = Analyte present, reported value may not be accurate or precise; UJ = Not detected, reporting limit may not be accurate or precise; B = Not detected substantially above the level reported in the laboratory or field blanks. Samples identified as BED1 were collected after the first carbon bed. Samples identified as BED2 were collected after the second carbon bed and represent the treated water. All other samples collected were prior to treatment. Samples identified with -D or DUP are duplicate samples. Starting with the 3Q20 samples, the samples are analyzed by EPA Method 537.1. Prior to 3Q20, the samples were analyzed by a modified method 537.

**Table 2. Residential Granular Activated Carbon (GAC) Treatment System  
Results – Chemours Chambers Works, Deepwater, New Jersey**

Field Sample ID	Date	PFOA	PFOS	PFNA	Comments
BED1	9/13/2019	<0.0020	<0.0020	<0.0020	
BED1	6/28/2019	<0.0020	<0.0020	<0.0020	
BED1	3/28/2019	<0.0020	<0.0020	<0.0020	
PT	12/13/2018	0.050	0.0068	0.0034	
BED1	12/13/2018	<0.0020	<0.0020	<0.0020	
	3/9/2018	0.045	0.0068	0.0034	GAC installed 09/18/2018.
-DUP	3/9/2018	0.047	0.0066	0.0034	GAC installed 09/18/2018.
<b>Location: 295</b>					
PT	9/14/2020	0.031	0.0029 J	<0.0020	
BED1	9/14/2020	<0.0020	<0.0020	<0.0020	
BED1	6/24/2020	<0.0020	<0.0020	<0.0020	
BED1	12/19/2019	<0.0020	<0.0020	<0.0020	
PT	9/13/2019	0.028	0.0027	<0.0020	
BED1	9/13/2019	<0.0020	<0.0020	<0.0020	
BED1	5/17/2019	<0.0020	<0.0020	<0.0020	
BED1-DUP	5/17/2019	<0.0020	<0.0020	<0.0020	
BED1	3/22/2019	<0.0020	<0.0020	<0.0020	
BED1	12/14/2018	<0.0020	<0.0020	<0.0020	

Concentrations in ug/L. Concentrations are rounded by the laboratory and reported to two significant figures. For samples collected prior to 10/1/2013, results for PFOA are reported under the following protocol: ND < LOD < NQ < LOQ where ND = Not Detected, NQ = Not Quantifiable, LOD = Limit of Detection, LOQ = Limit of Quantitation; the LOD/LOQ may have varied by instrument and quarter. For samples collected after 10/1/2013, samples are reported to a reporting limit (RL) of 0.0050 ug/L for PFOA. For samples collected after 6/30/2016, each target compound RL is 0.0020 ug/L. J = Analyte present, reported value may not be accurate or precise; UJ = Not detected, reporting limit may not be accurate or precise; B = Not detected substantially above the level reported in the laboratory or field blanks. Samples identified as BED1 were collected after the first carbon bed. Samples identified as BED2 were collected after the second carbon bed and represent the treated water. All other samples collected were prior to treatment. Samples identified with -D or DUP are duplicate samples. Starting with the 3Q20 samples, the samples are analyzed by EPA Method 537.1. Prior to 3Q20, the samples were analyzed by a modified method 537.

**Table 2. Residential Granular Activated Carbon (GAC) Treatment System  
Results – Chemours Chambers Works, Deepwater, New Jersey**

Field Sample ID	Date	PFOA	PFOS	PFNA	Comments
PT	9/28/2018	0.021	0.0026	<0.0020	
BED1	9/28/2018	<0.0020	<0.0020	<0.0020	
	3/26/2018	0.024	0.0029	<0.0020	GAC installed 06/15/2018.
<b>Location: 297</b>					
PT	8/10/2020	0.0031	<0.0020	<0.0020	Split sampling for method comparison.
PT	8/10/2020	0.0038	<0.0020	<0.0020	
BED1	8/10/2020	<0.0020	<0.0020	<0.0020	Split sampling for method comparison.
BED1	8/10/2020	<0.0020	<0.0020	<0.0020	
BED1-DUP	8/10/2020	<0.0020	<0.0020	<0.0020	
BED1	6/8/2020	<0.0020	<0.0020	<0.0020	
BED1	1/27/2020	<0.0020	<0.0020	<0.0020	
BED1	10/11/2019	<0.0020	<0.0020	<0.0020	
PT	7/22/2019	0.0038	<0.0020	<0.0020	
BED1	7/22/2019	<0.0020	<0.0020	<0.0020	
BED1	4/16/2019	<0.0020	<0.0020	<0.0020	
BED1	1/30/2019	<0.0020	<0.0020	<0.0020	
BED1	11/7/2018	<0.0020	<0.0020	<0.0020	
PT	8/3/2018	0.0049	<0.0020	<0.0020	

Concentrations in ug/L. Concentrations are rounded by the laboratory and reported to two significant figures. For samples collected prior to 10/1/2013, results for PFOA are reported under the following protocol: ND < LOD < NQ < LOQ where ND = Not Detected, NQ = Not Quantifiable, LOD = Limit of Detection, LOQ = Limit of Quantitation; the LOD/LOQ may have varied by instrument and quarter. For samples collected after 10/1/2013, samples are reported to a reporting limit (RL) of 0.0050 ug/L for PFOA. For samples collected after 6/30/2016, each target compound RL is 0.0020 ug/L. J = Analyte present, reported value may not be accurate or precise; UJ = Not detected, reporting limit may not be accurate or precise; B = Not detected substantially above the level reported in the laboratory or field blanks. Samples identified as BED1 were collected after the first carbon bed. Samples identified as BED2 were collected after the second carbon bed and represent the treated water. All other samples collected were prior to treatment. Samples identified with -D or DUP are duplicate samples. Starting with the 3Q20 samples, the samples are analyzed by EPA Method 537.1. Prior to 3Q20, the samples were analyzed by a modified method 537.



**Table 2. Residential Granular Activated Carbon (GAC) Treatment System  
Results – Chemours Chambers Works, Deepwater, New Jersey**

Field Sample ID	Date	PFOA	PFOS	PFNA	Comments
BED1	8/3/2018	<0.0020	<0.0020	<0.0020	
	4/19/2018	0.039	0.0042	0.0077	NJDEP sampled, added their data to EIM, exceeds criteria, GAC installed 05/23/2018 by Chemours.
<b>Location: 301</b>					
PT	7/23/2020	0.044	0.0037	0.0050	
BED1	7/23/2020	<0.0020	<0.0020	<0.0020	
BED1	6/2/2020	<0.0020	<0.0020	<0.0020	
BED1	1/16/2020	<0.0020	<0.0020	<0.0020	
BED1	10/1/2019	<0.0020	<0.0020	<0.0020	
PT	7/8/2019	0.046	0.0032	0.0029	
BED1	7/8/2019	<0.0020	<0.0020	<0.0020	
BED1	4/3/2019	<0.0020	<0.0020	<0.0020	
BED1	1/9/2019	<0.0020	<0.0020	<0.0020	
	4/23/2018	0.051	<0.0020	0.0038	GAC installed 10/17/2018.
<b>Location: 303</b>					
PT	8/26/2020	0.027	0.0023	0.0042	
BED1	8/26/2020	<0.0020	<0.0020	<0.0020	
BED1	6/16/2020	0.0034	<0.0020	<0.0020	
BED1	2/10/2020	<0.0020	<0.0020	<0.0020	

Concentrations in ug/L. Concentrations are rounded by the laboratory and reported to two significant figures. For samples collected prior to 10/1/2013, results for PFOA are reported under the following protocol: ND < LOD < NQ < LOQ where ND = Not Detected, NQ = Not Quantifiable, LOD = Limit of Detection, LOQ = Limit of Quantitation; the LOD/LOQ may have varied by instrument and quarter. For samples collected after 10/1/2013, samples are reported to a reporting limit (RL) of 0.0050 ug/L for PFOA. For samples collected after 6/30/2016, each target compound RL is 0.0020 ug/L. J = Analyte present, reported value may not be accurate or precise; UJ = Not detected, reporting limit may not be accurate or precise; B = Not detected substantially above the level reported in the laboratory or field blanks. Samples identified as BED1 were collected after the first carbon bed. Samples identified as BED2 were collected after the second carbon bed and represent the treated water. All other samples collected were prior to treatment. Samples identified with -D or DUP are duplicate samples. Starting with the 3Q20 samples, the samples are analyzed by EPA Method 537.1. Prior to 3Q20, the samples were analyzed by a modified method 537.

**Table 2. Residential Granular Activated Carbon (GAC) Treatment System  
Results – Chemours Chambers Works, Deepwater, New Jersey**

Field Sample ID	Date	PFOA	PFOS	PFNA	Comments
BED1	11/8/2019	<0.0020	<0.0020	<0.0020	
PT	8/26/2019	0.024	<0.0020	0.0036	
BED1	8/26/2019	<0.0020	<0.0020	<0.0020	
BED1	4/17/2019	<0.0020	<0.0020	<0.0020	
PT	2/4/2019	0.018	<0.0020	0.0036	
BED1	2/4/2019	<0.0020	<0.0020	<0.0020	
BED1	11/7/2018	<0.0020	<0.0020	<0.0020	
	4/25/2018	0.024	0.0035	0.0049	GAC installed 09/05/2018.
<b>Location: 309</b>					
PT	7/28/2020	0.069	0.0020	0.0071	
BED1	7/28/2020	<0.0020	<0.0020	<0.0020	
BED1	6/5/2020	<0.0020	<0.0020	<0.0020	
BED1	1/31/2020	<0.0020	<0.0020	<0.0020	
BED1	10/15/2019	<0.0020	<0.0020	<0.0020	
PT	7/19/2019	0.057	<0.0020	0.0032	
BED1	7/19/2019	<0.0020	<0.0020	<0.0020	
BED1	4/8/2019	<0.0020	<0.0020	<0.0020	
PT	1/23/2019	0.066	<0.0020	0.0030	

Concentrations in ug/L. Concentrations are rounded by the laboratory and reported to two significant figures. For samples collected prior to 10/1/2013, results for PFOA are reported under the following protocol: ND < LOD < NQ < LOQ where ND = Not Detected, NQ = Not Quantifiable, LOD = Limit of Detection, LOQ = Limit of Quantitation; the LOD/LOQ may have varied by instrument and quarter. For samples collected after 10/1/2013, samples are reported to a reporting limit (RL) of 0.0050 ug/L for PFOA. For samples collected after 6/30/2016, each target compound RL is 0.0020 ug/L. J = Analyte present, reported value may not be accurate or precise; UJ = Not detected, reporting limit may not be accurate or precise; B = Not detected substantially above the level reported in the laboratory or field blanks. Samples identified as BED1 were collected after the first carbon bed. Samples identified as BED2 were collected after the second carbon bed and represent the treated water. All other samples collected were prior to treatment. Samples identified with -D or DUP are duplicate samples. Starting with the 3Q20 samples, the samples are analyzed by EPA Method 537.1. Prior to 3Q20, the samples were analyzed by a modified method 537.

**Table 2. Residential Granular Activated Carbon (GAC) Treatment System  
Results – Chemours Chambers Works, Deepwater, New Jersey**

Field Sample ID	Date	PFOA	PFOS	PFNA	Comments
BED1	1/23/2019	<0.0020	<0.0020	<0.0020	
BED1	10/30/2018	<0.0020	<0.0020	<0.0020	
	5/4/2018	0.069	<0.0020	0.0031	GAC installed 09/27/2018.
<b>Location: 310</b>					
PT	9/14/2020	0.024	0.0071 J	0.0042	
BED1	9/14/2020	<0.0020	<0.0020	<0.0020	
BED1-DUP	9/14/2020	<0.0020	<0.0020	<0.0020	
BED1	6/29/2020	<0.0020	<0.0020	<0.0020	
BED1	3/4/2020	<0.0020	<0.0020	<0.0020	
BED1	5/24/2019	<0.0020	<0.0020	<0.0020	
PT	3/28/2019	0.027	0.0089	0.0044	
BED1	3/28/2019	<0.0020	0.0026	<0.0020	
	5/4/2018	0.039	0.01	0.0062	GAC installed 09/04/2018.
<b>Location: 320</b>					
PT	7/23/2020	0.057	0.0024	0.0026	
BED1	7/23/2020	<0.0020	<0.0020	<0.0020	
BED1	6/2/2020	<0.0020	<0.0020	<0.0020	
BED1	1/16/2020	<0.0020	<0.0020	<0.0020	

Concentrations in ug/L. Concentrations are rounded by the laboratory and reported to two significant figures. For samples collected prior to 10/1/2013, results for PFOA are reported under the following protocol: ND < LOD < NQ < LOQ where ND = Not Detected, NQ = Not Quantifiable, LOD = Limit of Detection, LOQ = Limit of Quantitation; the LOD/LOQ may have varied by instrument and quarter. For samples collected after 10/1/2013, samples are reported to a reporting limit (RL) of 0.0050 ug/L for PFOA. For samples collected after 6/30/2016, each target compound RL is 0.0020 ug/L. J = Analyte present, reported value may not be accurate or precise; UJ = Not detected, reporting limit may not be accurate or precise; B = Not detected substantially above the level reported in the laboratory or field blanks. Samples identified as BED1 were collected after the first carbon bed. Samples identified as BED2 were collected after the second carbon bed and represent the treated water. All other samples collected were prior to treatment. Samples identified with -D or DUP are duplicate samples. Starting with the 3Q20 samples, the samples are analyzed by EPA Method 537.1. Prior to 3Q20, the samples were analyzed by a modified method 537.

**Table 2. Residential Granular Activated Carbon (GAC) Treatment System  
Results – Chemours Chambers Works, Deepwater, New Jersey**

Field Sample ID	Date	PFOA	PFOS	PFNA	Comments
BED1	10/2/2019	<0.0020	<0.0020	<0.0020	
PT	7/1/2019	0.062	0.0037	0.0040	
BED1	7/1/2019	<0.0020	<0.0020	<0.0020	
BED1	4/2/2019	<0.0020	<0.0020	<0.0020	
BED1	1/7/2019	<0.0020	<0.0020	<0.0020	
	8/20/2018	0.075	0.003	0.0024	GAC installed 10/16/2018.
<b>Location: 324</b>					
PT	7/28/2020	0.090	0.0026	<0.0020	
BED1	7/28/2020	<0.0020	<0.0020	<0.0020	
BED1-DUP	7/28/2020	<0.0020	<0.0020	<0.0020	
BED1	6/2/2020	<0.0020	<0.0020	<0.0020	
BED1	1/17/2020	<0.0020	<0.0020	<0.0020	
BED1	10/1/2019	<0.0020	<0.0020	<0.0020	
PT	7/8/2019	0.083	<0.0020	<0.0020	
BED1	7/8/2019	<0.0020	<0.0020	<0.0020	
BED1	4/5/2019	<0.0020	<0.0020	<0.0020	
BED1	1/9/2019	<0.0020	<0.0020	<0.0020	
	9/12/2018	0.081	<0.0020	<0.0020	GAC installed 11/06/2018.

Concentrations in ug/L. Concentrations are rounded by the laboratory and reported to two significant figures. For samples collected prior to 10/1/2013, results for PFOA are reported under the following protocol: ND < LOD < NQ < LOQ where ND = Not Detected, NQ = Not Quantifiable, LOD = Limit of Detection, LOQ = Limit of Quantitation; the LOD/LOQ may have varied by instrument and quarter. For samples collected after 10/1/2013, samples are reported to a reporting limit (RL) of 0.0050 ug/L for PFOA. For samples collected after 6/30/2016, each target compound RL is 0.0020 ug/L. J = Analyte present, reported value may not be accurate or precise; UJ = Not detected, reporting limit may not be accurate or precise; B = Not detected substantially above the level reported in the laboratory or field blanks. Samples identified as BED1 were collected after the first carbon bed. Samples identified as BED2 were collected after the second carbon bed and represent the treated water. All other samples collected were prior to treatment. Samples identified with -D or DUP are duplicate samples. Starting with the 3Q20 samples, the samples are analyzed by EPA Method 537.1. Prior to 3Q20, the samples were analyzed by a modified method 537.

**Table 2. Residential Granular Activated Carbon (GAC) Treatment System  
Results – Chemours Chambers Works, Deepwater, New Jersey**

Field Sample ID	Date	PFOA	PFOS	PFNA	Comments
<b>Location: 327</b>					
PT	8/31/2020	0.0061	<0.0020	<0.0020	
BED1	8/31/2020	<0.0020	<0.0020	<0.0020	
BED1	6/30/2020	<0.0020	<0.0020	<0.0020	
BED1	2/19/2020	<0.0020	<0.0020	<0.0020	
BED1	11/13/2019	<0.0020	<0.0020	<0.0020	
PT	9/10/2019	0.010	0.0020	<0.0020	
BED1	9/10/2019	<0.0020	<0.0020	<0.0020	
BED1	5/15/2019	<0.0020	<0.0020	<0.0020	
BED1	1/7/2019	<0.0020	<0.0020	<0.0020	
	9/26/2018	0.015	<0.0020	<0.0020	GAC installed 12/18/2018.
<b>Location: 328</b>					
PT	8/3/2020	0.026	<0.002	0.0046	
BED1	8/3/2020	<0.002	<0.002	<0.002	
BED1	6/3/2020	<0.0020	<0.0020	<0.0020	
BED1	1/23/2020	<0.0020	<0.0020	<0.0020	
BED1	10/4/2019	<0.0020	<0.0020	<0.0020	
-DUP	10/3/2018	0.046	<0.0020	0.0047	GAC installed 08/08/2019.

Concentrations in ug/L. Concentrations are rounded by the laboratory and reported to two significant figures. For samples collected prior to 10/1/2013, results for PFOA are reported under the following protocol: ND < LOD < NQ < LOQ where ND = Not Detected, NQ = Not Quantifiable, LOD = Limit of Detection, LOQ = Limit of Quantitation; the LOD/LOQ may have varied by instrument and quarter. For samples collected after 10/1/2013, samples are reported to a reporting limit (RL) of 0.0050 ug/L for PFOA. For samples collected after 6/30/2016, each target compound RL is 0.0020 ug/L. J = Analyte present, reported value may not be accurate or precise; UJ = Not detected, reporting limit may not be accurate or precise; B = Not detected substantially above the level reported in the laboratory or field blanks. Samples identified as BED1 were collected after the first carbon bed. Samples identified as BED2 were collected after the second carbon bed and represent the treated water. All other samples collected were prior to treatment. Samples identified with -D or DUP are duplicate samples. Starting with the 3Q20 samples, the samples are analyzed by EPA Method 537.1. Prior to 3Q20, the samples were analyzed by a modified method 537.

**Table 2. Residential Granular Activated Carbon (GAC) Treatment System  
Results – Chemours Chambers Works, Deepwater, New Jersey**

Field Sample ID	Date	PFOA	PFOS	PFNA	Comments
	10/3/2018	0.045	<0.0020	0.0049	GAC installed 08/08/2019.
<b>Location: 330</b>					
PT	9/6/2019	0.50 J	0.024 J	0.091 J	
BED1	9/6/2019	0.0030	<0.0020	<0.0020	
BED1	6/25/2019	0.015	<0.0020	<0.0020	
BED2	6/25/2019	<0.0020	<0.0020	<0.0020	
	10/11/2018	0.41	0.021	0.078	GAC installed 12/12/2018.
<b>Location: 337</b>					
PT	8/19/2020	0.035	0.011	0.016	
BED1	8/19/2020	<0.0020	<0.0020	<0.0020	
BED1	6/11/2020	<0.0020	<0.0020	<0.0020	
BED1	1/16/2020	<0.0020	<0.0020	<0.0020	
BED1	10/1/2019	<0.0020	<0.0020	<0.0020	
PT	7/1/2019	0.037	0.0097	0.011	
BED1	7/1/2019	<0.0020	<0.0020	<0.0020	
BED1	4/2/2019	<0.0020	<0.0020	<0.0020	
	12/3/2018	0.039	0.0093	0.0087	GAC installed 02/19/2019.
	12/3/2018	0.037	0.0091	0.0089	GAC installed 02/19/2019.

Concentrations in ug/L. Concentrations are rounded by the laboratory and reported to two significant figures. For samples collected prior to 10/1/2013, results for PFOA are reported under the following protocol: ND < LOD < NQ < LOQ where ND = Not Detected, NQ = Not Quantifiable, LOD = Limit of Detection, LOQ = Limit of Quantitation; the LOD/LOQ may have varied by instrument and quarter. For samples collected after 10/1/2013, samples are reported to a reporting limit (RL) of 0.0050 ug/L for PFOA. For samples collected after 6/30/2016, each target compound RL is 0.0020 ug/L. J = Analyte present, reported value may not be accurate or precise; UJ = Not detected, reporting limit may not be accurate or precise; B = Not detected substantially above the level reported in the laboratory or field blanks. Samples identified as BED1 were collected after the first carbon bed. Samples identified as BED2 were collected after the second carbon bed and represent the treated water. All other samples collected were prior to treatment. Samples identified with -D or DUP are duplicate samples. Starting with the 3Q20 samples, the samples are analyzed by EPA Method 537.1. Prior to 3Q20, the samples were analyzed by a modified method 537.

**Table 2. Residential Granular Activated Carbon (GAC) Treatment System  
Results – Chemours Chambers Works, Deepwater, New Jersey**

Field Sample ID	Date	PFOA	PFOS	PFNA	Comments
<b>Location: 358</b>					
PT	8/19/2020	0.029	0.0044	0.0026	
BED1	8/19/2020	<0.0020	<0.0020	<0.0020	
BED1	6/12/2020	<0.0020	<0.0020	<0.0020	
BED1	1/17/2020	<0.0020	<0.0020	<0.0020	
BED1	10/3/2019	<0.0020	<0.0020	<0.0020	
PT	7/8/2019	0.040	0.0033	0.0034	
BED1	7/8/2019	<0.0020	<0.0020	<0.0020	
BED1	4/2/2019	<0.0020	<0.0020	<0.0020	
	12/11/2018	0.018	0.0027	<0.0020	GAC installed 03/13/2019.
<b>Location: 359</b>					
PT	8/12/2020	0.089	<0.0020	0.0038	
BED1	8/12/2020	0.0032	<0.0020	<0.0020	
BED1	6/4/2020	0.0068	<0.0020	<0.0020	
BED1	1/23/2020	0.0049	<0.0020	<0.0020	
BED1	10/7/2019	<0.0020	<0.0020	<0.0020	
PT	7/2/2019	0.083	<0.0020	0.0020	
BED1	7/2/2019	<0.0020	<0.0020	<0.0020	

Concentrations in ug/L. Concentrations are rounded by the laboratory and reported to two significant figures. For samples collected prior to 10/1/2013, results for PFOA are reported under the following protocol: ND < LOD < NQ < LOQ where ND = Not Detected, NQ = Not Quantifiable, LOD = Limit of Detection, LOQ = Limit of Quantitation; the LOD/LOQ may have varied by instrument and quarter. For samples collected after 10/1/2013, samples are reported to a reporting limit (RL) of 0.0050 ug/L for PFOA. For samples collected after 6/30/2016, each target compound RL is 0.0020 ug/L. J = Analyte present, reported value may not be accurate or precise; UJ = Not detected, reporting limit may not be accurate or precise; B = Not detected substantially above the level reported in the laboratory or field blanks. Samples identified as BED1 were collected after the first carbon bed. Samples identified as BED2 were collected after the second carbon bed and represent the treated water. All other samples collected were prior to treatment. Samples identified with -D or DUP are duplicate samples. Starting with the 3Q20 samples, the samples are analyzed by EPA Method 537.1. Prior to 3Q20, the samples were analyzed by a modified method 537.

**Table 2. Residential Granular Activated Carbon (GAC) Treatment System  
Results – Chemours Chambers Works, Deepwater, New Jersey**

Field Sample ID	Date	PFOA	PFOS	PFNA	Comments
BED1	4/2/2019	<0.0020	<0.0020	<0.0020	
	12/11/2018	0.067	<0.0020	<0.0020	GAC installed 03/29/2019.
<b>Location: 361</b>					
PT	8/4/2020	0.062 J	0.031 J	0.022 J	
BED1	8/4/2020	<0.002	<0.002	<0.002	
BED1	1/20/2020	<0.0020	<0.0020	<0.0020	
BED1	10/7/2019	<0.0020	<0.0020	<0.0020	
	12/13/2018	0.08	0.047	0.038	GAC installed 08/05/2019.
<b>Location: 369</b>					
PT	7/28/2020	<0.0020	<0.0020	<0.0020	
BED1	7/28/2020	<0.0020	<0.0020	<0.0020	
BED1	6/3/2020	<0.0020	<0.0020	<0.0020	
BED1	1/20/2020	<0.0020	<0.0020	<0.0020	
BED1	10/1/2019	<0.0020	<0.0020	<0.0020	
PT	7/1/2019	<0.0020	<0.0020	<0.0020	
BED1	7/1/2019	<0.0020	<0.0020	<0.0020	
	1/11/2019	0.06	0.028	0.018	GAC installed 05/22/2019.

Concentrations in ug/L. Concentrations are rounded by the laboratory and reported to two significant figures. For samples collected prior to 10/1/2013, results for PFOA are reported under the following protocol: ND < LOD < NQ < LOQ where ND = Not Detected, NQ = Not Quantifiable, LOD = Limit of Detection, LOQ = Limit of Quantitation; the LOD/LOQ may have varied by instrument and quarter. For samples collected after 10/1/2013, samples are reported to a reporting limit (RL) of 0.0050 ug/L for PFOA. For samples collected after 6/30/2016, each target compound RL is 0.0020 ug/L. J = Analyte present, reported value may not be accurate or precise; UJ = Not detected, reporting limit may not be accurate or precise; B = Not detected substantially above the level reported in the laboratory or field blanks. Samples identified as BED1 were collected after the first carbon bed. Samples identified as BED2 were collected after the second carbon bed and represent the treated water. All other samples collected were prior to treatment. Samples identified with -D or DUP are duplicate samples. Starting with the 3Q20 samples, the samples are analyzed by EPA Method 537.1. Prior to 3Q20, the samples were analyzed by a modified method 537.



**Table 2. Residential Granular Activated Carbon (GAC) Treatment System  
Results – Chemours Chambers Works, Deepwater, New Jersey**

Field Sample ID	Date	PFOA	PFOS	PFNA	Comments
<b>Location: 378</b>					
PT	7/28/2020	0.046	0.0065	0.018	
BED1	7/28/2020	<0.0020	<0.0020	<0.0020	
BED1	6/3/2020	<0.0020	<0.0020	<0.0020	
BED1	2/11/2020	<0.0020	<0.0020	<0.0020	
BED1	11/8/2019	<0.0020	<0.0020	<0.0020	
PT	9/3/2019	0.081	0.016	0.044	
BED1	9/3/2019	<0.0020	<0.0020	<0.0020	
	2/7/2019	0.22	0.013	0.057	GAC installed 04/26/2019.
<b>Location: 379</b>					
PT	8/19/2020	0.0099	<0.0020	<0.0020	
BED1	8/19/2020	<0.0020	<0.0020	<0.0020	
BED1	6/12/2020	<0.0020	<0.0020	<0.0020	
BED1	3/4/2020	<0.0020	<0.0020	<0.0020	
PT	7/3/2019	0.0026	<0.0020	<0.0020	
BED1	7/3/2019	<0.0020	<0.0020	<0.0020	
	2/7/2019	0.014	<0.0020	0.0031	GAC installed 05/01/2019.

Concentrations in ug/L. Concentrations are rounded by the laboratory and reported to two significant figures. For samples collected prior to 10/1/2013, results for PFOA are reported under the following protocol: ND < LOD < NQ < LOQ where ND = Not Detected, NQ = Not Quantifiable, LOD = Limit of Detection, LOQ = Limit of Quantitation; the LOD/LOQ may have varied by instrument and quarter. For samples collected after 10/1/2013, samples are reported to a reporting limit (RL) of 0.0050 ug/L for PFOA. For samples collected after 6/30/2016, each target compound RL is 0.0020 ug/L. J = Analyte present, reported value may not be accurate or precise; UJ = Not detected, reporting limit may not be accurate or precise; B = Not detected substantially above the level reported in the laboratory or field blanks. Samples identified as BED1 were collected after the first carbon bed. Samples identified as BED2 were collected after the second carbon bed and represent the treated water. All other samples collected were prior to treatment. Samples identified with -D or DUP are duplicate samples. Starting with the 3Q20 samples, the samples are analyzed by EPA Method 537.1. Prior to 3Q20, the samples were analyzed by a modified method 537.

**Table 2. Residential Granular Activated Carbon (GAC) Treatment System  
Results – Chemours Chambers Works, Deepwater, New Jersey**

Field Sample ID	Date	PFOA	PFOS	PFNA	Comments
<b>Location: 380</b>					
PT	8/26/2020	0.057	0.0028	0.0021	
BED1	8/26/2020	<0.0020	<0.0020	<0.0020	
BED1	6/10/2020	<0.0020	<0.0020	<0.0020	
BED1	1/30/2020	<0.0020	<0.0020	<0.0020	
BED1	10/16/2019	<0.0020	<0.0020	<0.0020	
PT	7/22/2019	0.062	0.0030	0.0033	
BED1	7/22/2019	<0.0020	<0.0020	<0.0020	
BED1	4/9/2019	<0.0020	<0.0020	<0.0020	
PRE	2/7/2019	0.072	0.0029	0.0036	GAC installed 03/27/2019.
POST	2/7/2019	0.067	0.0029	0.0034	GAC installed 03/27/2019.
<b>Location: 388</b>					
PT	8/26/2020	0.062	0.035	0.0080	
BED1	8/26/2020	<0.0020	<0.0020	<0.0020	
BED1	6/3/2020	<0.0020	<0.0020	<0.0020	
BED1	1/21/2020	<0.0020	<0.0020	<0.0020	
BED1	10/2/2019	<0.0020	<0.0020	<0.0020	
PT	7/3/2019	0.056	0.011	0.0041	

Concentrations in ug/L. Concentrations are rounded by the laboratory and reported to two significant figures. For samples collected prior to 10/1/2013, results for PFOA are reported under the following protocol: ND < LOD < NQ < LOQ where ND = Not Detected, NQ = Not Quantifiable, LOD = Limit of Detection, LOQ = Limit of Quantitation; the LOD/LOQ may have varied by instrument and quarter. For samples collected after 10/1/2013, samples are reported to a reporting limit (RL) of 0.0050 ug/L for PFOA. For samples collected after 6/30/2016, each target compound RL is 0.0020 ug/L. J = Analyte present, reported value may not be accurate or precise; UJ = Not detected, reporting limit may not be accurate or precise; B = Not detected substantially above the level reported in the laboratory or field blanks. Samples identified as BED1 were collected after the first carbon bed. Samples identified as BED2 were collected after the second carbon bed and represent the treated water. All other samples collected were prior to treatment. Samples identified with -D or DUP are duplicate samples. Starting with the 3Q20 samples, the samples are analyzed by EPA Method 537.1. Prior to 3Q20, the samples were analyzed by a modified method 537.

**Table 2. Residential Granular Activated Carbon (GAC) Treatment System  
Results – Chemours Chambers Works, Deepwater, New Jersey**

Field Sample ID	Date	PFOA	PFOS	PFNA	Comments
BED1	7/3/2019	<0.0020	<0.0020	<0.0020	
	2/26/2019	0.073	0.013	0.0074	GAC installed 05/08/2019.
<b>Location: 390</b>					
PT	9/9/2020	0.082	<0.0020	0.0087	
BED1	9/9/2020	<0.0020	<0.0020	<0.0020	
BED1	6/19/2020	<0.0020	<0.0020	<0.0020	
BED1	2/26/2020	<0.0020	<0.0020	<0.0020	
BED1	11/20/2019	<0.0020	<0.0020	<0.0020	
PT	9/19/2019	0.094	<0.0020	0.0066	
BED1	9/19/2019	<0.0020	<0.0020	<0.0020	
	3/6/2019	0.13	0.0023	0.017	GAC installed 04/23/2019.
<b>Location: 391</b>					
PT	9/22/2020	0.071	0.0059	0.014	
BED1	9/22/2020	<0.0020	<0.0020	<0.0020	
BED1	6/30/2020	<0.0020	<0.0020	<0.0020	
BED1	3/13/2020	<0.0020	<0.0020	<0.0020	
PT	7/1/2019	0.10	0.0058	0.0073	
BED1	7/1/2019	<0.0020	<0.0020	<0.0020	

Concentrations in ug/L. Concentrations are rounded by the laboratory and reported to two significant figures. For samples collected prior to 10/1/2013, results for PFOA are reported under the following protocol: ND < LOD < NQ < LOQ where ND = Not Detected, NQ = Not Quantifiable, LOD = Limit of Detection, LOQ = Limit of Quantitation; the LOD/LOQ may have varied by instrument and quarter. For samples collected after 10/1/2013, samples are reported to a reporting limit (RL) of 0.0050 ug/L for PFOA. For samples collected after 6/30/2016, each target compound RL is 0.0020 ug/L. J = Analyte present, reported value may not be accurate or precise; UJ = Not detected, reporting limit may not be accurate or precise; B = Not detected substantially above the level reported in the laboratory or field blanks. Samples identified as BED1 were collected after the first carbon bed. Samples identified as BED2 were collected after the second carbon bed and represent the treated water. All other samples collected were prior to treatment. Samples identified with -D or DUP are duplicate samples. Starting with the 3Q20 samples, the samples are analyzed by EPA Method 537.1. Prior to 3Q20, the samples were analyzed by a modified method 537.

**Table 2. Residential Granular Activated Carbon (GAC) Treatment System  
Results – Chemours Chambers Works, Deepwater, New Jersey**

Field Sample ID	Date	PFOA	PFOS	PFNA	Comments
	3/8/2019	0.099	0.014	0.011	GAC installed 05/17/2019.
<b>Location: 393</b>					
PT	9/14/2020	0.039	<0.0020	<0.0020	
BED1	9/14/2020	<0.0020	<0.0020	<0.0020	
BED1	6/24/2020	<0.0020	<0.0020	<0.0020	
BED1	3/6/2020	<0.0020	<0.0020	<0.0020	
BED1	12/12/2019	<0.0020	<0.0020	<0.0020	
	4/16/2019	0.032	<0.0020	<0.0020	GAC installed 06/20/2019.
<b>Location: 398</b>					
PT	7/23/2020	0.11	0.0022	<0.0020	
BED1	7/23/2020	<0.0020	<0.0020	<0.0020	
BED1	6/2/2020	<0.0020	<0.0020	<0.0020	
BED1	1/16/2020	<0.0020	<0.0020	<0.0020	
BED1	10/2/2019	0.0028	<0.0020	<0.0020	
	5/16/2019	0.089	<0.0020	<0.0020	GAC installed 07/29/2019.
-DUP	5/16/2019	0.087	<0.0020	<0.0020	GAC installed 07/29/2019.
<b>Location: 403</b>					
PT	8/6/2020	0.33	0.082	0.035	

Concentrations in ug/L. Concentrations are rounded by the laboratory and reported to two significant figures. For samples collected prior to 10/1/2013, results for PFOA are reported under the following protocol: ND < LOD < NQ < LOQ where ND = Not Detected, NQ = Not Quantifiable, LOD = Limit of Detection, LOQ = Limit of Quantitation; the LOD/LOQ may have varied by instrument and quarter. For samples collected after 10/1/2013, samples are reported to a reporting limit (RL) of 0.0050 ug/L for PFOA. For samples collected after 6/30/2016, each target compound RL is 0.0020 ug/L. J = Analyte present, reported value may not be accurate or precise; UJ = Not detected, reporting limit may not be accurate or precise; B = Not detected substantially above the level reported in the laboratory or field blanks. Samples identified as BED1 were collected after the first carbon bed. Samples identified as BED2 were collected after the second carbon bed and represent the treated water. All other samples collected were prior to treatment. Samples identified with -D or DUP are duplicate samples. Starting with the 3Q20 samples, the samples are analyzed by EPA Method 537.1. Prior to 3Q20, the samples were analyzed by a modified method 537.

**Table 2. Residential Granular Activated Carbon (GAC) Treatment System  
Results – Chemours Chambers Works, Deepwater, New Jersey**

Field Sample ID	Date	PFOA	PFOS	PFNA	Comments
BED1	8/6/2020	<0.0020	<0.0020	<0.0020	
BED1	6/9/2020	<0.0020	<0.0020	<0.0020	
BED1	1/17/2020	<0.0020	<0.0020	<0.0020	
BED1-DUP	1/17/2020	<0.0020	<0.0020	<0.0020	
	7/31/2019	0.24	0.021	0.018	GAC installed 10/25/2019.
<b>Location: 419</b>					
	11/20/2019	0.029	<0.0020	<0.0020	GAC installed 09/15/2020.
<b>Location: 423</b>					
	3/3/2020	0.031	<0.0020	0.0047	GAC installed 09/10/2020.
<b>Location: 427</b>					
	3/5/2020	0.028	<0.0020	0.0031	GAC installed 08/27/2020.
<b>Location: 434</b>					
	3/9/2020	0.025	0.016	0.0099	GAC installed 09/01/2020.
<b>Location: 439</b>					
	3/20/2020	0.039	<0.0020	0.0080	GAC installed 09/08/2020.
<b>Location: 464</b>					
PT	9/16/2020	0.016	0.0058	0.014	GAC installed by NJDEP 12/07/2016.
BED1	9/16/2020	<0.0020	<0.0020	<0.0020	

Concentrations in ug/L. Concentrations are rounded by the laboratory and reported to two significant figures. For samples collected prior to 10/1/2013, results for PFOA are reported under the following protocol: ND < LOD < NQ < LOQ where ND = Not Detected, NQ = Not Quantifiable, LOD = Limit of Detection, LOQ = Limit of Quantitation; the LOD/LOQ may have varied by instrument and quarter. For samples collected after 10/1/2013, samples are reported to a reporting limit (RL) of 0.0050 ug/L for PFOA. For samples collected after 6/30/2016, each target compound RL is 0.0020 ug/L. J = Analyte present, reported value may not be accurate or precise; UJ = Not detected, reporting limit may not be accurate or precise; B = Not detected substantially above the level reported in the laboratory or field blanks. Samples identified as BED1 were collected after the first carbon bed. Samples identified as BED2 were collected after the second carbon bed and represent the treated water. All other samples collected were prior to treatment. Samples identified with -D or DUP are duplicate samples. Starting with the 3Q20 samples, the samples are analyzed by EPA Method 537.1. Prior to 3Q20, the samples were analyzed by a modified method 537.

**Table 2. Residential Granular Activated Carbon (GAC) Treatment System  
Results – Chemours Chambers Works, Deepwater, New Jersey**

Field Sample ID	Date	PFOA	PFOS	PFNA	Comments
<b>Location: 465</b>					
PT	9/14/2020	0.056 J	0.0073 J	0.0059 J	GAC installed by NJDEP 11/29/2017.
BED1	9/14/2020	0.040 J	0.0047 J	0.0037 J	
BED2	9/14/2020	0.012 J	<0.0020 UJ	<0.0020 UJ	
<b>Location: 466</b>					
PT	9/28/2020	0.013	<0.0020	<0.0020	GAC installed by NJDEP 12/06/2017.
BED1	9/28/2020	<0.0020	<0.0020	<0.0020	
<b>Location: 467</b>					
PT	9/29/2020	0.042	<0.0020	0.0024	GAC installed by NJDEP 11/30/2017.
BED1	9/29/2020	<0.0020	<0.0020	<0.0020	
<b>Location: 468</b>					
PT	9/14/2020	0.023	<0.0020	0.0043	GAC installed by NJDEP 12/11/2017.
BED1	9/14/2020	<0.0020	<0.0020	<0.0020	
<b>Location: 469</b>					
PT	9/16/2020	0.051	<0.0020	0.0083	GAC installed by NJDEP 04/05/2018.
BED1	9/16/2020	<0.0020	<0.0020	<0.0020	
BED1-DUP	9/16/2020	0.0021	<0.0020	<0.0020	

Concentrations in ug/L. Concentrations are rounded by the laboratory and reported to two significant figures. For samples collected prior to 10/1/2013, results for PFOA are reported under the following protocol: ND < LOD < NQ < LOQ where ND = Not Detected, NQ = Not Quantifiable, LOD = Limit of Detection, LOQ = Limit of Quantitation; the LOD/LOQ may have varied by instrument and quarter. For samples collected after 10/1/2013, samples are reported to a reporting limit (RL) of 0.0050 ug/L for PFOA. For samples collected after 6/30/2016, each target compound RL is 0.0020 ug/L. J = Analyte present, reported value may not be accurate or precise; UJ = Not detected, reporting limit may not be accurate or precise; B = Not detected substantially above the level reported in the laboratory or field blanks. Samples identified as BED1 were collected after the first carbon bed. Samples identified as BED2 were collected after the second carbon bed and represent the treated water. All other samples collected were prior to treatment. Samples identified with -D or DUP are duplicate samples. Starting with the 3Q20 samples, the samples are analyzed by EPA Method 537.1. Prior to 3Q20, the samples were analyzed by a modified method 537.

**Table 2. Residential Granular Activated Carbon (GAC) Treatment System  
Results – Chemours Chambers Works, Deepwater, New Jersey**

Field Sample ID	Date	PFOA	PFOS	PFNA	Comments
<b>Location: 470</b>					
PT	9/15/2020	0.049	<0.0020	0.0024	GAC installed by NJDEP 03/27/2018.
BED1	9/15/2020	<0.0020	<0.0020	<0.0020	
<b>Location: 471</b>					
PT	9/21/2020	0.019	0.0054	0.016	GAC installed by NJDEP 10/03/2016.
BED1	9/21/2020	<0.0020	<0.0020	<0.0020	
<b>Location: 473</b>					
PT	9/29/2020	0.058	0.0045	0.0076	GAC installed by NJDEP 04/18/2018.
BED1	9/29/2020	<0.0020	<0.0020	<0.0020	
<b>Location: 474</b>					
PT	9/30/2020	0.070	0.0035	0.027	GAC installed by NJDEP 04/15/2016.
BED1	9/30/2020	0.0059 J	<0.0020	<0.0020	
BED1-DUP	9/30/2020	0.010 J	<0.0020	<0.0020	

Concentrations in ug/L. Concentrations are rounded by the laboratory and reported to two significant figures. For samples collected prior to 10/1/2013, results for PFOA are reported under the following protocol: ND < LOD < NQ < LOQ where ND = Not Detected, NQ = Not Quantifiable, LOD = Limit of Detection, LOQ = Limit of Quantitation; the LOD/LOQ may have varied by instrument and quarter. For samples collected after 10/1/2013, samples are reported to a reporting limit (RL) of 0.0050 ug/L for PFOA. For samples collected after 6/30/2016, each target compound RL is 0.0020 ug/L. J = Analyte present, reported value may not be accurate or precise; UJ = Not detected, reporting limit may not be accurate or precise; B = Not detected substantially above the level reported in the laboratory or field blanks. Samples identified as BED1 were collected after the first carbon bed. Samples identified as BED2 were collected after the second carbon bed and represent the treated water. All other samples collected were prior to treatment. Samples identified with -D or DUP are duplicate samples. Starting with the 3Q20 samples, the samples are analyzed by EPA Method 537.1. Prior to 3Q20, the samples were analyzed by a modified method 537.

**Table 3. Removed Residential Granular Activated Carbon (GAC) Treatment System Results – Chemours Chambers Works, Deepwater, New Jersey**

Field Sample ID	Date	PFOA	PFOS	PFNA	Comments
<b>Location: 151</b>					
BED1	6/6/2019	<0.0020	<0.0020	<0.0020	PWS connection 06/13/2019. GAC removed 06/21/2019.
BED1-DUP	6/6/2019	<0.0020	<0.0020	<0.0020	PWS connection 06/13/2019. GAC removed 06/21/2019.
BED1	2/1/2019	<0.0020	<0.0020	<0.0020	
BED1	10/30/2018	<0.0020	<0.0020	<0.0020	
PT	7/13/2018	0.020	<0.0020	<0.0020	
BED1	7/13/2018	<0.0020	<0.0020	<0.0020	
BED1	4/30/2018	<0.0020	<0.0020	<0.0020	
	2/20/2017	0.02 B	<0.0020	<0.0020	GAC installed 11/21/2017.
<b>Location: 191</b>					
BED1	11/12/2018	<0.0020	<0.0020	<0.0020	New well installed (Regulatory Location ID #399). Not qualified so GAC removed 06/20/2019.
PT	8/14/2018	0.070	0.0046	0.015	
BED1	8/14/2018	<0.0020	<0.0020	<0.0020	
BED1	5/16/2018	<0.0020	<0.0020	<0.0020	
BED1	3/14/2018	<0.0020	<0.0020	<0.0020	
BED1	12/12/2017	<0.0020	<0.0020	<0.0020	Carbon Changeout 12/08/2017 - Fe.
	7/12/2017	0.071	0.0053	0.016	GAC installed 09/08/2017.

Concentrations in ug/L. Concentrations are rounded by the laboratory and reported to two significant figures. For samples collected prior to 10/1/2013, results for PFOA are reported under the following protocol: ND < LOD < NQ < LOQ where ND = Not Detected, NQ = Not Quantifiable, LOD = Limit of Detection, LOQ = Limit of Quantitation; the LOD/LOQ may have varied by instrument and quarter. For samples collected after 10/1/2013, samples are reported to a reporting limit (RL) of 0.0050 ug/L for PFOA. For samples collected after 6/30/2016, each target compound RL is 0.0020 ug/L. J = Analyte present, reported value may not be accurate or precise; UJ = Not detected, reporting limit may not be accurate or precise; B = Not detected substantially above the level reported in the laboratory or field blanks. Samples identified as BED1 were collected after the first carbon bed. Samples identified as BED2 were collected after the second carbon bed and represent the treated water. All other samples collected were prior to treatment. Samples identified with -D or DUP are duplicate samples. Starting with the 3Q20 samples, the samples are analyzed by EPA Method 537.1. Prior to 3Q20, the samples were analyzed by a modified method 537.



**Table 3. Removed Residential Granular Activated Carbon (GAC) Treatment System Results – Chemours Chambers Works, Deepwater, New Jersey**

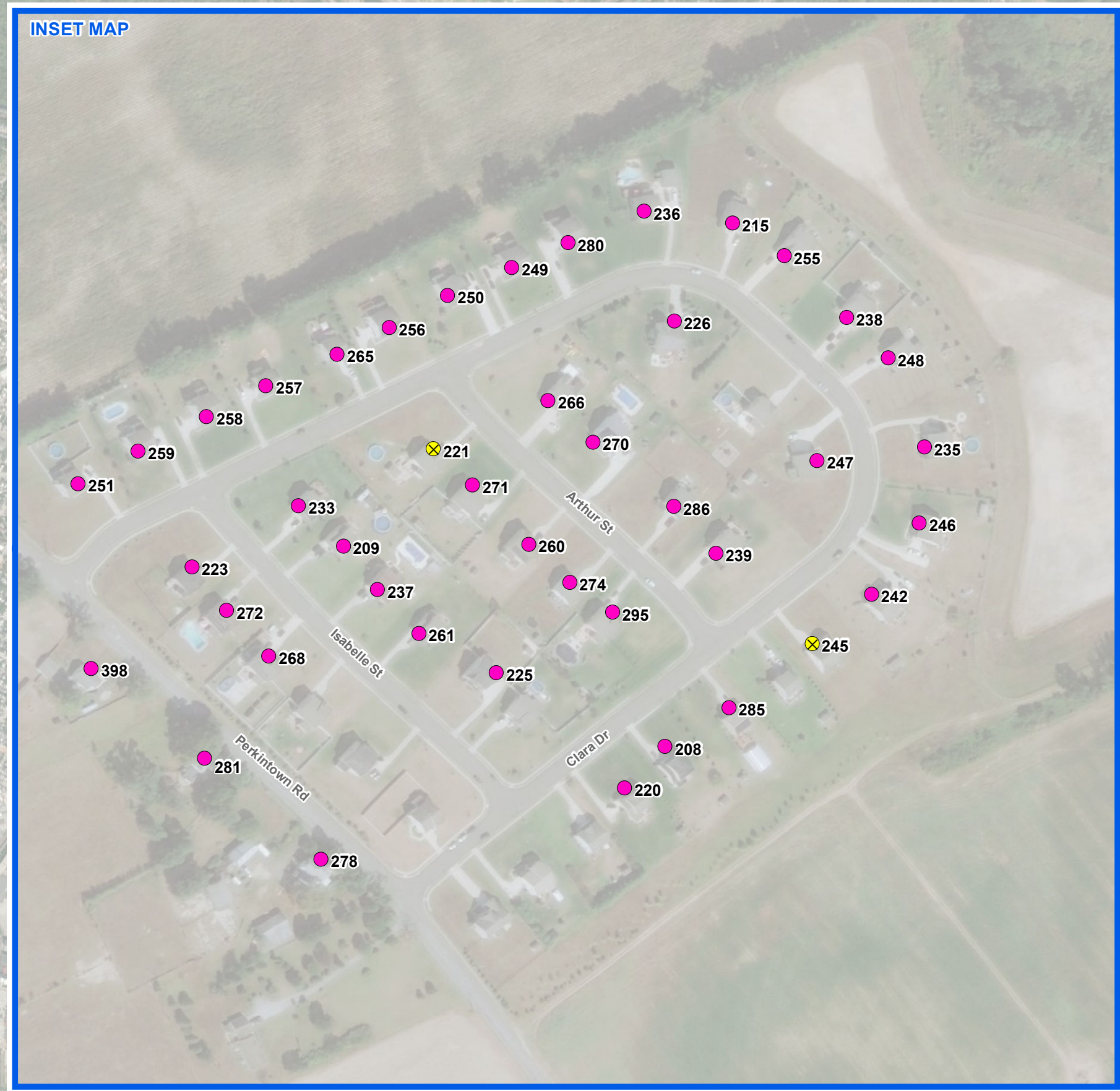
Field Sample ID	Date	PFOA	PFOS	PFNA	Comments
<b>Location: 221</b>					
PT	9/24/2018	0.050	0.0047	0.0029	GAC removed 10/19/2018 at owner's request. Permanent bottled water.
BED1	9/24/2018	<0.0020	<0.0020	<0.0020	GAC removed 10/19/2018 at owner's request. Permanent bottled water.
BED1	4/18/2018	<0.0020	<0.0020	<0.0020	
	11/3/2017	0.046	0.0053	0.0024	GAC installed 02/21/2018.
<b>Location: 245</b>					
PT	9/3/2019	0.034	<0.0020	0.0049	GAC removed 11/19/2019 at owner's request. Permanent bottled water.
BED1	9/3/2019	<0.0020	<0.0020	<0.0020	GAC removed 11/19/2019 at owner's request. Permanent bottled water.
BED1	6/7/2019	<0.0020	<0.0020	<0.0020	
BED1	2/26/2019	<0.0020	<0.0020	<0.0020	
BED1	11/9/2018	<0.0020	<0.0020	<0.0020	
PT	8/10/2018	0.027	<0.0020	0.0026	
BED1	8/10/2018	<0.0020	<0.0020	<0.0020	
BED1	5/4/2018	<0.0020	<0.0020	<0.0020	
	11/30/2017	0.032	<0.0020	0.0036	GAC installed 03/30/2018.

Concentrations in ug/L. Concentrations are rounded by the laboratory and reported to two significant figures. For samples collected prior to 10/1/2013, results for PFOA are reported under the following protocol: ND < LOD < NQ < LOQ where ND = Not Detected, NQ = Not Quantifiable, LOD = Limit of Detection, LOQ = Limit of Quantitation; the LOD/LOQ may have varied by instrument and quarter. For samples collected after 10/1/2013, samples are reported to a reporting limit (RL) of 0.0050 ug/L for PFOA. For samples collected after 6/30/2016, each target compound RL is 0.0020 ug/L. J = Analyte present, reported value may not be accurate or precise; UJ = Not detected, reporting limit may not be accurate or precise; B = Not detected substantially above the level reported in the laboratory or field blanks. Samples identified as BED1 were collected after the first carbon bed. Samples identified as BED2 were collected after the second carbon bed and represent the treated water. All other samples collected were prior to treatment. Samples identified with -D or DUP are duplicate samples. Starting with the 3Q20 samples, the samples are analyzed by EPA Method 537.1. Prior to 3Q20, the samples were analyzed by a modified method 537.

**Table 3. Removed Residential Granular Activated Carbon (GAC) Treatment  
System Results – Chemours Chambers Works, Deepwater, New Jersey**

Field Sample ID	Date	PFOA	PFOS	PFNA	Comments
<b>Location: 302</b>					
PT	8/20/2019	0.034	0.0061	0.0028	New well installed (Regulatory Location ID #416). Not qualified so GAC removed 12/05/2019.
BED1	8/20/2019	<0.0020	<0.0020	<0.0020	New well installed (Regulatory Location ID #416). Not qualified so GAC removed 12/05/2019.
BED1	5/21/2019	<0.0020	<0.0020	<0.0020	
BED1	2/15/2019	<0.0020	<0.0020	<0.0020	
BED1	11/27/2018	<0.0020	<0.0020	<0.0020	
PT	9/28/2018	0.033	0.0031	0.0022	
BED1	9/28/2018	<0.0020	0.0034	<0.0020	
	4/25/2018	0.04	0.0032	<0.0020	GAC installed 06/28/2018.

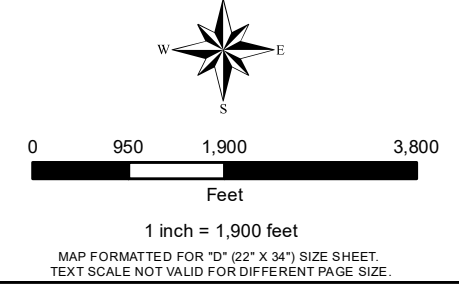
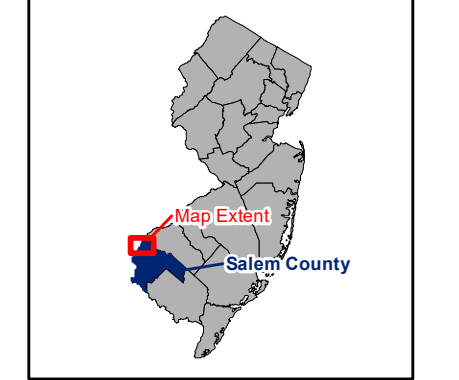
Concentrations in ug/L. Concentrations are rounded by the laboratory and reported to two significant figures. For samples collected prior to 10/1/2013, results for PFOA are reported under the following protocol: ND < LOD < NQ < LOQ where ND = Not Detected, NQ = Not Quantifiable, LOD = Limit of Detection, LOQ = Limit of Quantitation; the LOD/LOQ may have varied by instrument and quarter. For samples collected after 10/1/2013, samples are reported to a reporting limit (RL) of 0.0050 ug/L for PFOA. For samples collected after 6/30/2016, each target compound RL is 0.0020 ug/L. J = Analyte present, reported value may not be accurate or precise; UJ = Not detected, reporting limit may not be accurate or precise; B = Not detected substantially above the level reported in the laboratory or field blanks. Samples identified as BED1 were collected after the first carbon bed. Samples identified as BED2 were collected after the second carbon bed and represent the treated water. All other samples collected were prior to treatment. Samples identified with -D or DUP are duplicate samples. Starting with the 3Q20 samples, the samples are analyzed by EPA Method 537.1. Prior to 3Q20, the samples were analyzed by a modified method 537.



- LEGEND**
- GAC System Currently Installed
  - GAC System Removed
  - Current Investigation Area
  - Expanded Area 1
  - Expanded Area 2
  - Expanded Area 3
  - Expanded Area 4
  - Expanded Area 5
  - Expanded Area 6
  - Expanded Area 7
  - 1 and 2-Mile Radius Intervals
  - Property Boundary
  - Municipal Boundary

**Notes:**  
 This figure shows the location of all residential granular activated carbon (GAC) systems installed by Chemours or installed and later removed at the resident's request by Chemours near the Chemours Chambers Works site, in Deepwater, New Jersey as of September 30, 2020. See Table 1 for information on each GAC system installed. See Table 2 for available perfluorooctanoic acid (PFOA), perfluorooctanesulfonate (PFOS) and perfluoronanoic acid (PFNA) results for each location where a GAC is installed. See Table 3 for available perfluorooctanoic acid (PFOA), perfluorooctanesulfonate (PFOS) and perfluoronanoic acid (PFNA) results for each location where a GAC was installed and later removed at the resident's request.

Maxar 2019 Aerial Source: Esri, DigitalGlobe, GeoEye, Earthstar Geographics, CNES/Airbus DS, USDA, USGS, AEX, Getmapping, Aerogrid, IGN, IGP, swisstopo, and the GIS User Community.



AECOM  
 Sabre Building, Suite 300  
 405 1 Ogletown Road  
 Newark, DE 19713

**EVERGREEN RESIDENTIAL GRANULAR ACTIVATED CARBON (GAC) SYSTEMS LOCATION MAP**

CHEMOURS CHAMBERS WORKS COMPLEX DEEPWATER, NEW JERSEY	
TASK NUMBER: 20005	PROJECT NUMBER: 60595223
DESIGNED BY: S. MURPHY	DATE: 11/30/2020
DRAWN BY: C. DUFFY	FIGURE NUMBER: 1
DATA QUALITY CHECK BY: N. DEPOSE	

C:\Users\chambers\Documents\60595223\_ChambersGAC\_CMAA\_2020\Final\_Reports\GIS\GAC\_CMAA\_202003\_Rep\_Loc.mxd